



Système

XP

Système XP

Système de Volets

Caracteristiques du système

Système de volet qui offre la possibilité de deux types de lames:

- Lames fixes
- Lames orientables

Les lames orientables permettent une total regulation à travers des mécanismes de rotation qui permettent un contrôle de la luminosité dans l'intérieur.

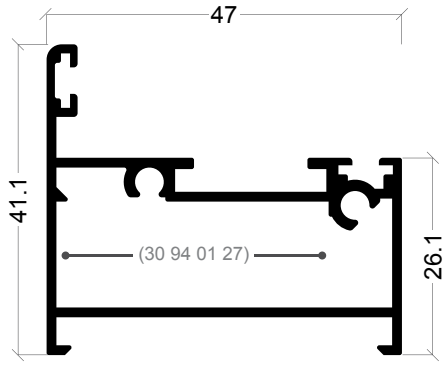
Ce système ne pas utilise profil inverseur grâce a la physionomie de la vantail, en utilisant seulement un petit profil de battant.

Profils d'aluminium

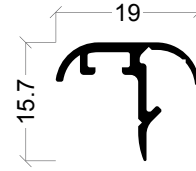
Les sections du dormant et ouvrant, ils sont de 40 et 47 mm respectivement, avec une épaisseur moyenne du profils d'aluminium de 1.5 mm.

Dimensionnement et manoeuvrabilité

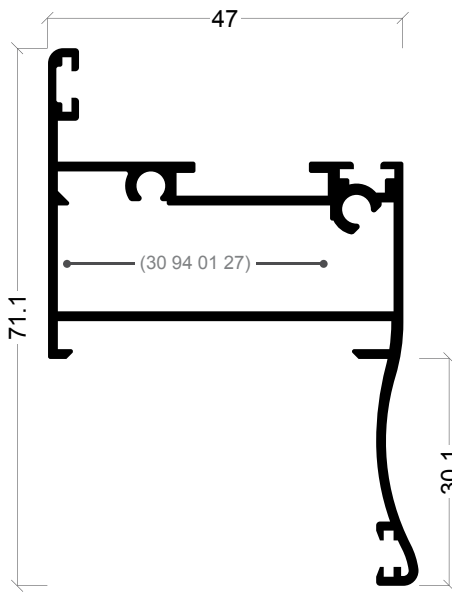
Possibilités d'ouverture: extérieur (1, 2, 3 et 4 vantaux), harmonium et coulissant.



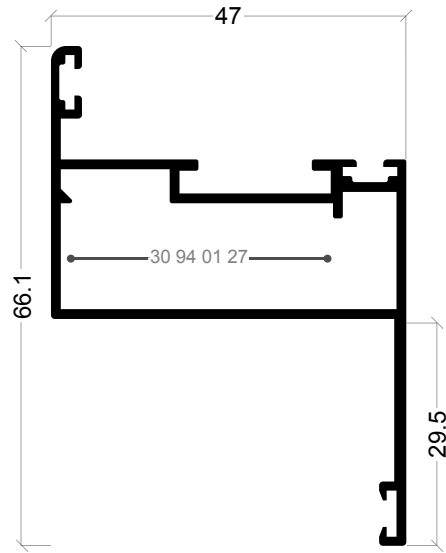
XP-03
Dormant



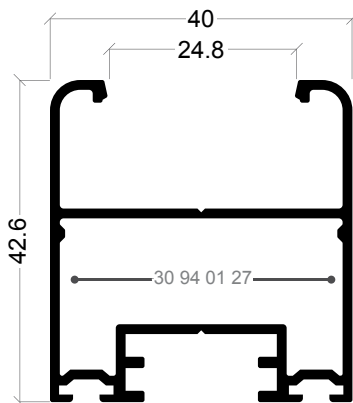
XP-04
Profil de battante



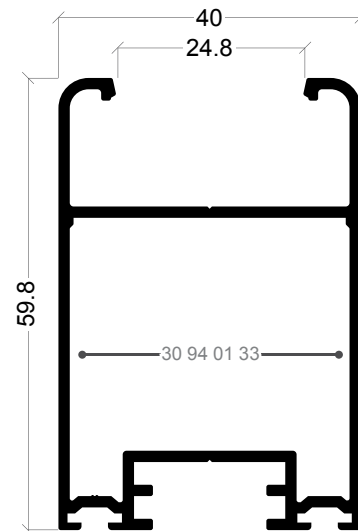
XP-09
Dormant avec finition



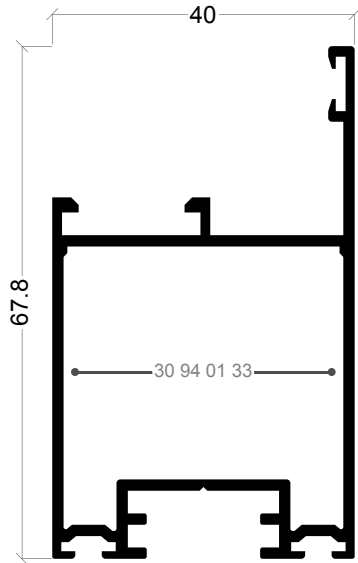
XP-26
Dormant avec finition



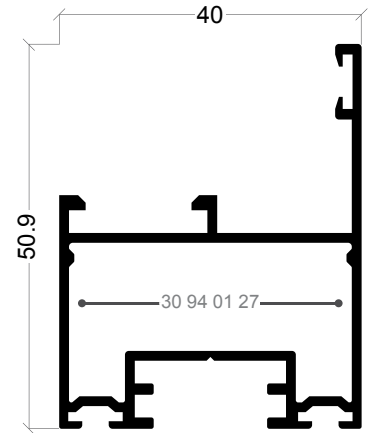
XP-05
Ouvrant



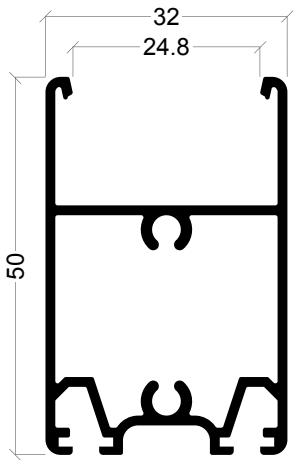
XP-18
Ouvrant



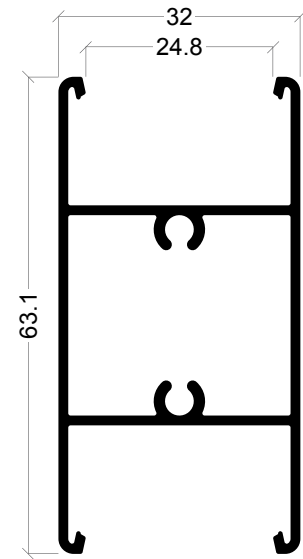
XP-22
Ouvrant pour parclose



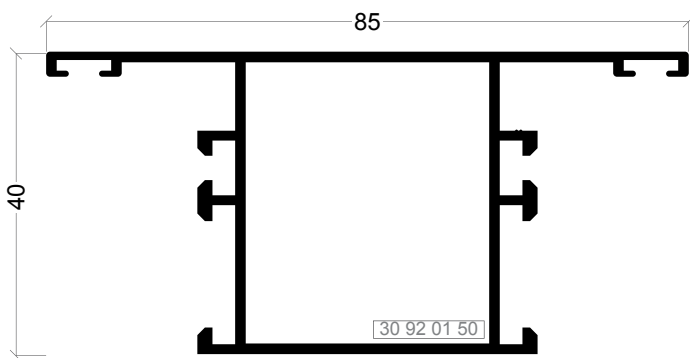
XP-11
Ouvrant pour parclose



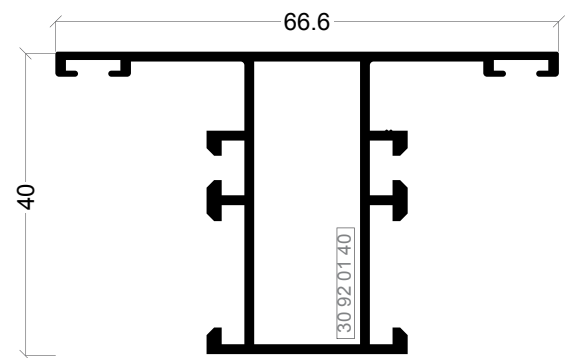
XP-10
Coussin 50 mm



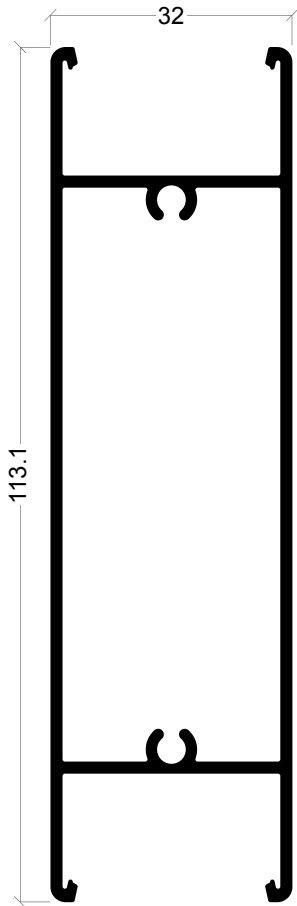
XP-25
Traverse 63 mm



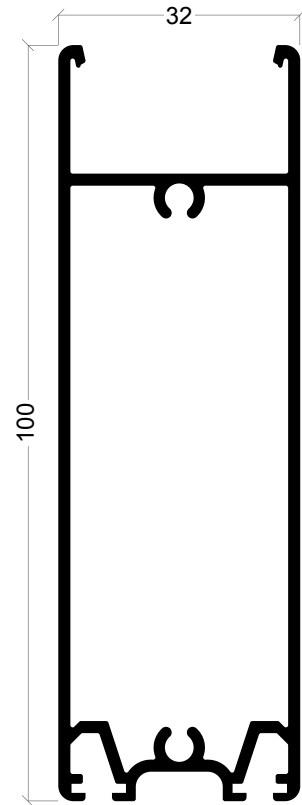
AZ-09
Traverse



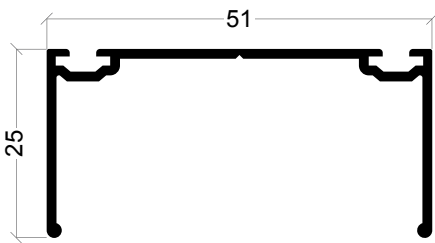
AZ-01
Traverse



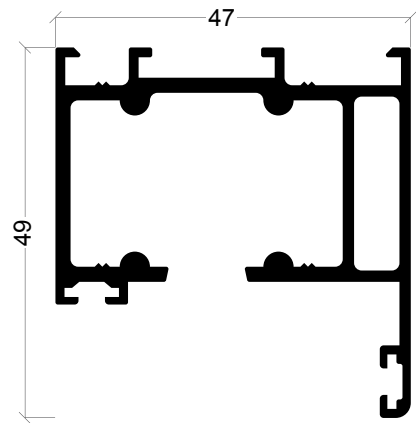
XP-27
Traverse 113 mm



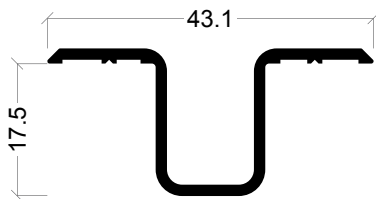
XP-16
Coussin 100 mm



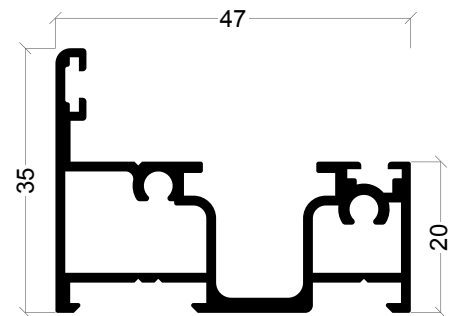
XP-20
Distanciateur dormant coulissant



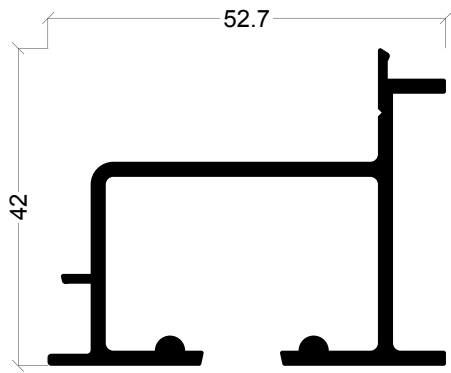
XP-21
Dormant coulissant



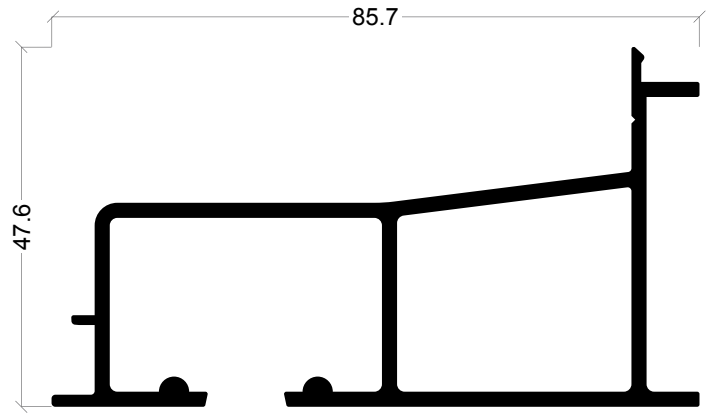
XP-23
Guide d'embed coulissant



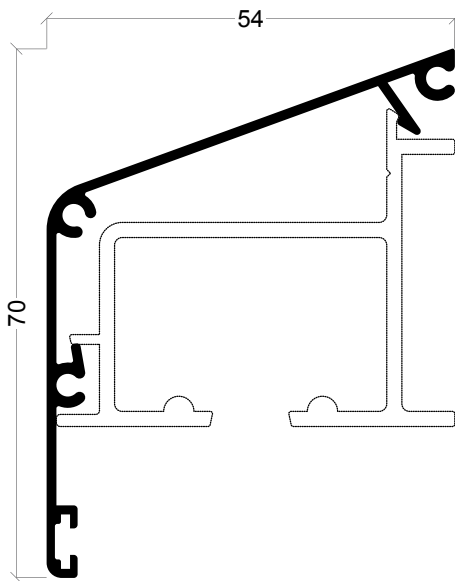
XP-24
Dormant guide coulissant



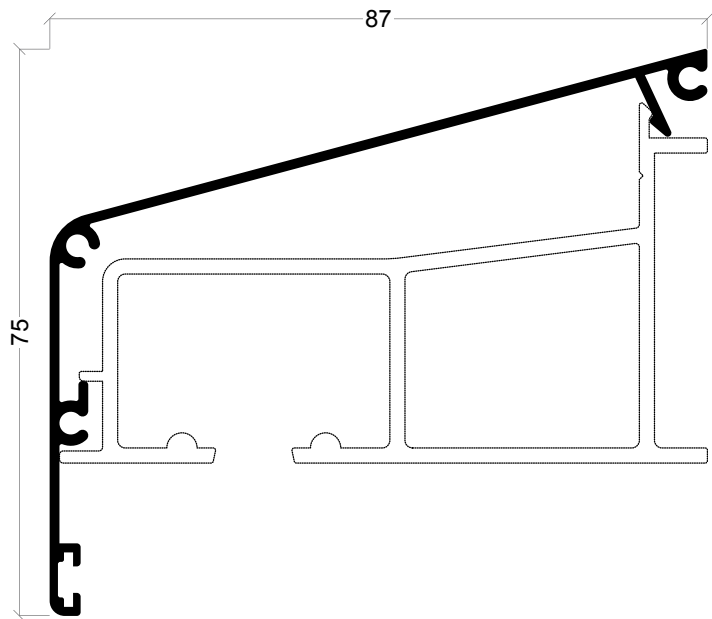
XP-07
Guide supérieur coulissant



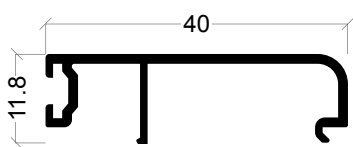
XP-13
Guide supérieur coulissant



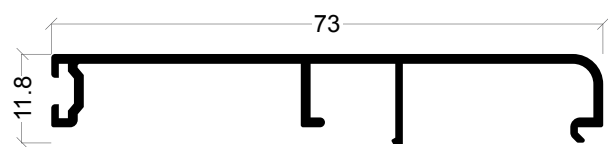
XP-06
Capot guide supérieur coulissant



XP-12
Capot guide supérieur coulissant



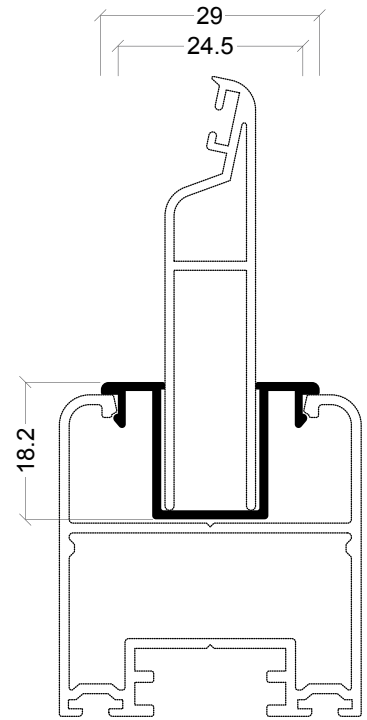
XP-08
Capot latéral coulissant



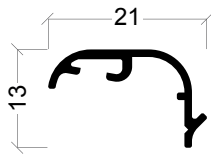
XP-14
Capot latéral coulissant large




XP-15
Guide inférieur coulissant



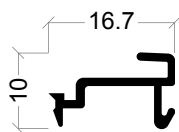
XP-19
Compensateur pour Z/54



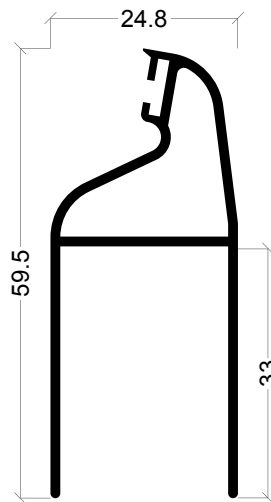
XP-17
Profil de battante coulissant



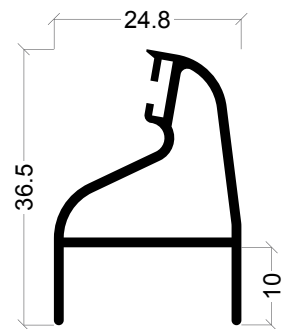
AX-19
Tringel



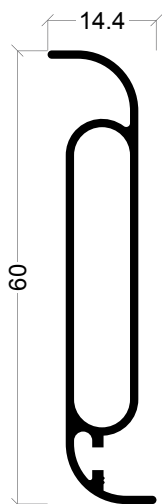
AX-33
Ressort parclose



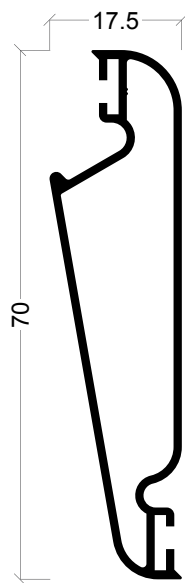
XP-01
Demi-lame 33 mm



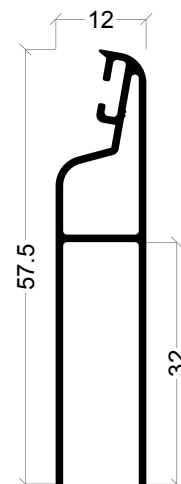
XP-02
Demi-lame 10 mm



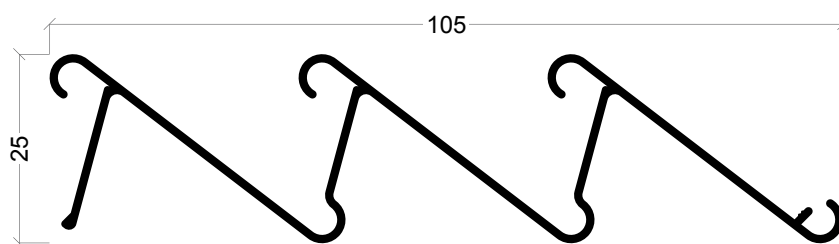
Z-52
Lame réglable



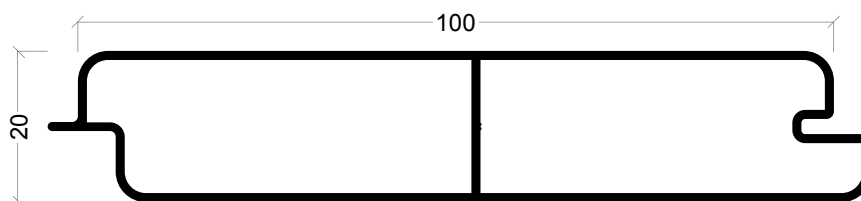
Z-53
Lame réglable



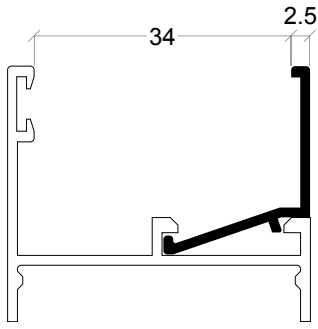
Z-54
Demi-lame 32 mm



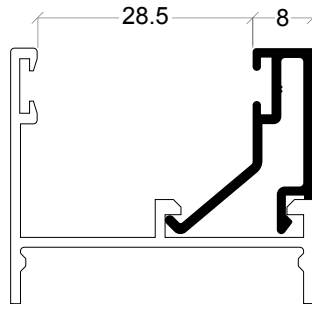
Z-20
Lame fixe



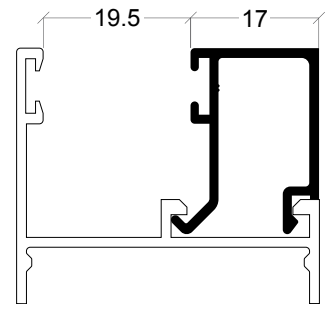
W-25
Lamme d'ajustement 100 x 20



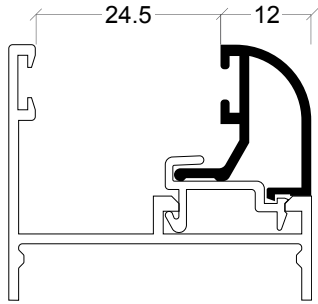
AX-69



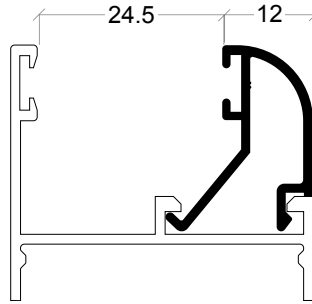
AX-74



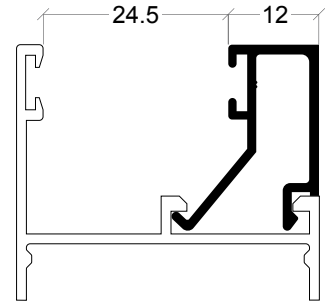
AX-46



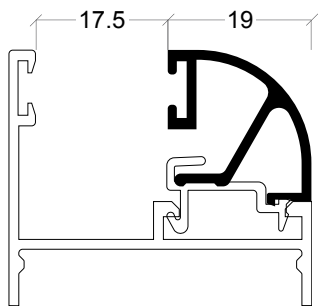
AX-37



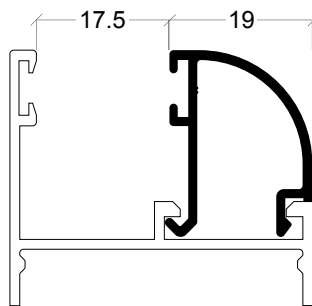
AZ-8



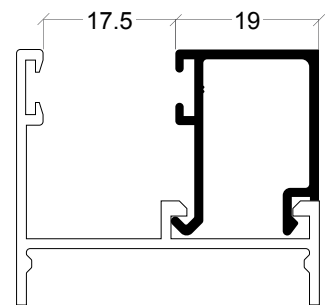
AX-36



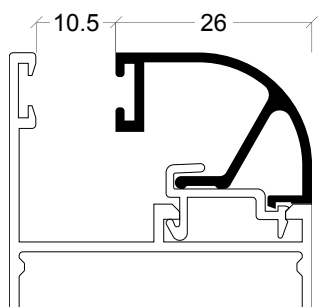
AX-30



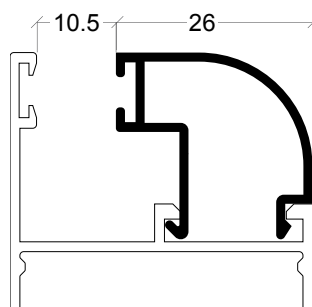
AZ-7



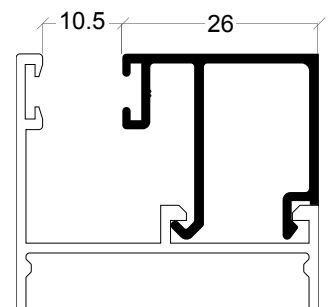
AX-35



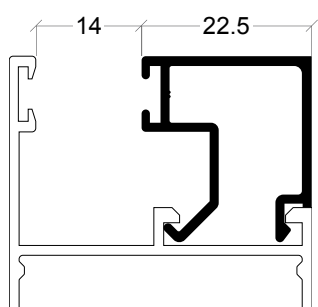
AX-29



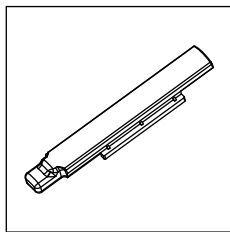
AZ-6



AX-31

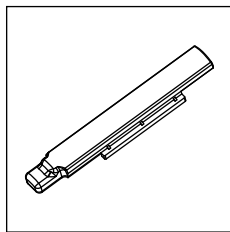


AX-78



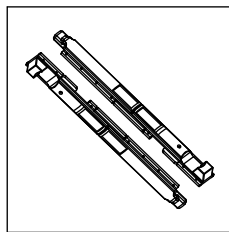
30 9 00 41

Terminal supérieur



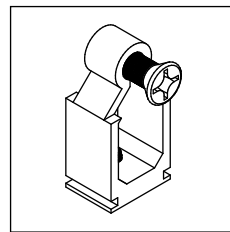
30 92 00 42

Terminal inférieur



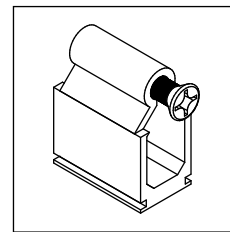
30 92 01 20

Serrure 2^{ème} vantail



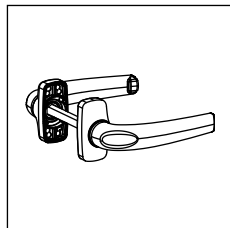
30 92 01 40

Union bouchon fenêtre



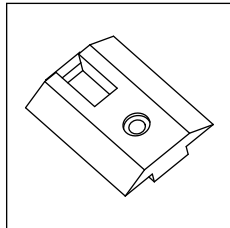
30 92 01 50

Union bouchon porte



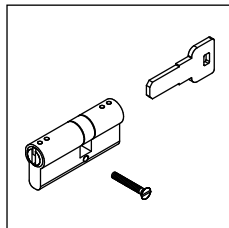
30 92 05 60/61

Double poignée blanc/
noir



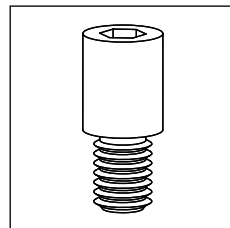
30 94 01 02

Complément de serrure



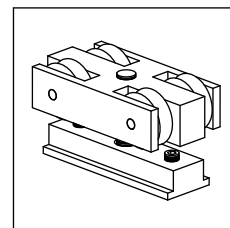
30 94 01 03

Cylindre 30x30



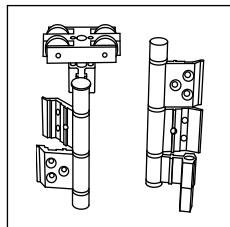
30 94 01 04

Jeux de vis
distanciateurs



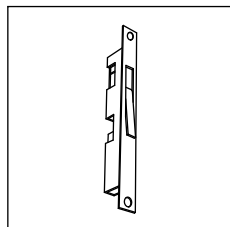
30 94 01 05

Roulements volets




30 94 01 06/14

Roulement et charnière
harmonium (blanc/noir)



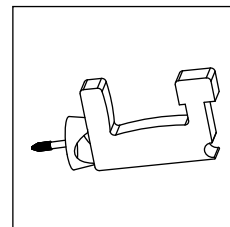
30 94 01 07/15

Serrure embed (blanc/
noir)



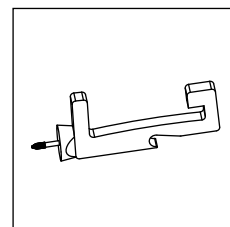
30 94 01 08/16

Fixateur (blanc/noir)



30 94 01 09/17

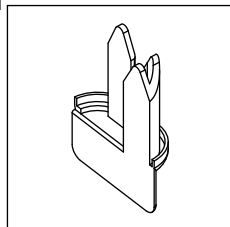
Fixateur de volet 2
vantaux (blanc/noir)



30 94 01 10/18

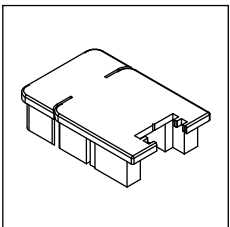
Fixateur volet 4 vantaux
(blanc/noir)

276



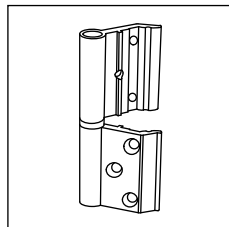
30 94 01 12/20

Jeux bouchons profil
battant (blanc/noir)



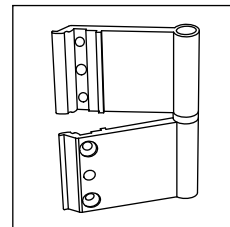
30 94 01 13/21

Capot Ouvrant (blanc/
noir)



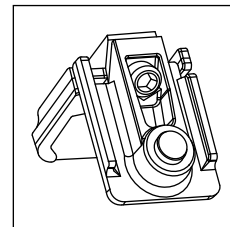
30 94 01 24/30

Charnière (blanc/noir)



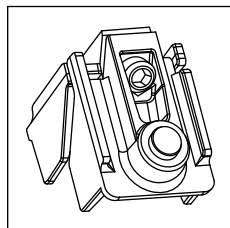
30 94 01 25/31

Charnière 4^{ème} vantail
(blanc/noir)



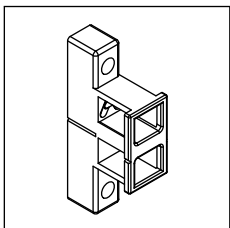
30 94 01 27

Equerre fenêtre



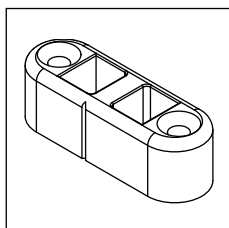
30 94 01 33

Equerre porte



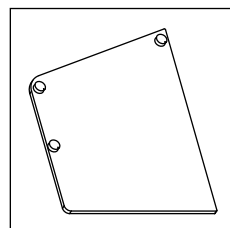
30 94 01 34

Serrure supérieur
coulissant



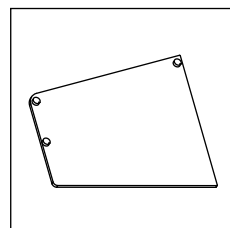
30 94 01 35

Serrure inférieur
coulissant



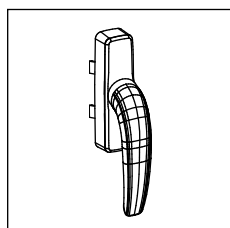
30 94 01 36

Capot latéral coulissant
54 mm



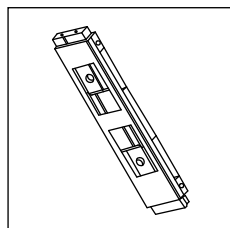
30 94 01 37

Capot latéral coulissant
87 mm



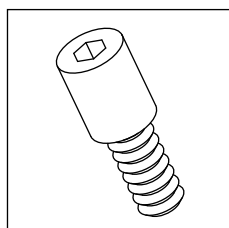
30 94 01 38/41

Poignée ouverture
extérieur blanc/noir



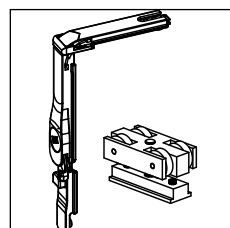
30 94 01 39

Kit fixation poignée
ouverture extérieur







30 94 01 40

Distanciateur ouverture
extérieur 14 mm

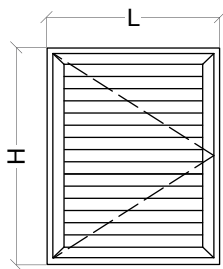


30 94 01 47

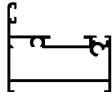


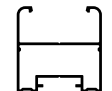


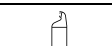





Ensemble de roulements
pour vantaux paires

Reference	Dessin	Description
30 93 01 40		Joint volets
30 94 01 46		Joint interior/extérieur
30 95 00 10		Pelouche 7x9 mm
30 95 00 30		Pelouche 7x7 mm

Fenêtre 1 vantail ouverture extérieur



Profils

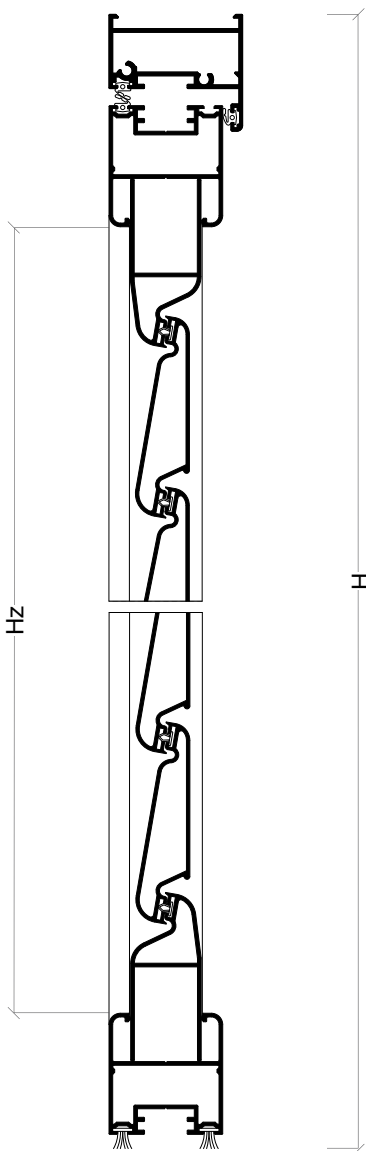
Dessin	Ref	Description	Coupé	Quant	Mesure
	XP-03	Dormant		1	L
				2	H
	XP-05	Ouvrant		2	L-64 mm
				2	H-37 mm
	XP-01	Demi-lame		2	L-173 mm
	Z-53	Lame		Selon hauteur	L-163 mm
	AX-19	Tringel		2	Apro. H/2 mm

Accessoires et Joints

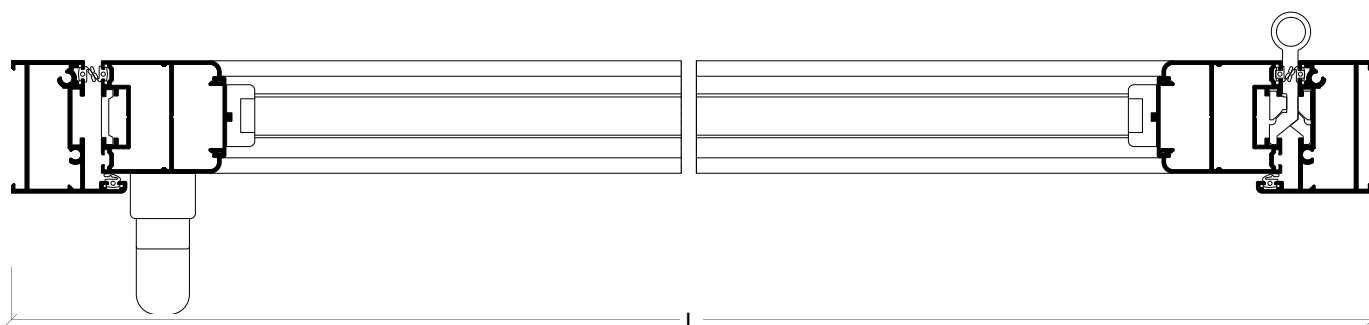
Reference	Description	Quantité
30 94 01 02	Complément serrure de volet	1
30 94 01 09	Fixateur de volet	1
30 94 01 24	Charnière blanc	2
30 94 01 27	Equerre fenêtre	6
30 92 00 41	Terminal de serrure	2
30 94 01 38	Poignée ouverture extérieur	1
30 94 01 39	Kit fixation poignée	1
30 94 01 40	Distanciateur 14 mm ouverture extérieur	2
---	Jeux Portelames (selon hauteur)	1
30 93 01 40	Joint Lames	N° Lames + 1L
30 94 01 46	Joint interior/extérieur	3L+6H
30 95 00 30	Pelouche 7x7 mm	2L

Portelames

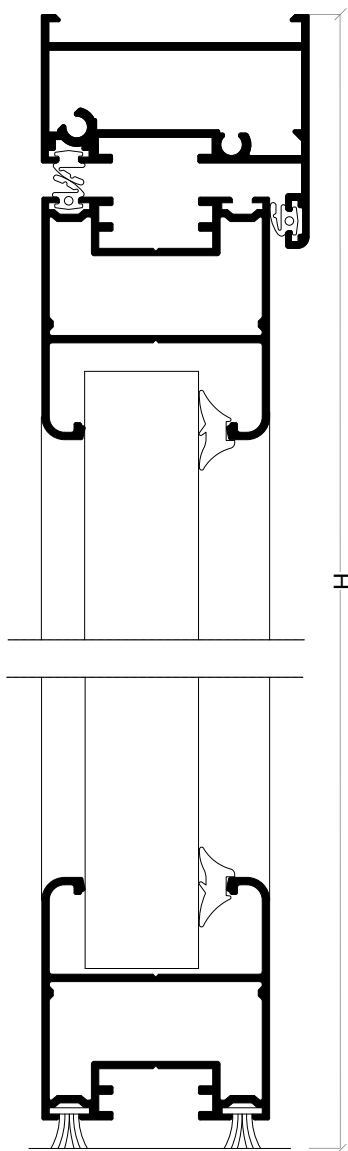
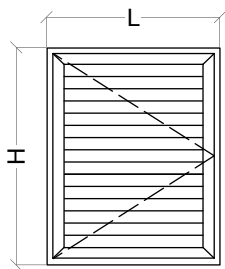
Hz = H-122 mm



278



Fenêtre 1 vantail ouverture extérieur - Lames fixes



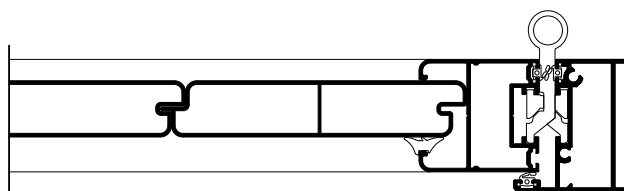
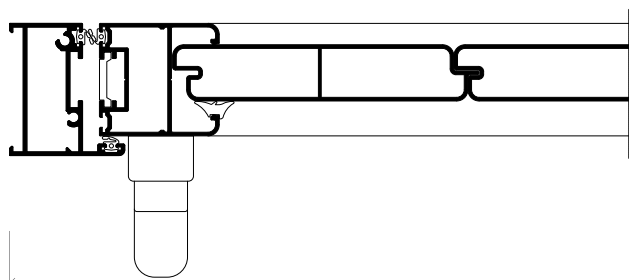
Profils

Dessin	Ref	Description	Coupé	Quant	Mesure
	XP-03	Dormant		1	L
				2	H
	XP-05	Ouvrant		2	L-64 mm
				2	H-37 mm
	W-25	Lame		Selon hauteur	H-93 mm
	AX-19	Tringel		2	Apro. H/2 mm

Accessoires et Joints

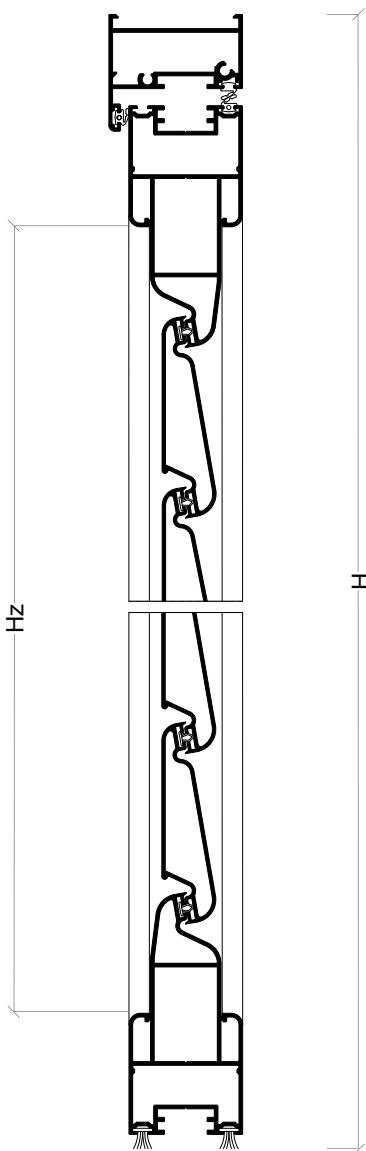
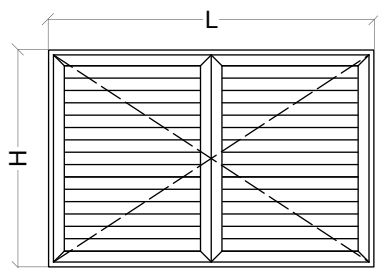
Reference	Description	Quantité
30 94 01 02	Complément serrure de volet	1
30 94 01 09	Fixateur de volet	1
30 94 01 24	Charnière blanc	2
30 94 01 27	Equerre fenêtre	6
30 92 00 40	Terminal de serrure	2
30 94 01 38	Poignée ouverture extérieur	1
30 94 01 39	Kit fixation poignée	1
30 94 01 40	Distanciateur 14 mm ouverture extérieur	2
30 94 01 46	Joint interior/extérieur	3L+6H
30 95 00 30	Pelouche 7x7 mm	2L
30 93 00 65	Joint de clavette	2L+2H

279

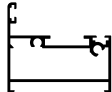


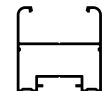


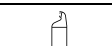



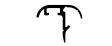





L

Fenêtre 2 vantaux ouverture extérieur



Profils

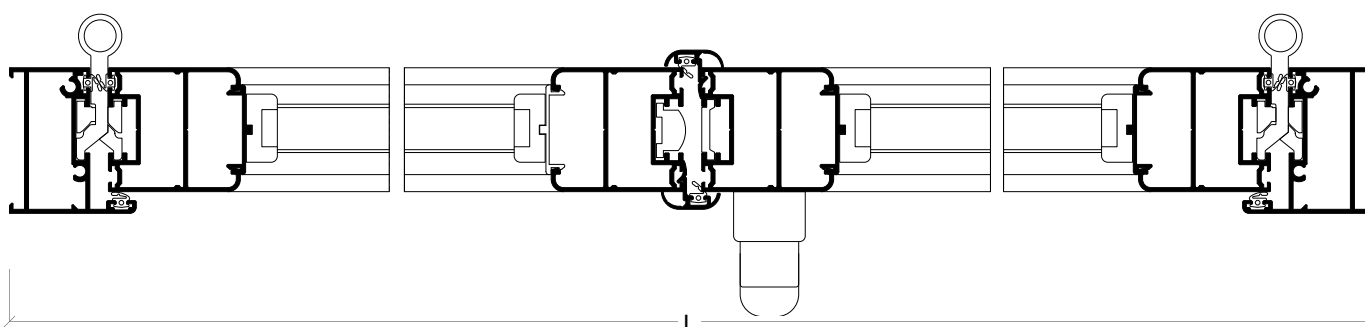
Dessin	Ref	Description	Coupé	Quant	Mesure
	XP-03	Dormant		1	L
				2	H
	XP-05	Ouvrant		4	L/2-35 mm
				4	H-37 mm
	XP-01	Demi-lame		4	L/2-144 mm
	Z-53	Lame		Selon hauteur	L/2-134 mm
	XP-04	Profil de battant		2	H-37 mm
	AX-19	Tringel		2	Apro. H/2 mm

Accessoires et Joints

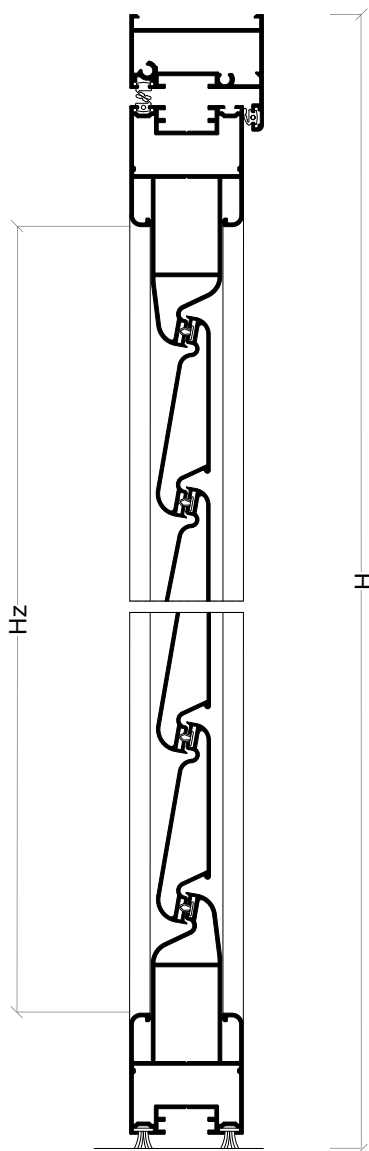
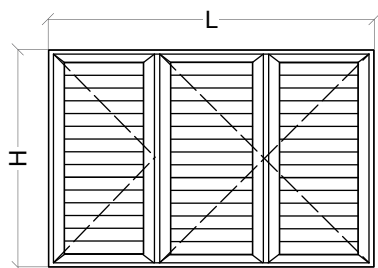
Reference	Description	Quantité
30 92 00 41	Terminal de serrure	2
30 94 01 02	Complément serrure de volet	2
30 92 01 20	Serrure 2 ^{ème} vantaux	2
30 94 01 09	Fixateur de volet	2
30 94 01 12	Jeux bouchons pour profil battant	2
30 94 01 24	Charnière	4
30 94 01 27	Equerre fenêtre	10
30 94 01 38	Poignée ouverture extérieur	1
30 94 01 39	Kit fixation poignée	1
30 94 01 40	Distanciateur 14 mm ouverture extérieur	2
---	Jeux Portelames (selon hauteur)	1
30 93 01 40	Joint Lames	N° Lames + 1 L/2
30 94 01 46	Joint interior/extérieur	2L+2L/2+8H
30 95 00 30	Pelouche 7x7 mm	4L/2

Portelames

Hz = H-122 mm



Fenêtre 3 vantaux ouverture extérieur



Profils

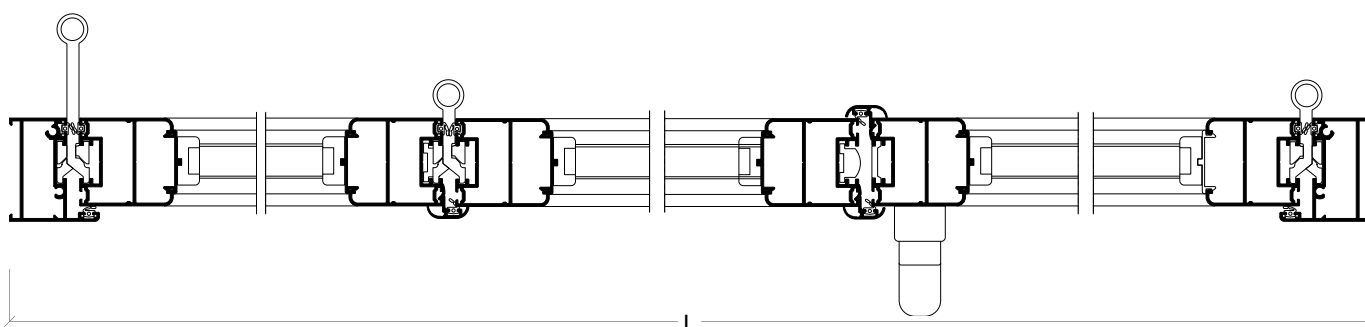
Dessin	Ref	Description	Coupé	Quant	Mesure
	XP-03	Dormant		1	L
				2	H
	XP-05	Ouvrant		4	Lat. = L/2-37 mm
				2	Cen. = L/3-42 mm
				6	H-37 mm
	XP-01	Demi-lame		4	Lat. = L/3-126 mm
				2	Cen. = L/3-151 mm
	Z-53	Lame		Selon hauteur	Lat. = L/3-116 mm
				Selon hauteur	Cen. = L/3-141 mm
	XP-04	Profil de battant		2	H-37 mm
	AX-19	Tringel		2	Apro. H/2 mm

Accessoires et Joints

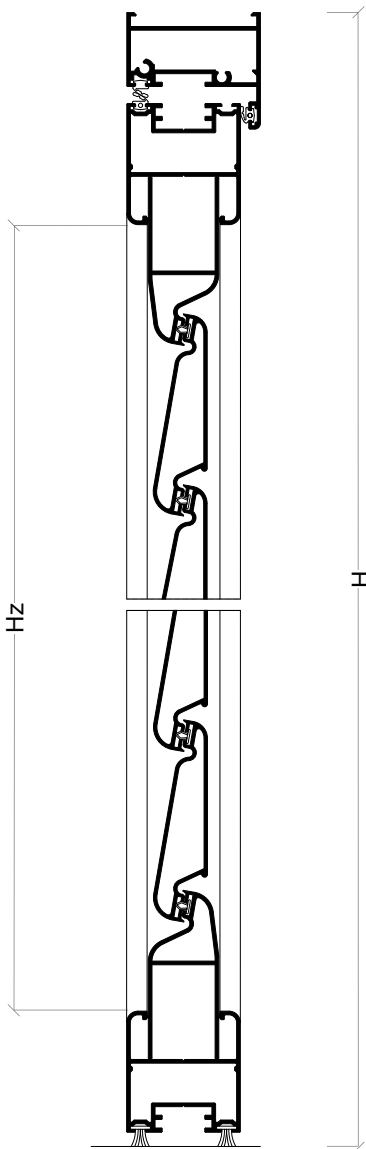
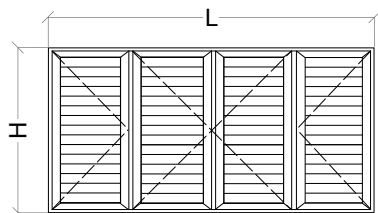
Reference	Description	Quantité
30 92 00 41	Terminal de serrure	2
30 94 01 02	Complément serrure de volet	3
30 92 01 20	Serrure 2 ^{ème} vantaux	4
30 94 01 09	Fixateur de volet (facultatif)	1
30 94 01 10	Fixateur de volet 3/4 vantaux (facultatif)	1
30 94 01 12	Jeux bouchons para profil battant	3
30 94 01 24	Charnière	4
30 94 01 25	Charnière 3 ^{ème} /4 ^{ème} vantail	2
30 94 01 27	Equerre fenêtre	14
30 94 01 38	Poignée ouverture extérieur	1
30 94 01 39	Kit fixation poignée	1
30 94 01 40	Distanciateur 14 mm ouverture extérieur	2
---	Jeux Portelames (selon hauteur)	3
30 93 01 40	Joint Lames	N° Lames + 1 L/3
30 94 01 46	Joint interior/extérieur	2L+3L/3+11H
30 95 00 30	Pelouche 7x7 mm	6L/2

Portelames

Hz = H-122 mm



Fenêtre 4 vantaux ouverture extérieur



Profils

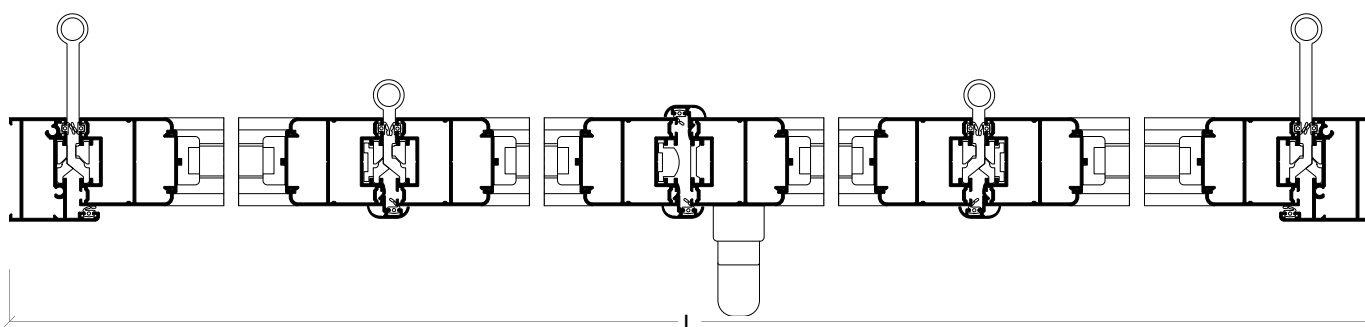
Dessin	Ref	Description	Coupé	Quant	Mesure
	XP-03	Dormant		1	L
				2	H
	XP-05	Ouvrant		4	Lat. = L/4-8 mm
				4	Cen. = L/4-33 mm
				8	H-37 mm
	XP-01	Demi-lame		4	Lat. = L/4-117 mm
				4	Cen. = L/4-132 mm
	Z-53	Lame		Selon hauteur	Lat. = L/4-107 mm
				Selon hauteur	Cen. = L/4-132 mm
	XP-04	Profil de battant		4	H-37 mm
	AX-19	Tringel		2	Apro. H/2 mm

Accessoires et Joints

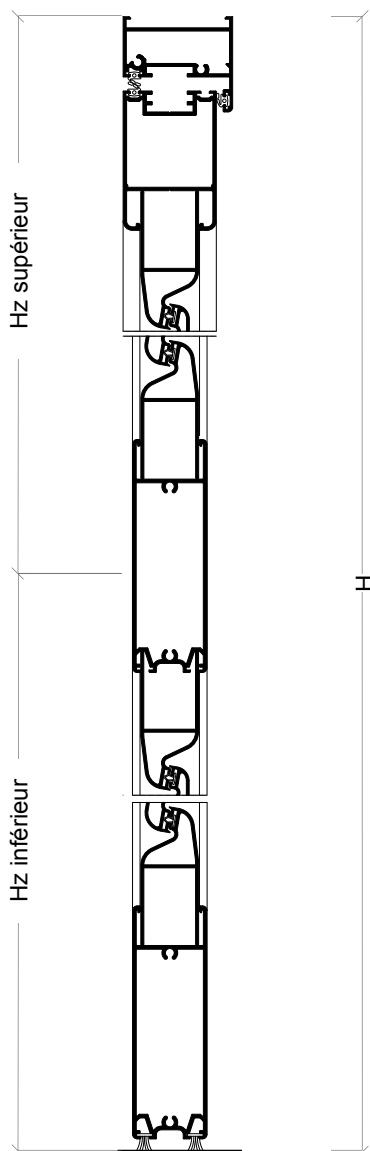
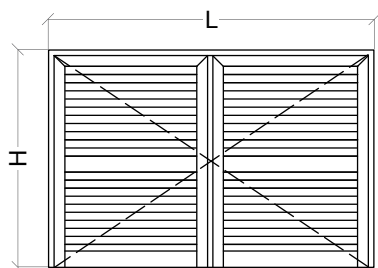
Reference	Description	Quantité
30 92 00 41	Terminal de serrure	2
30 94 01 02	Complément serrure de volet	4
30 92 01 20	Serrure 2 ^{ème} vantaux	6
30 94 01 09	Fixateur de volet (facultatif)	2
30 94 01 10	Fixateur de volet 3 ^{ème} /4 ^{ème} vantaux (facultatif)	2
30 94 01 12	Jeux bouchons pour profil battant	4
30 94 01 24	Charnière	4
30 94 01 25	Charnière 3 ^{ème} /4 ^{ème} vantaux	4
30 94 01 27	Equerre fenêtre	18
30 94 01 38	Poignée ouverture extérieur	1
30 94 01 39	Kit fixation poignée	1
30 94 01 40	Distanciateur 14 mm ouverture extérieur	2
---	Jeux Portelames (selon hauteur)	4
30 93 01 40	Joint Lames	N° Lames + 1 L/4
30 94 01 46	Joint interior/extérieur	2L+4L/4+14H
30 95 00 30	Pelouche 7x7 mm	8L/4

Portelames

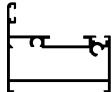


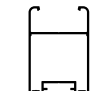


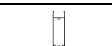









H _Z = H-122 mm



Porte 2 vantaux ouverture extérieur



Profils

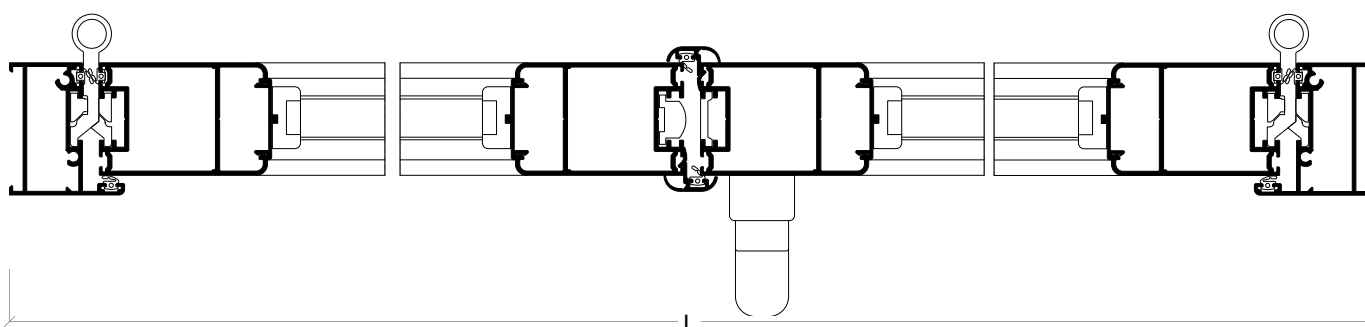
Dessin	Ref	Description	Coupé	Quant	Mesure
	XP-03	Dormant		1	L
				2	H
	XP-18	Ouvrant de porte		2	L/2-35 mm
				4	H-37 mm
	XP-16	Coussin 100 mm		4	L/2-154 mm
	XP-01	Demi-lame		8	L/2-178 mm
	Z-53	Lame		Selon hauteur	L/2-168 mm
	XP-04	Profil de battant		2	H-37 mm
	AX-19	Tringel		2	Apro. H/2 mm

Accessoires et Joints

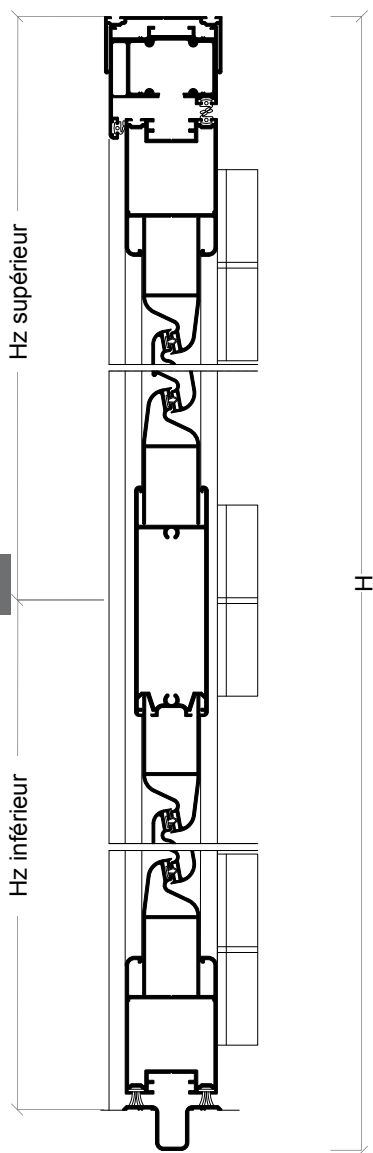
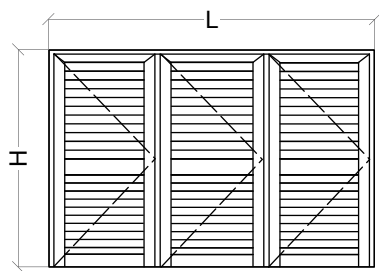
Reference	Description	Quantité
30 94 01 38	Poignée ouverture extérieur	1
30 94 01 02	Complément serrure de volet	2
30 94 01 39	Kit fixation poignée	1
30 94 01 12	Jeux bouchons pour profil battant	2
30 94 01 13	Capot de vantail	4
30 94 01 24	Charnière	8
30 94 01 27	Equerre fenêtre	2
30 94 01 33	Equerre porte	4
30 92 02 40	Serrure 2 ^{ème} vantail	6
30 94 01 40	Distanciateur 14 mm ouverture extérieur	2
30 92 05 60	Double poignée	1
---	Jeux Portelames (selon Hz supérieur)	2
---	Jeux Portelames (selon Hv inférieur)	2
30 93 01 40	Joint Lames	N° Lames + 2 L/2
30 94 01 46	Joint interior/extérieur	2L+2L/2+8H
30 95 00 30	Pelouche 7x7 mm	4L/2

Portelames

Hz supérieur = H1-148 mm
Hv inférieur = H2-161 mm



Porte 3 vantaux harmonium ouverture extérieure



284

Profils

Dessin	Ref	Description	Coupé	Quant	Mesure
	XP-20	Distanciateur dormant		1	L
	XP-21	Dormant coulissant		1	L
	XP-03	Dormant		2	H-31 mm
	XP-18	Ouvrant		6	L/3-25 mm
				6	H-47 mm
	XP-16	Coussin 100 mm		3	L/3-145 mm
	XP-01	Demi-lame		12	L/3-168 mm
	Z-53	Lame		Selon hauteur	L/3-158 mm
	XP-23	Guide d'embed coulissant		1	L
	AX-19	Tringel		2	Apro. H

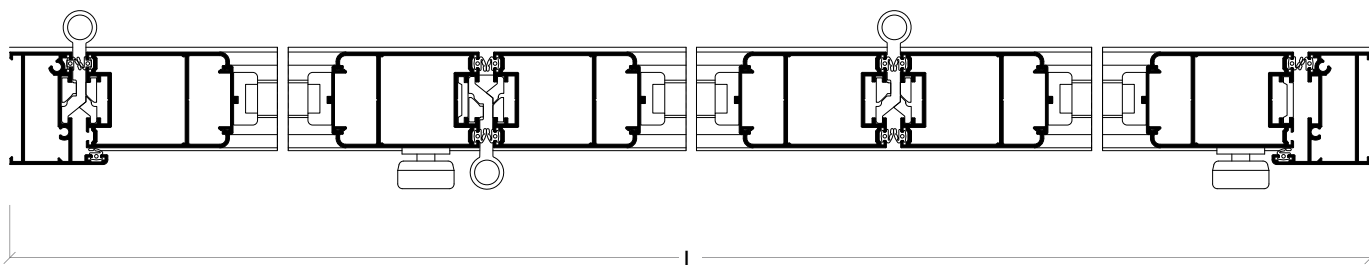
Dimensions maximales: 800x2500 mm par vantail
Poids maximum: 40 Kg par vantail

Accessoires et Joints

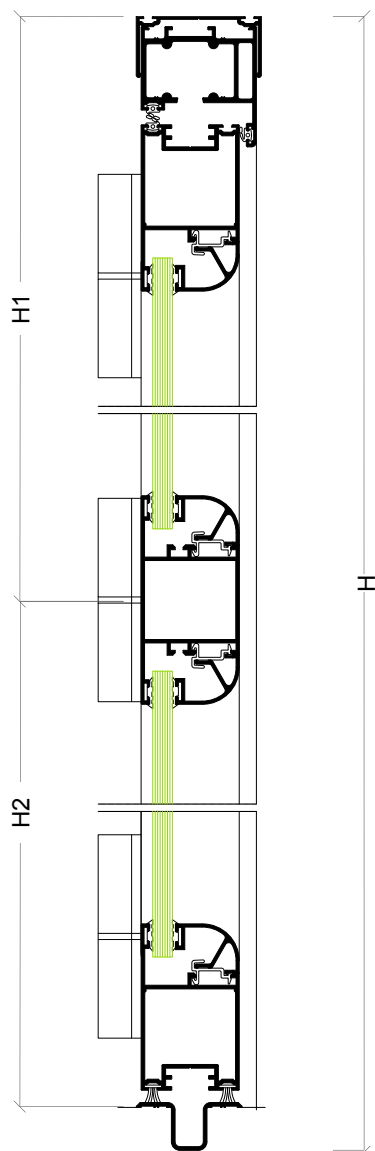
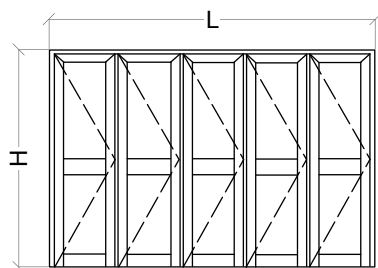
Reference	Description	Quantité
30 94 01 04	Jeux de vis distanciateurs	2
30 94 01 07	Serrure embed volet	2
30 94 01 08	Fixateur	1
30 94 01 06	Roulements/charnières harmonium	1
30 94 01 24	Charnière	8
30 94 01 33	Equerre porte	12
30 92 00 41	Terminal serrure	2
30 92 00 42	Terminal serrure inférieur	2
---	Jeux Portelames (selon Hz supérieur)	3
---	Jeux Portelames (selon Hz inférieur)	3
30 93 01 40	Joint Lames	N° Lames + 2 L/3
30 94 01 46	Joint interior/extérieur	2L+3L/3+14H
30 95 00 30	Pelouche 7x7 mm	6L/3

Portelames

Hz supérieur = H1-156 mm
Hz inférieur = H2-123 mm



Porte 5 vantaux harmonium ouverture extérieur avec verre



Profils

Dessin	Ref	Description	Coupé	Quant	Mesure
	XP-20	Distanciateur dormant		1	L
	XP-21	Dormant coulissant		1	L
	XP-03	Dormant		2	H-31 mm
	XP-22	Ouvrant		10	L/5-18 mm
				10	H-47 mm
	AZ-09	Traverse		5	L/5-103 mm
	AZ-06	Parclose arrondi		10	H1-100 mm
				10	H2-67 mm
	AX-29	Parclose arrondi		20	L/5-113 mm
	AX-33	Ressort parclose		A chaque 300 mm	80 mm
	XP-23	Guide d'embed coulissant		1	L
	AX-19	Tringel		2	Apro. H

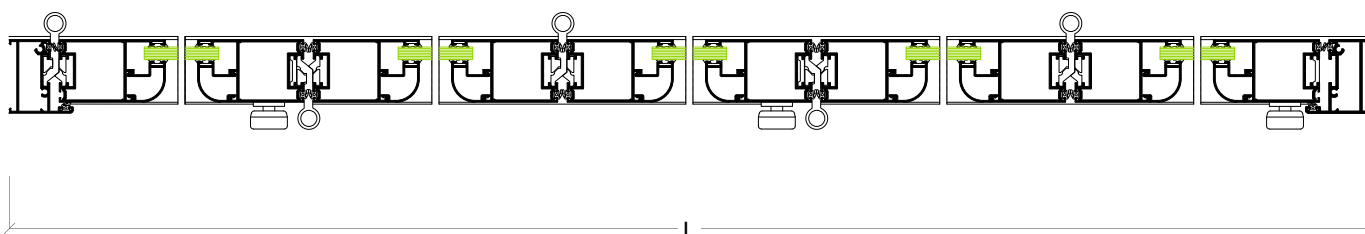
Dimensions maximales: 800x2500 mm par vantail
Poids maximum: 40 Kg par vantail

Accessoires et Joints

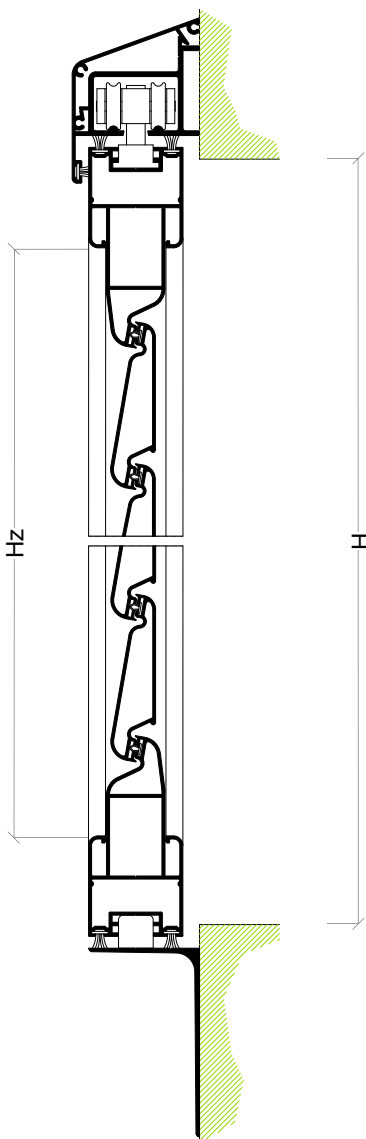
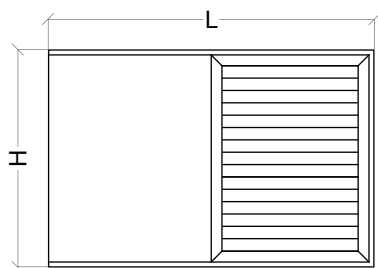
Reference	Description	Quantité
30 94 01 04	Jeux de vis distanciateures	3
30 94 01 07	Serrure embed volet	3
30 94 01 08	Fixateur	3
30 94 01 06	Roulements/charnières harmonium	2
30 94 01 24	Charnière	11
30 94 01 33	Equerre porte	20
30 92 00 41	Terminal serrure	3
30 92 00 42	Terminal serrure inférieur	3
30 92 01 50	Union bouchon porte	10
30 94 01 46	Joint interior/extérieur	2L+5L/5+22H
30 95 00 30	Pelouche 7x7 mm	10L/5
---	Joint extérieur verre	4L+10H
---	Joint interior verre	4L+10H

Verres

L/5-126 mm	H1-123 mm
L/5-126 mm	H2-90 mm



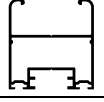
















Fenêtre 1 vantail coulissant



286

Profils

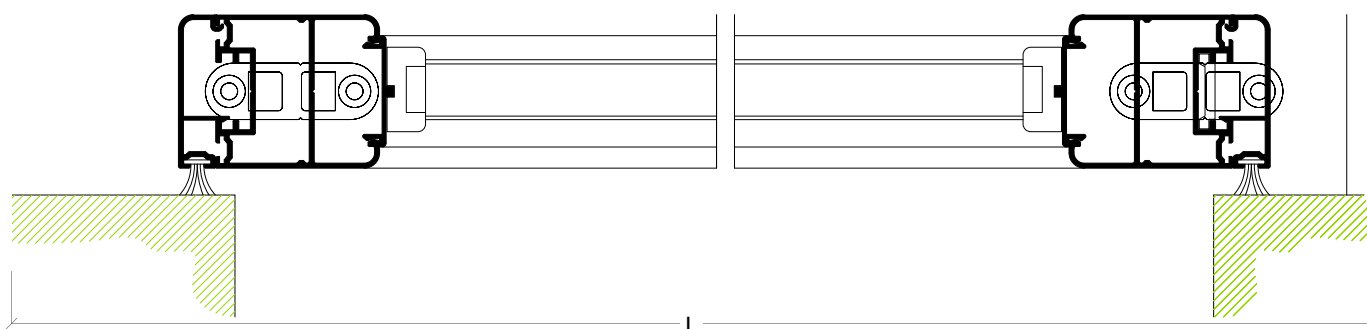
Dessin	Ref	Description	Coupé	Quant	Mesure
	XP-07	Guide supérieur coulissant		1	2L+59 mm
	XP-05	Ouvrant		2	L+10 mm
				2	L+10 mm
	XP-01	Demi-lame		2	L-99 mm
	Z-53	Lame		Selon hauteur	L-89 mm
	AX-19	Tringel		2	Apro. H/2 mm
	XP-06	Capot guide supérieur coulissant		1	2L+59 mm
	XP-08	Capot latéral coulissant		2	H+10 mm
	XP-15	Guide inférieur coulissant		1	2L+59 mm

Accessoires et Joints

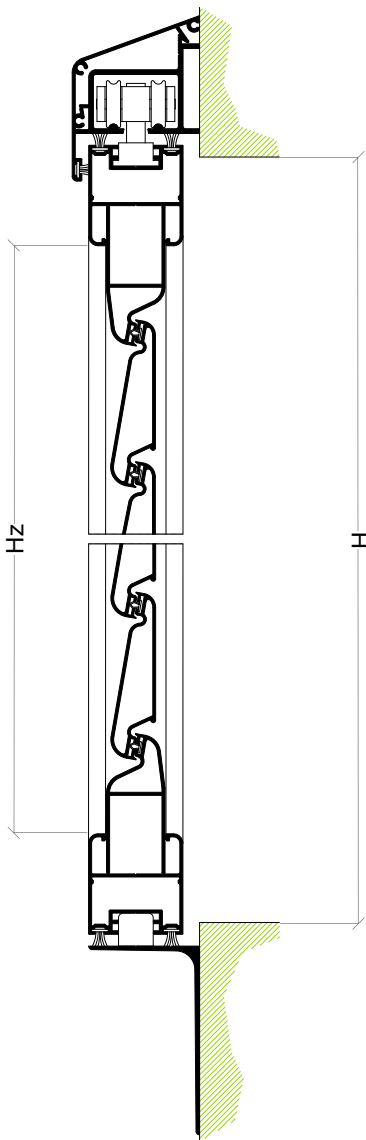
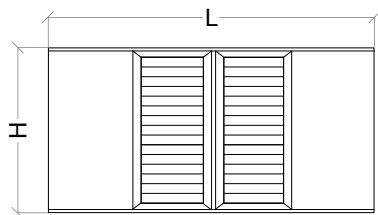
Reference	Description	Quantité
30 94 01 04	Jeux de vis distanciateures	1
30 94 01 05	Roulements volets	2
30 94 01 07	Serrure embed volet	1
30 94 01 27	Equerre fenêtre	4
30 94 01 34	Serrure supérieur coulissant	2
30 94 01 35	Serrure inférieur coulissant	2
30 94 01 36	Capot latéral	2
30 92 00 41	Terminal serrure	2
---	Jeux Portelames (selon hauteur)	1
30 93 01 40	Joint Lames	N° Lames + 1 L
30 95 00 10	Pelouche 7x9 mm	4L+2H+12L

Portelames

Hz = H-75 mm



Fenêtre 2 vantaux coulissant



Profils

Dessin	Ref	Description	Coupé	Quant	Mesure
	XP-07	Guide supérieur coulissant		1	2L+19 mm
	XP-05	Ouvrant		4	L/2 mm
				4	H+10 mm
	XP-01	Demi-lame		4	L/2-109 mm
	Z-53	Lame		Selon hauteur	L/2-99 mm
	AX-19	Tringel		2	Apro. H/2 mm
	XP-06	Capot guide supérieur coulissant		1	2L+19 mm
	XP-08	Capot latéral coulissant		2	H+10 mm
	XP-15	Guide inférieur coulissant		1	2L+19 mm
	XP-17	Profil de battant		2	H-7 mm

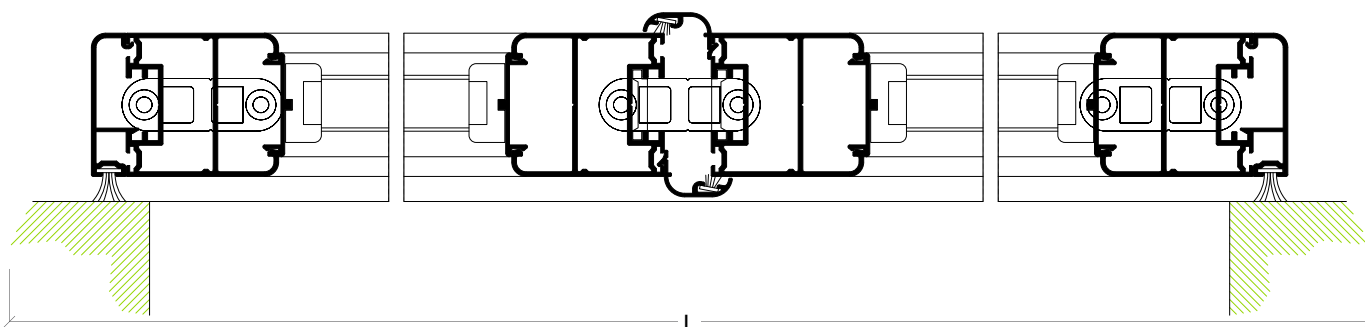
Accessoires et Joints

Reference	Description	Quantité
30 94 01 04	Jeux de vis distanciateures	2
30 94 01 05	Roulements volets	4
30 94 01 07	Serrure embed volet	2
30 94 01 12	Jeux bouchons pour profil battant	2
30 94 01 27	Equerre fenêtre	8
30 94 01 34	Serrure supérieur coulissant	3
30 94 01 35	Serrure inférieur coulissant	3
30 94 01 36	Capot latéral	2
30 92 00 41	Terminal serrure	4
---	Jeux Portelames (selon hauteur)	2
30 93 01 40	Joint Lames	N° Lames + L/2
30 95 00 10	Pelouche 7x9 mm	8L/2+4H+12L

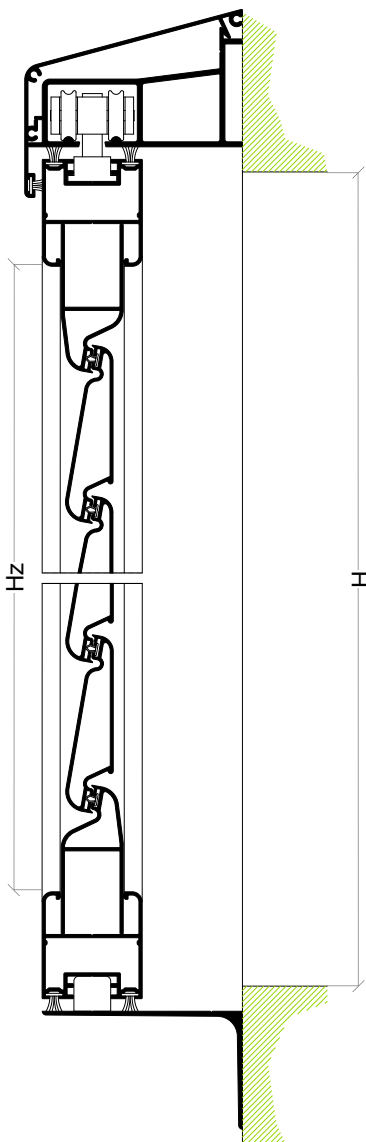
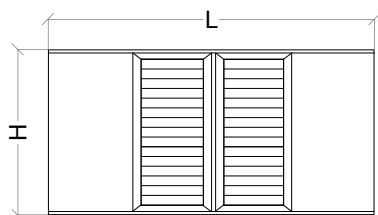
287

Portelames




















Hz = H-75 mm



Fenêtre 2 vantaux coulissant avancé



Profils

Dessin	Ref	Description	Coupé	Quant	Mesure
	XP-13	Guide supérieur coulissant larga		1	2L+19 mm
	XP-05	Ouvrant de fenêtre		4	L/2 mm
				4	H+10 mm
	XP-01	Demi-lame		4	L/2-109 mm
	Z-53	Lame		Selon hauteur	L/2-99 mm
	AX-19	Tringel		2	Apro. H/2 mm
	XP-12	Capot guide supérieur coulissant		2	2L+19 mm
	XP-14	Capot latéral coulissant		2	H+10 mm
	XP-15	Guide inférieur coulissant		1	2L+19 mm
	XP-17	Profil de battant		2	H-7 mm

Accessoires et Joints

Reference	Description	Quantité
30 94 01 04	Jeux de vis distanciateures	2
30 94 01 05	Roulements volets	4
30 94 01 07	Serrure embed volet	2
30 94 01 12	Jeux bouchons pour profil battant	2
30 94 01 27	Equerre fenêtre	8
30 94 01 34	Serrure supérieur coulissant	3
30 94 01 35	Serrure inférieur coulissant	3
30 94 01 36	Capot latéral	2
30 92 00 41	Terminal serrure	4
---	Jeux Portelames (selon hauteur)	2
30 93 01 40	Joint Lames	N° Lames + L/2
30 95 00 10	Pelouche 7x9 mm	8L/2+4H+12L

Portelames

Hz = H-75 mm

