



FX

**SISTEMAS
DE FACHADA**



anicolor
Sistemas de Aluminio

SISTEMA DE FACHADA FX

CARACTERÍSTICAS DO SISTEMA

FX é um sistema de fachadas minimalista de última geração composto por um conjunto de perfis e de acessórios com uma secção visível no interior e exterior de 45mm permitindo a execução de diversas estruturas de acordo com as as mais recentes tendências arquitetónicas, sempre com a maior fiabilidade e desempenho.

O sistema FX possibilita a execução de 5 versões estruturais:

- FX Muro Invertido
- FX Tampa Elíptica
- FX Semi-Estrutural
- FX Estrutural
- FX Intercalar

PERFIS DE ALUMÍNIO

Os perfis de alumínio são extrudidos na liga de alumínio 6060 para arquitetura de acordo com norma NP EN 12020-02. Perfis com rotura térmica obtida por inserção de varetas isolantes de poliamida reforçadas com 25% de fibra de vidro.

ESTRUTURA

Montantes e travessas de 45mm com várias envergaduras desde 15mm até 250mm para responder às inércias de dimensionamento de cada projeto. Ligação montante/travessa através de uniões com corte recto dos perfis sem mecanização. Os montantes e travessas apresentam canais de drenagem e ventilação que garantem juntamente com um sistema de juntas em EPDM, uma excelente estanquidade e permeabilidade. Os montantes são fixados à estrutura principal através de peças dimensionadas para o efeito. Possibilidade de travessas oblíquas até 45°.

SISTEMA MURO CORTINA FX

CARACTERÍSTICAS DEL SISTEMA

FX es un sistema de muro cortina minimalista de ultima generación compuesto por un conjunto de perfiles y de acesorios con una sección visible en el interior y exterior de 45mm que permite la ejecución de diversas estructuras de acuerdo con las mas recientes tendencias arquitectónicas, siempre con la major fiabilidad y desempeño.

El sistema FX tiene la posibilidad de ejecución en 5 versiones estructurales:

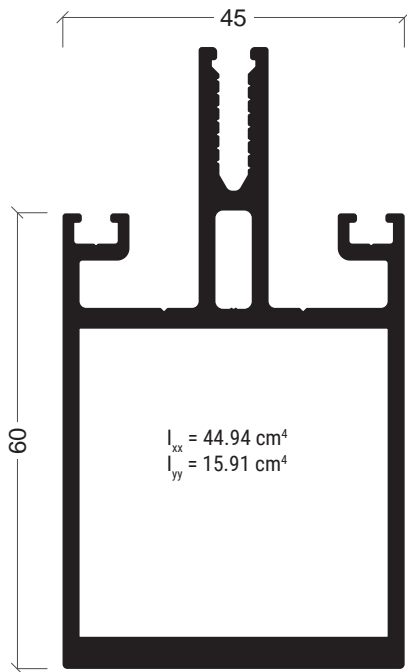
- FX Muro Invertido
- FX Tampa Elíptica
- FX Semi-Estructural
- FX Estrutural
- FX Intercalar

PERFILES DE ALUMÍNIO

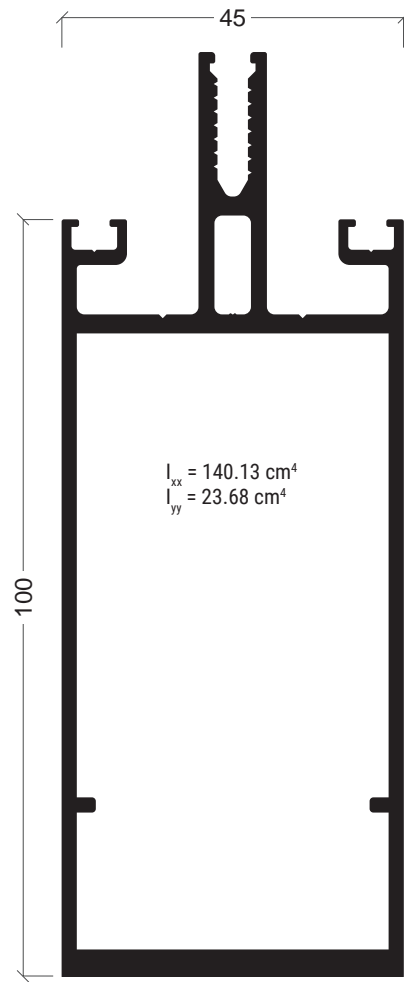
Los perfiles de aluminio son extrudidos en la liga de aluminio 6060 para arquitectura de acuerdo con norma NP EN 12020-02. Perfiles con puente térmico obtenida por inserción de varillas aislantes de poliamida reforzadas con 25% de fibra de vidrio.

ESTRUCTURA

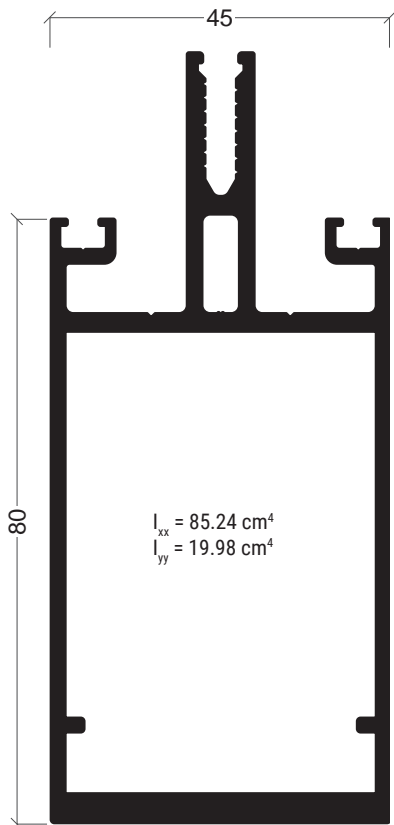
Montantes e travesaños de 45mm con varias envergaduras desde 15mm hasta 250mm para corresponder a las inércias de dimensionamento de cada proyecto. Ligación montante/travesaño a través de uniones con corte recto de los perfiles sin mecanización. Los montantes y travesaños presentan canales de drenaje y ventilación que garantizan juntamente con un sistema de juntas em EPDM, una excelente estanquidad y permeabilidad. Los montantes son fixados a la estructura principal a través de piezas dimensionadas para lo efecto. Posibilidad de travesaños obliquas hasta 45°.



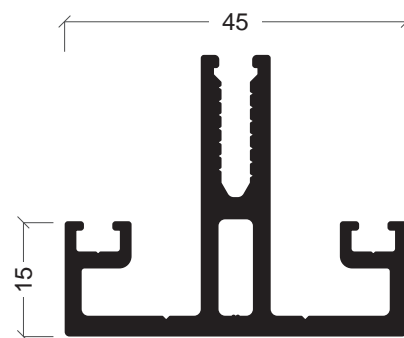
FX-14
Montante/Travessa 60 mm
Montante/Travesaño 60mm



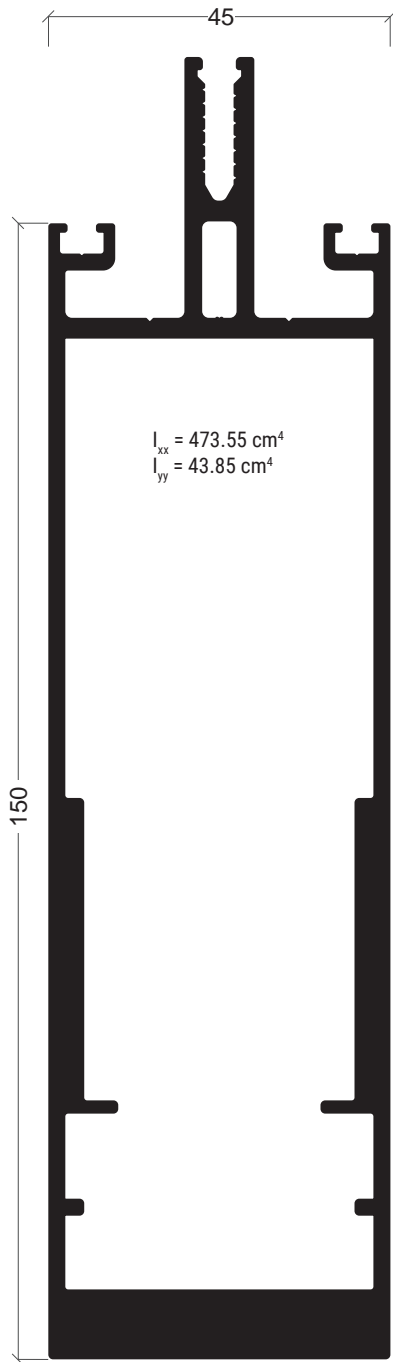
FX-12
Montante/Travessa 100mm
Montante/Travesaño 100mm



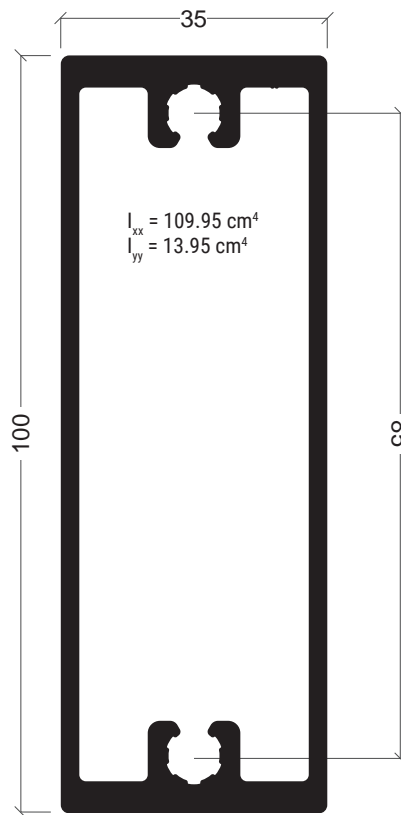
FX-10
Montante/Travessa 80 mm
Montante/Travesaño 80mm



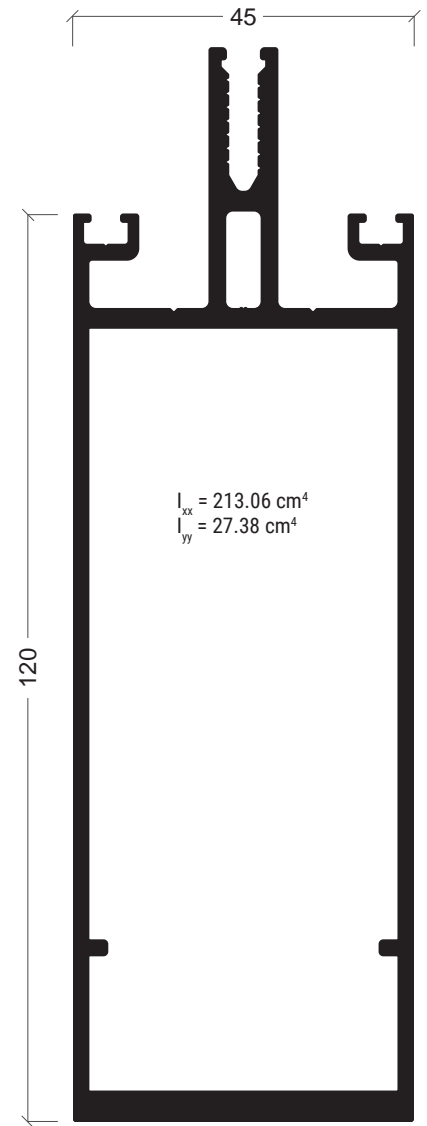
FX-86
Montante/Travessa
Montante/Travesaño



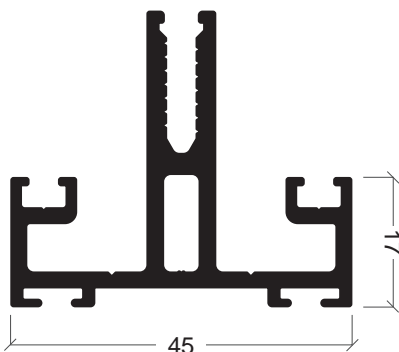
FX-11
Montante/Travessa 150 mm
Montante/Travesaño 150mm



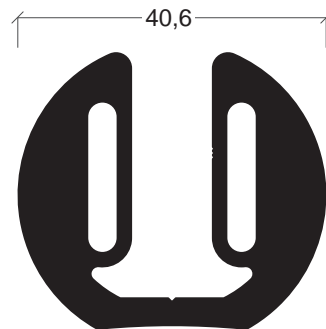
FX-20
União de Montantes ou reforço
Unión de Rigidizador o refuerzo



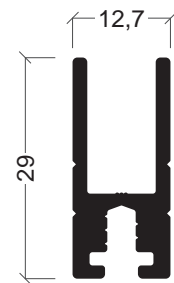
FX-13
Montante/Travessa 120 mm
Montante/Travesaño 120mm




FX-87
Montante/Travessa
Montante/Travesaño



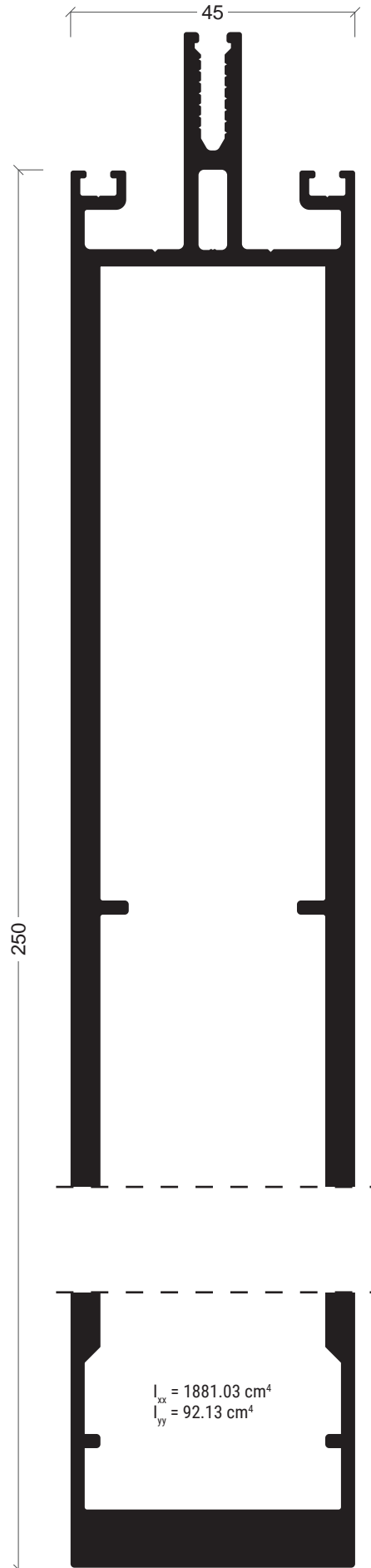
FX-69
Topo de Fixação
Topo Fijación



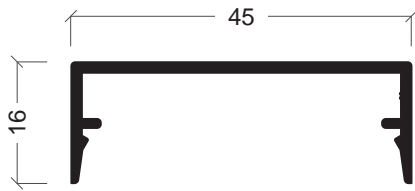
FX-07
Prolongador
Extensor



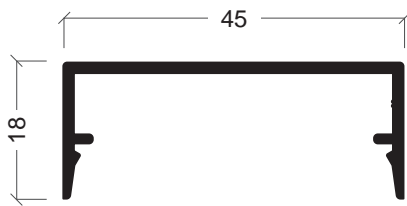
FX-70
Montante/Travessa 200mm
Montante/Travesaño 200mm



FX-34
Montante/Travessa 250mm
Montante/Travesaño 250mm



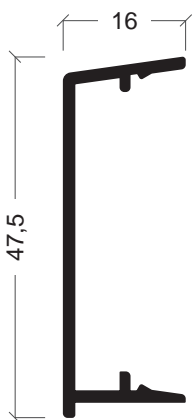
FX-08
Tampa Horizontal
Tapa Horizontal



FX-09
Tampa Vertical
Tapa Vertical



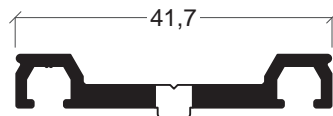
FX-35
Contra Tampa
Contra Tapa



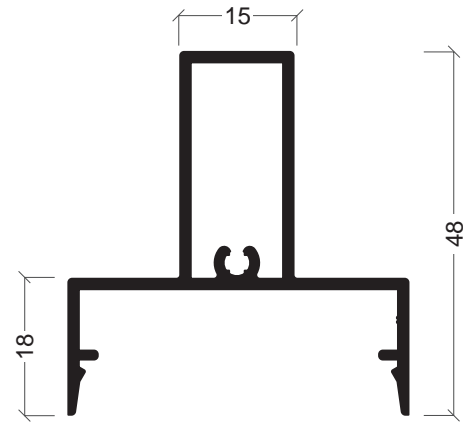
FX-39
Tampa Horizontal
Tapa Horizontal



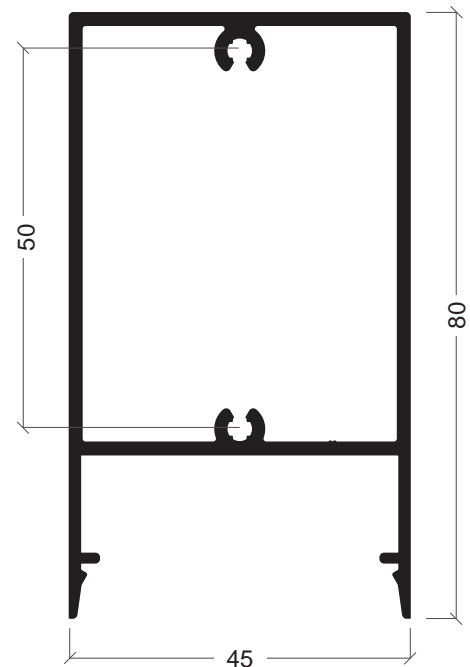
FX-35/T
Contra Tampa horizontal mecanizada
Contra Tapa horizontal mecanizada



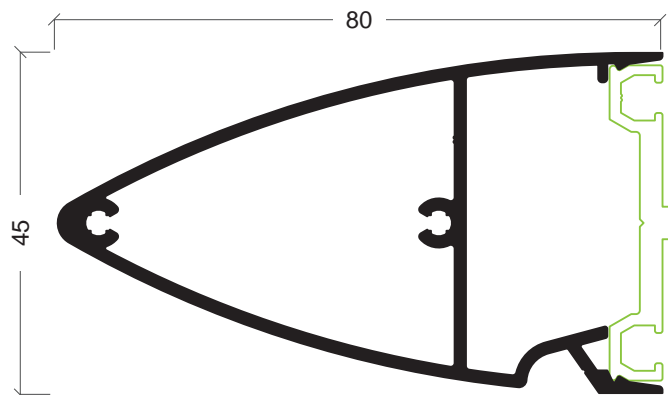
FX-35/M
Contra Tampa vertical mecanizada
Contra Tapa vertical mecanizada



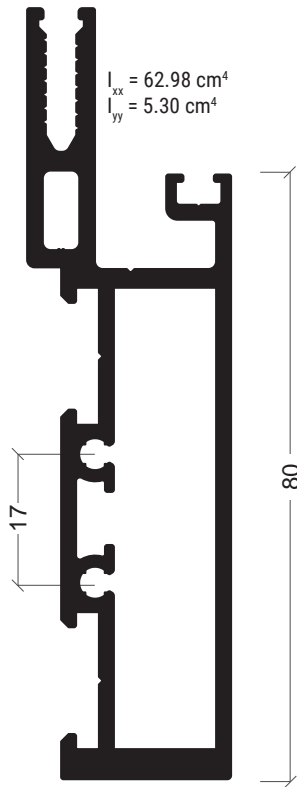
FX-21
Tampa Vertical
Tapa Vertical



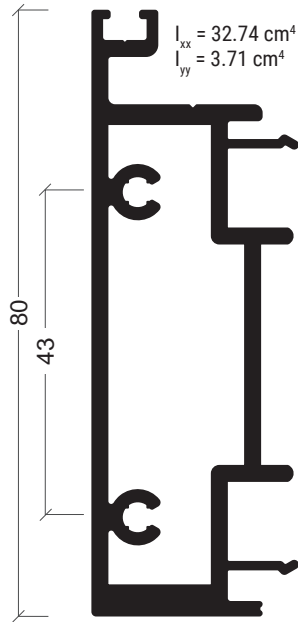
FX-29
Tampa Vertical
Tapa Vertical



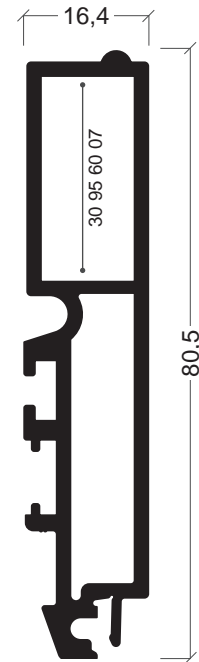
FX-72
Tampa Elíptica
Tapa Elíptica



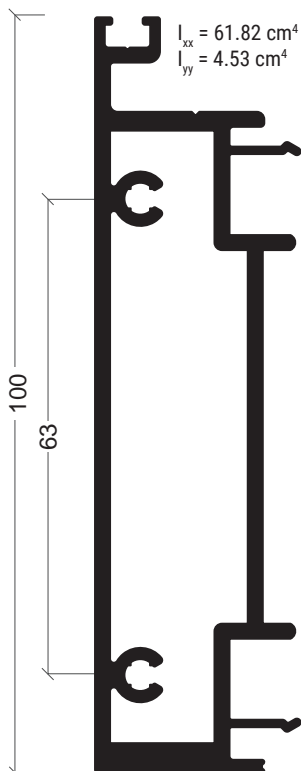
FX-73
Montante/Travessa 80mm
Montante/Travesaño 80mm



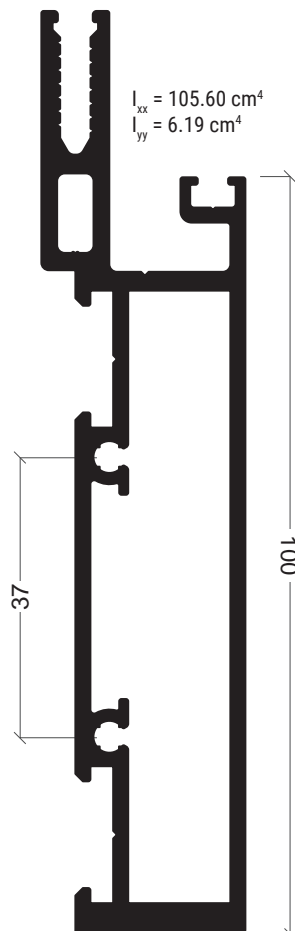
FX-74
Montante 80mm
Montante 80mm



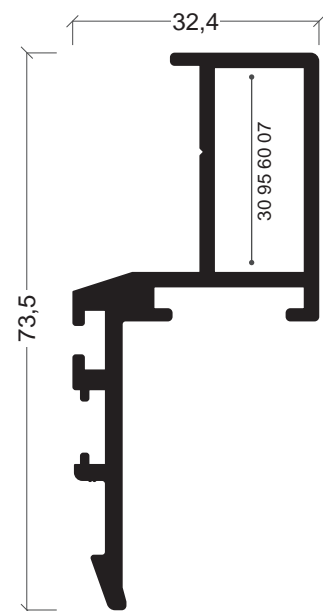
FX-15
Remate Lateral Estrutural
Complemento Estrutural



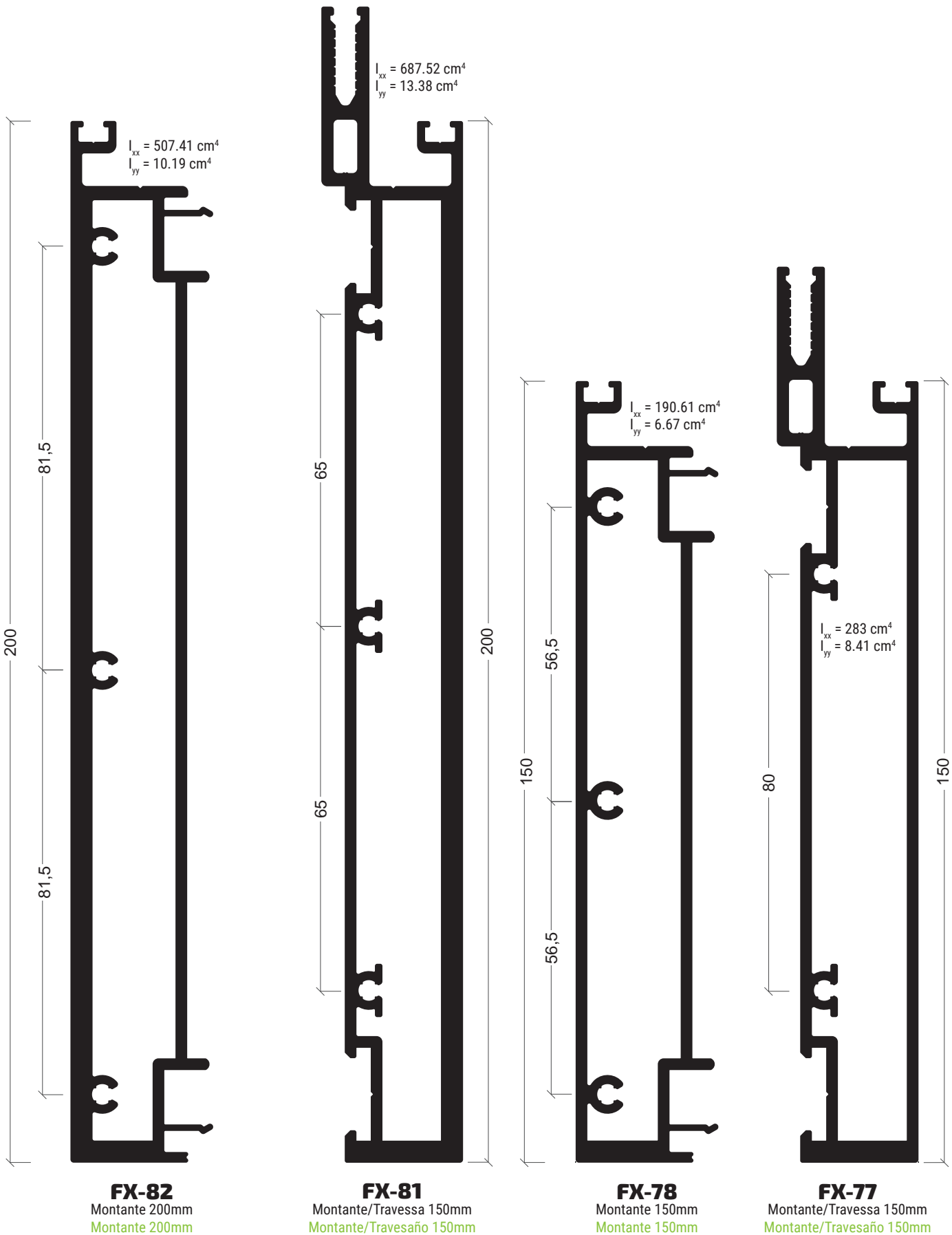
FX-84
Montante 100mm
Montante 100mm

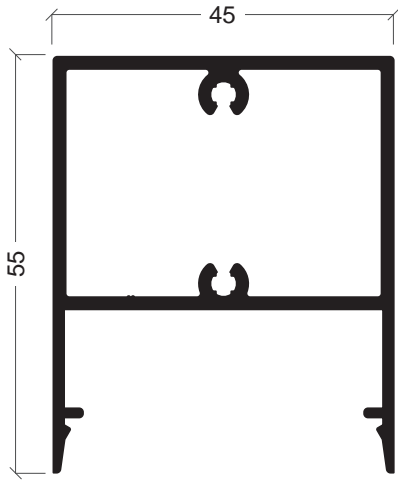


FX-83
Montante/Travessa 100mm
Montante/Travesaño 100mm

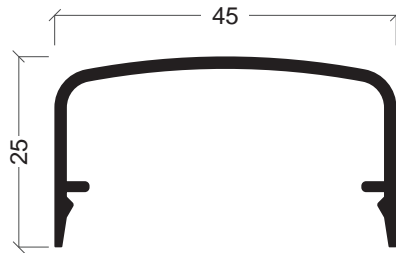


FX-06
Aro Móvel Estrutural
Hoja Estrutural

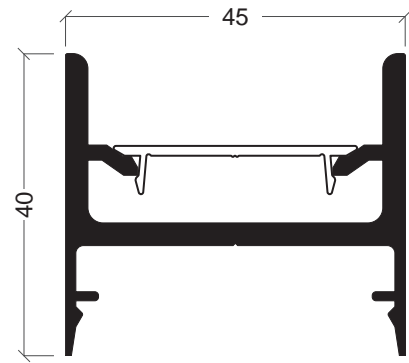




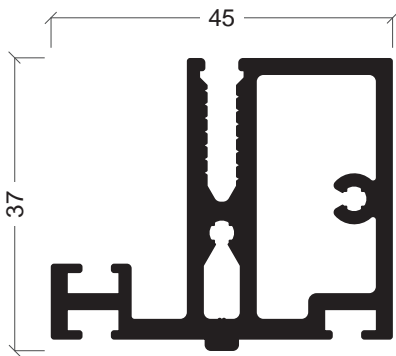
FX-41
Tampa Vertical/Horizontal
Tapa Vertical/Horizontal



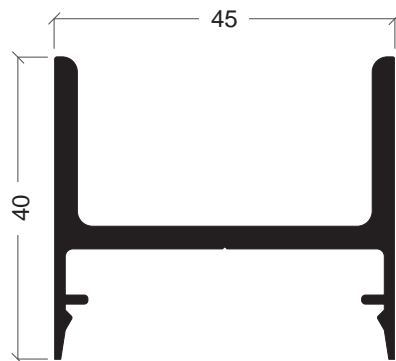
FX-33
Tampa Vertical
Tapa Vertical



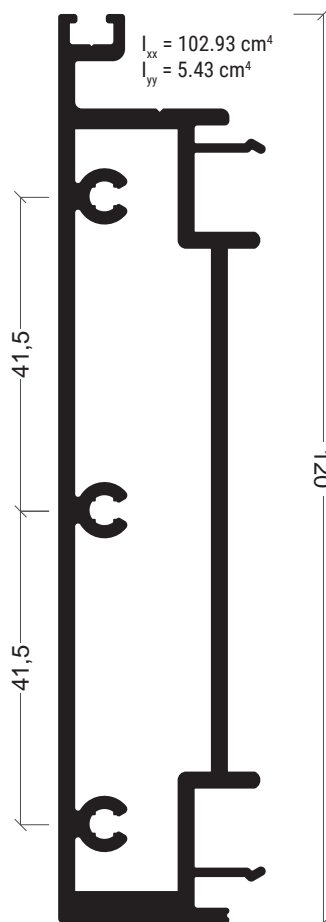
FX-37
Tampa Vertical
Tapa Vertical



FX-40
Guarda Julieta
Guarda Julieta



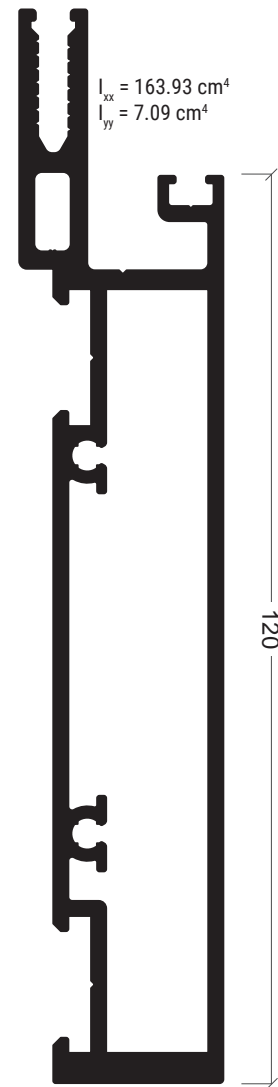
FX-36
Tampa Vertical
Tapa Vertical



FX-76
Montante 120mm
Montante 120mm

$$I_{xx} = 102.93 \text{ cm}^4$$

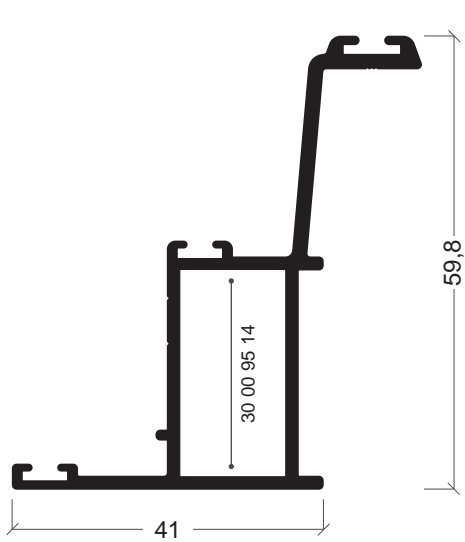
$$I_{yy} = 5.43 \text{ cm}^4$$



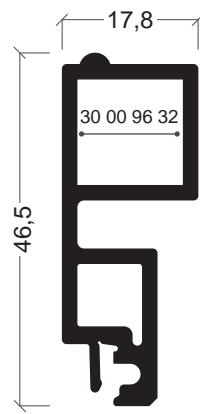
FX-75
Montante/Travessa 120mm
Montante/Travesaño 120mm

$$I_{xx} = 163.93 \text{ cm}^4$$

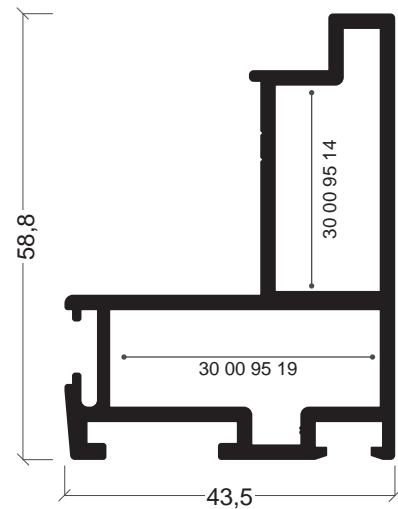
$$I_{yy} = 7.09 \text{ cm}^4$$



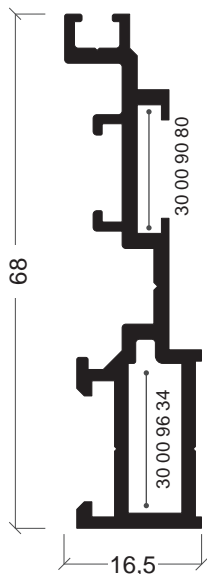
FL-90
Aro Fijo Projectante
Marco Projectante



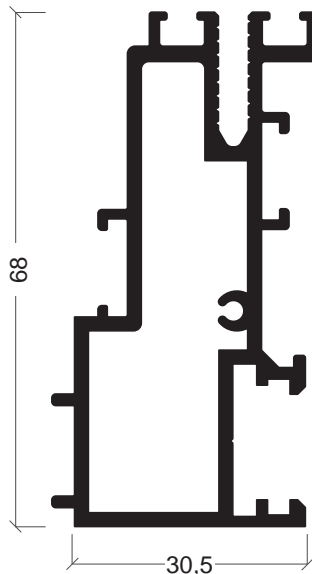
FX-54
Remate Lateral Intercalar
Complemento Lateral Intercalar



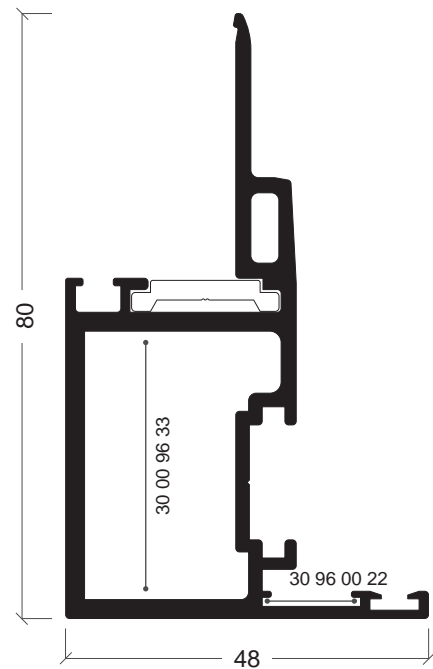
FL-91
Aro Móvel Projectante
Hoja Projectante



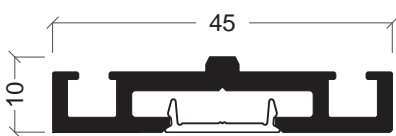
FX-65
Aro Fijo Minimalista
Marco minimalista



FX-66
Inversor Minimalista
Inversor Minimalista



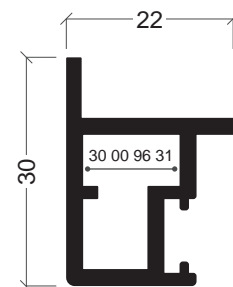
FX-64
Aro Móvel Minimalista
Hoja Minimalista



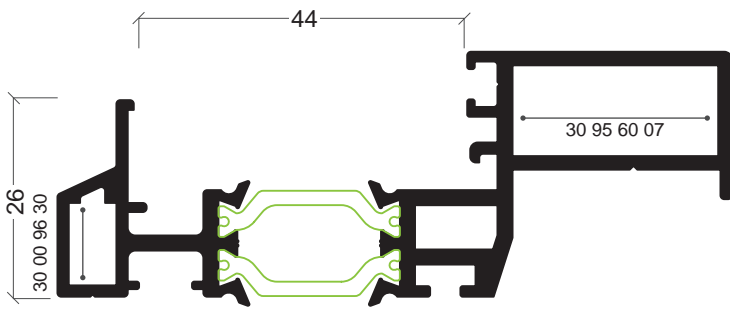
FX-44
Contra Tapa VEP
Contra Tapa VEP



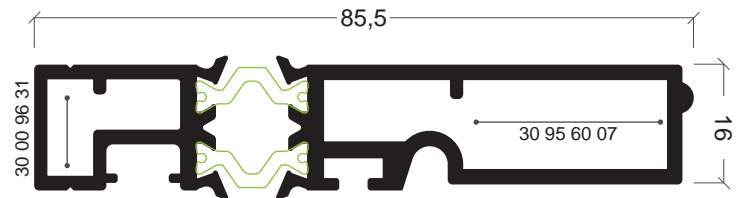
FX-38
Tapa Minimalista
Tapa Minimalista



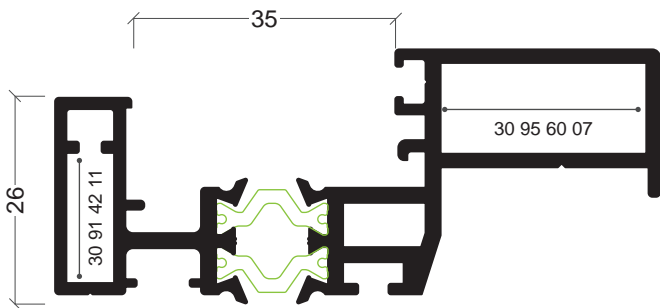
FX-26
Aro Móvel VEP
Hoja VEP



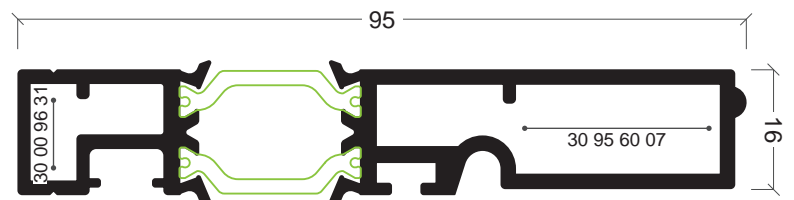
FX-03
Aro Móvel Semi-Estrutural
Hoja Semi-Estrutural



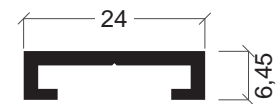
FX-16
Remate Lateral Semi Estrutural
Complemento Semi Estructural



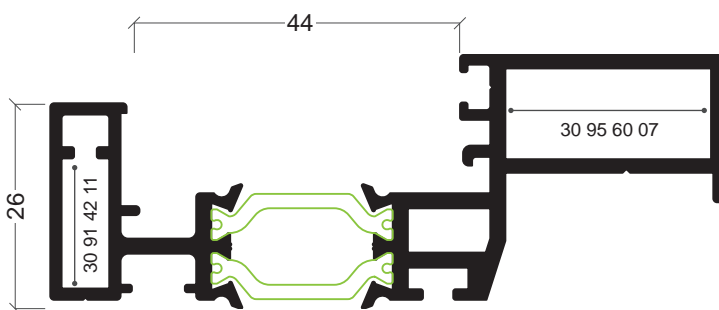
FX-27
Aro Móvel Semi-Estrutural
Hoja Semi-Estrutural



FX-17
Remate Lateral Semi Estrutural
Complemento Semi Estructural



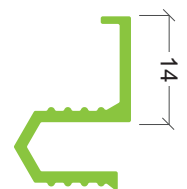
AXi-31
Guia abertura projectante
Guia abertura projectante



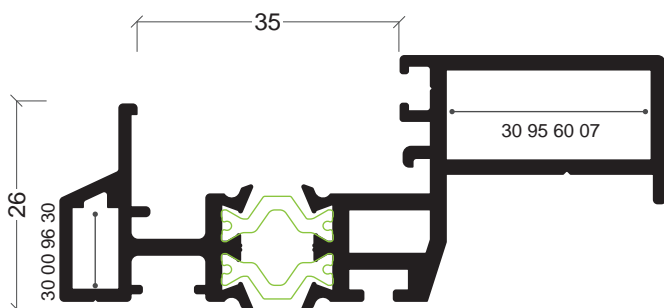
FX-85
Aro Móvel Semi-Estrutural
Hoja Semi-Estrutural



FL-88
Perfil Intercalar
Perfil Intercalar



FX-88
Perfil Intercalar
Perfil Intercalar



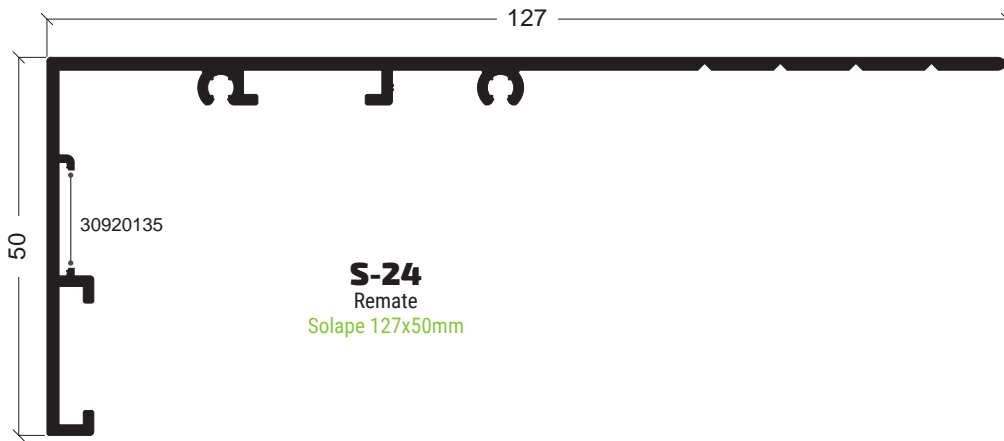
FX-28
Aro Móvel Semi-Estrutural
Hoja Semi-Estrutural



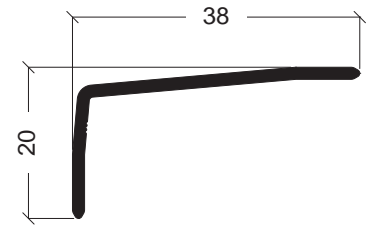
FX-89
Perfil de isolamento
Perfil Aislamiento



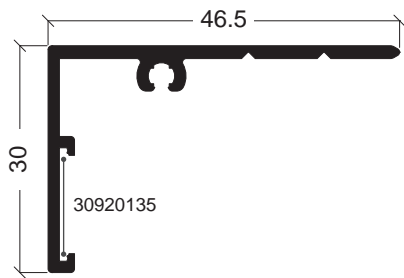
FX-90
Perfil de isolamento
Perfil Aislamiento



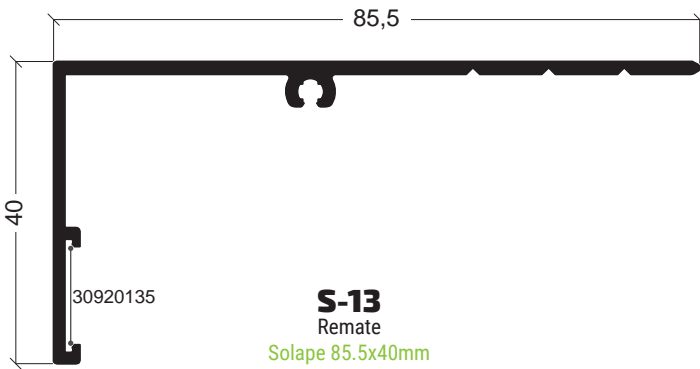
S-24
Remate
Solape 127x50mm



S-31
Soleira
Solape 38x20mm



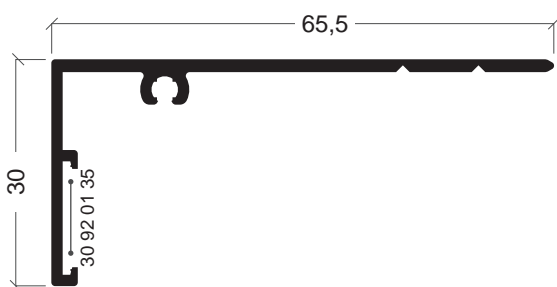
AXi-80
Remate
Solape 46.5x30mm



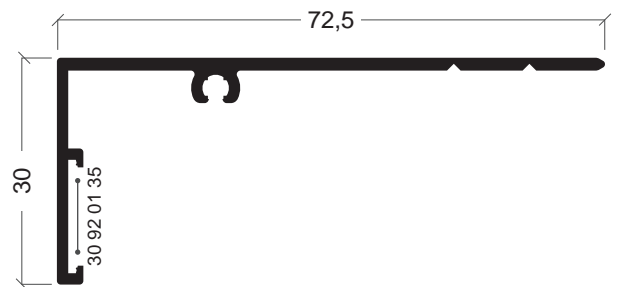
S-13
Remate
Solape 85.5x40mm



S-17
Perfil de união
Perfil de unión



AXi-73
Remate
Solape 66.5x30mm



AXi-83
Remate
Solape 72.5x30mm



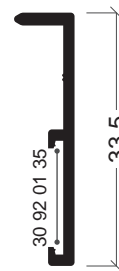
FL-21
Remate
Solape



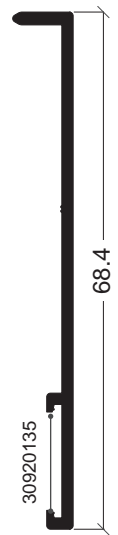
S-14
Remate
Solape



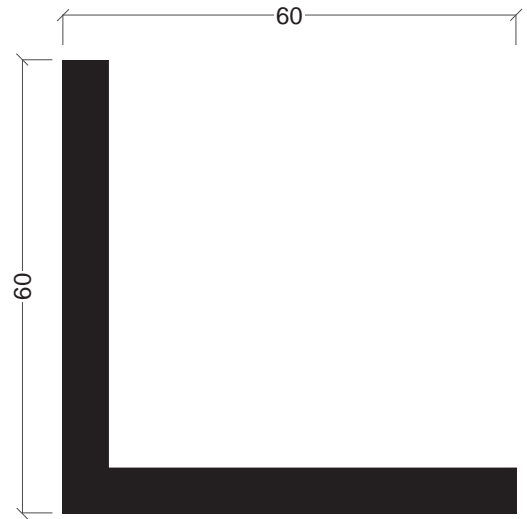
AXi-91
Remate
Solape



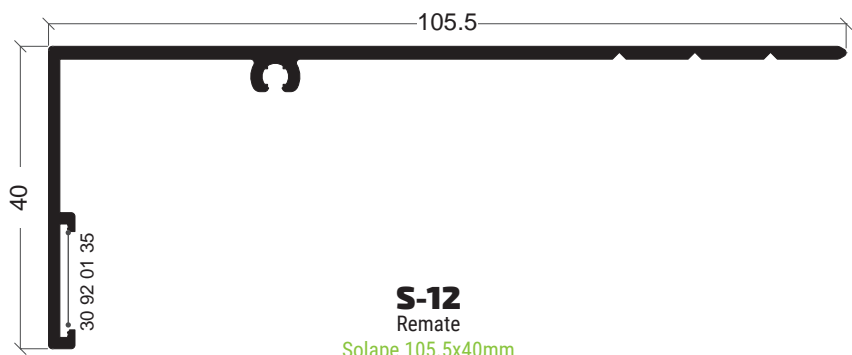
AXi-88
Remate
Solape



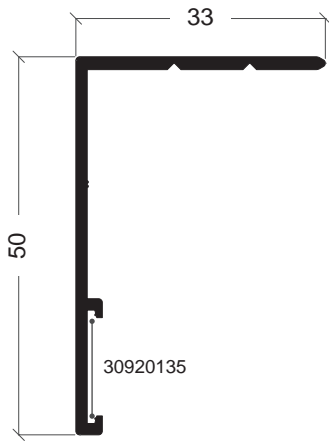
S-37
Remate
Solape 68.4mm



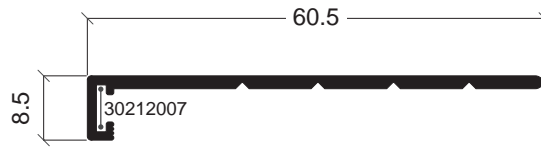
L-25
Cantoneira
Angulo



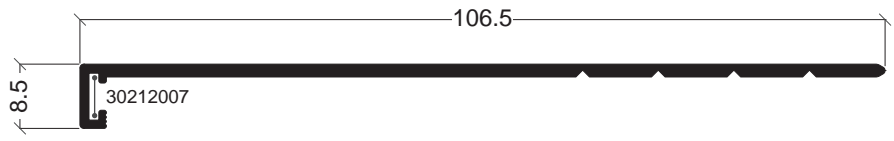
S-12
Remate
Solape 105.5x40mm



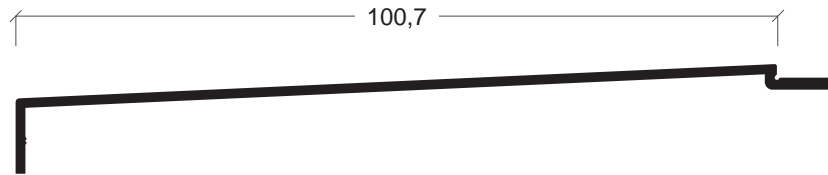
S-20
Remate
Solape 33x50mm



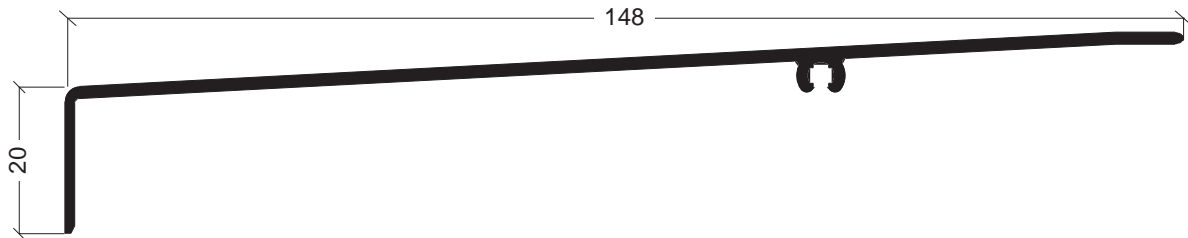
S-21
Remate
Solape 60.5x8,5mm



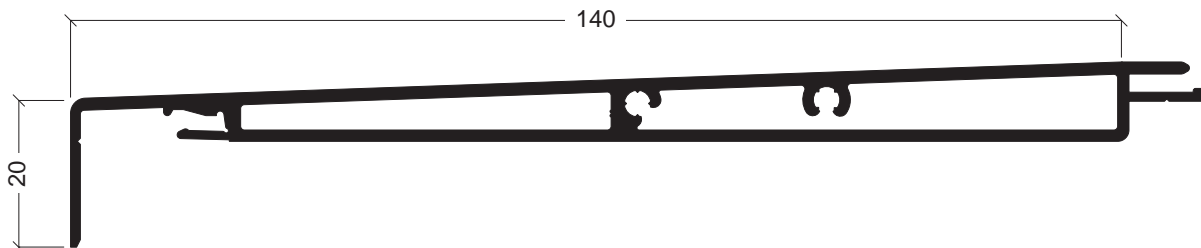
S-22
Remate
Solape 106.5x8.5mm



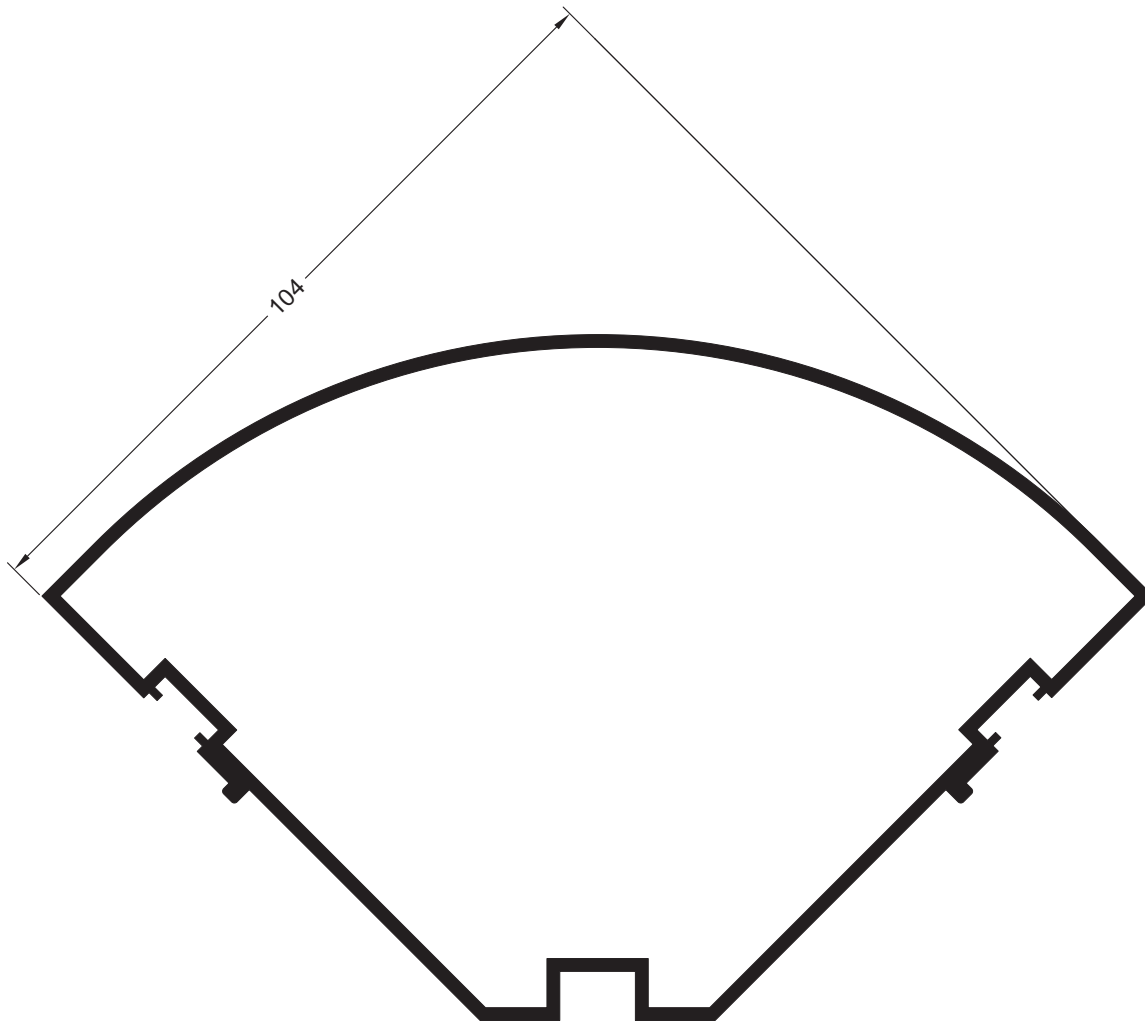
S-15
Soleira
Solape



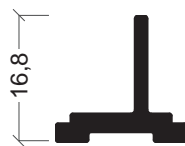
S-16
Soleira
Solape 148x20mm



S-36
Soleira
Solape 140mm



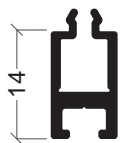
FL-19
Esquina
Esquinero



AX-48
Complemento
Complemento



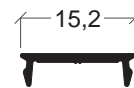
AX-19
Vareta
Varilla



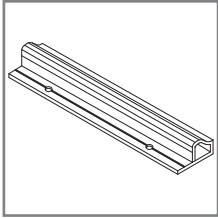
FX-32
Suplemento
Suplemento



KL-16
Tampa
Tapa

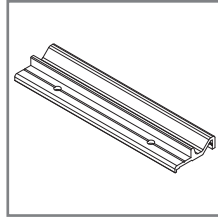


KL-04
Tampa
Tapa



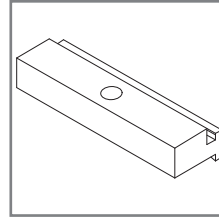
30 00 90 63

Fixação inferior
Fijación inferior



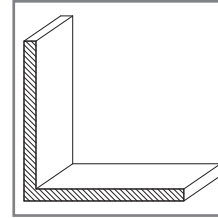
30 00 90 65

Fixação inferior travessa
Fijación inferior travesaño



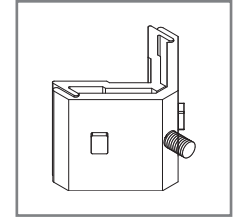
30 00 90 70

Fixação frontal
Fijación frontal



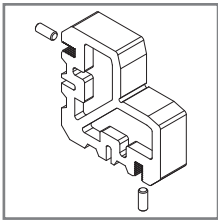
30 00 90 80

Canto de reforço FX-65
Canto de refuerzo



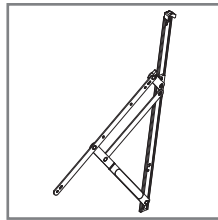
30 00 95 14

Esquadro para FL-90/FL-91
Escuadra para FL-90/FL-91



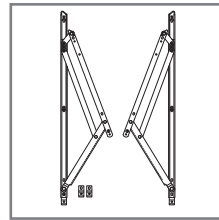
30 00 95 19

Esquadro com parafusos para FL-91
Escuadra con tornillos para FL-91



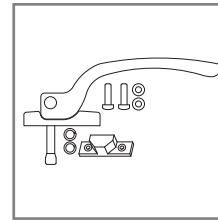
30 00 95 20

Jogo compasso projectante (120 kg)
Juego compás projectante (120 kg)



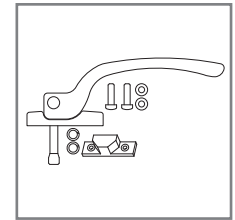
30 00 95 21

Jogo compasso projectante (180 kg)
Juego compás projectante (180 kg)



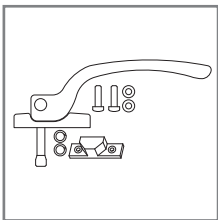
30 00 95 30/40

Kit cremone direito/esquerdo branco
Kit cremona derecho/izquierdo blanco



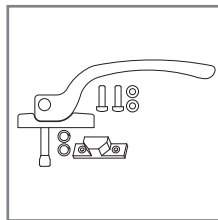
30 00 95 31/41

Kit cremone direito/esquerdo preto
Kit cremona derecho/izquierdo negro



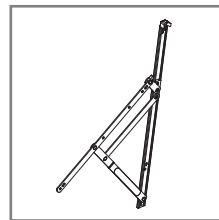
30 00 95 32/42

Kit cremone direito/esquerdo 2 AC
Kit cremona derecho/izquierdo 2 AC



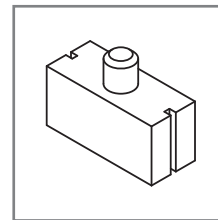
30 00 95 33/43

Kit cremone direito/esquerdo Cinza
Kit cremona derecho/izquierdo Cinza



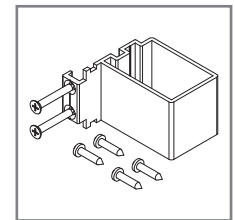
30 00 95 71

Jogo compasso projectante (75kg)
Juego compás projectante (75kg)



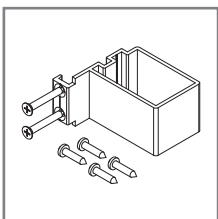
30 00 96 00

União Anti-Torção
Unión Anti Torcedura



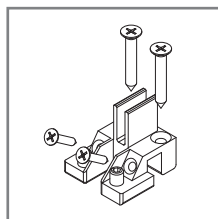
30 00 96 01

União Fachada
Unión Fachada



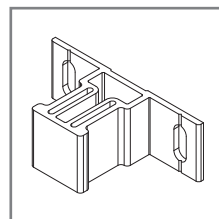
30 00 96 02

União Fachada FX-70/FX-34
Unión Fachada FX-70/FX-34



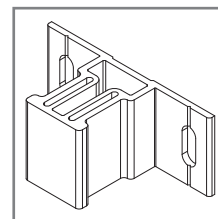
30 00 96 03

União travessa frontal
Unión travesaño frente



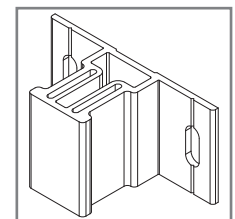
30 00 96 05

Fixador 40mm
Fijador 40mm



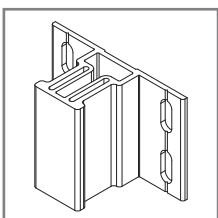
30 00 96 06

Fixador 50mm
Fijador 50mm



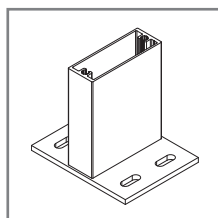
30 00 96 07

Fixador 60mm
Fijador 60mm



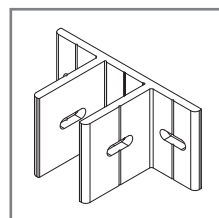
30 00 96 08

Fixador 80mm
Fijador 80mm



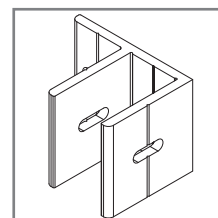
30 00 96 09

Fixador 100mm
Fijador 100mm



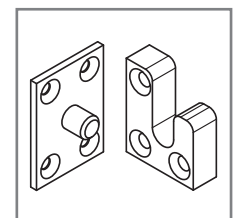
30 00 96 10

Fixador Montante nº1
Fijador Montante nº1



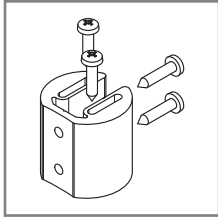
30 00 96 11

Fixador Montante nº2
Fijador Montante nº2



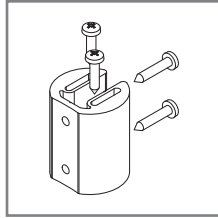
30 00 96 12

Conjunto Fixação Lateral
Conjunto Fijación Lateral



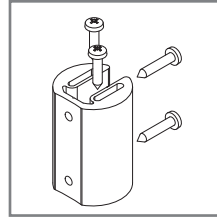
30 00 96 15

União fachada angular 40mm
Unión fachada angular 40mm



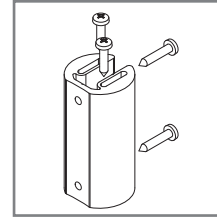
30 00 96 16

União fachada angular 50mm
Unión fachada angular 50mm



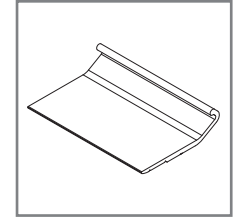
30 00 96 17

União fachada angular 60mm
Unión fachada angular 60mm



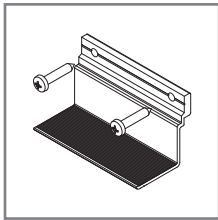
30 00 96 18

União fachada angular 80mm
Unión fachada angular 80mm



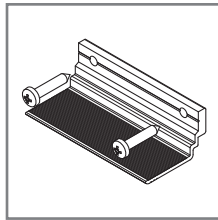
30 00 96 20

Suporte para vidro nº2
Soporte para vidrio nº2



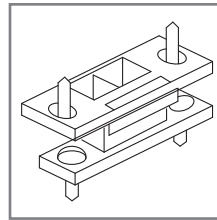
30 00 96 21

Suporte para vidro nº3
Soporte para vidrio nº3



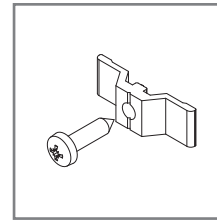
30 00 96 22

Suporte para vidro nº4
Soporte para vidrio nº4



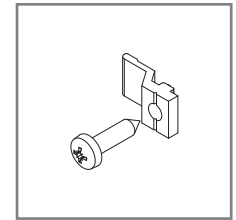
30 00 96 23

Ponto de fecho suplementar para projectante
Perno alternativo para fijación de escuadra



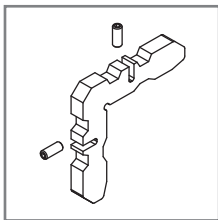
30 00 96 25

Presilha Intercalar nº1
Clip Intercalar nº1



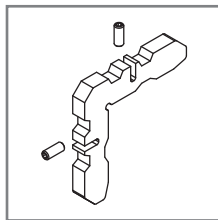
30 00 96 26

Presilha Intercalar nº2
Clip Intercalar nº2



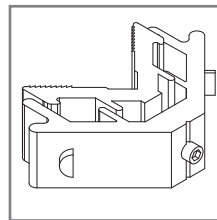
30 00 96 30

Esquadro para FX-03/28
Escuadra para FX-03/28



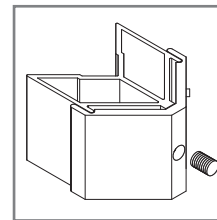
30 00 96 31

Esquadro para FX-26/FX-16/FX-17
Escuadra para FX-26/FX-16/FX-17



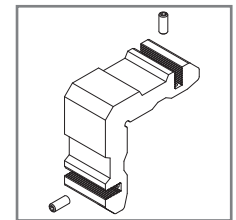
30 00 96 32

Esquadro para FX-54
Escuadra para FX-54



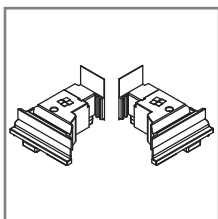
30 00 96 33

Esquadro folha minimalista
Escuadra hoja minimalista



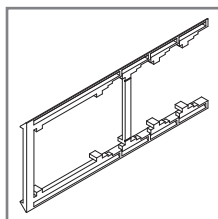
30 00 96 34

Esquadro aro fixo minimalista
Escuadra marco minimalista



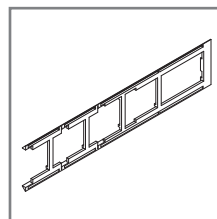
30 00 96 35

Conjunto Topos Inversor Minimalista
Conjunto Topes Inversor Minimalista



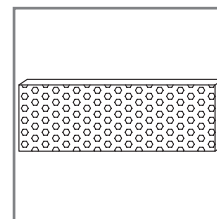
30 00 96 40

Junta Estanquidade 60/80/100/120
Junta de estanquidad 60/80/100/120



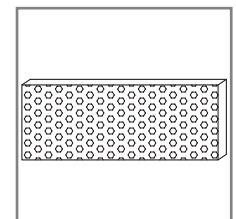
30 00 96 41

Junta Estanquidade 150/200/250
Junta de estanquidad 150/200/250



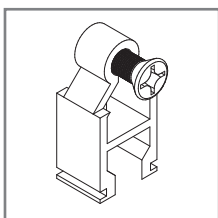
30 00 96 42

Junta de estanquidade FX-86
Junta de estanquidad FX-86



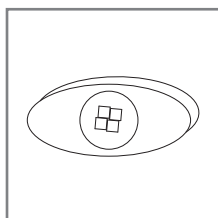
30 00 96 43

Junta de estanquidade FX-87
Junta de estanquidad FX-87



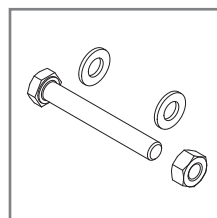
30 00 96 50

União aberta C/13
Unión aberta C/13



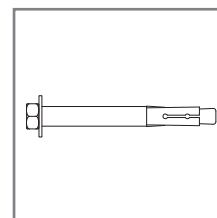
30 00 96 51

Presilha para fixação vidro
Clip para fijación de vidrio



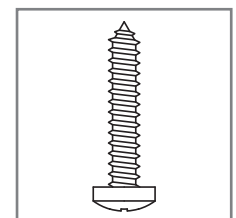
30 00 96 52

Kit de fixação montante
Kit fijación montante



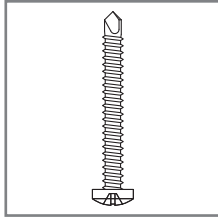
30 00 96 53

Bucha Metálica de expansão
Buje metalico de expansión



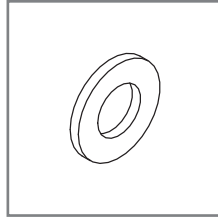
30 00 96 54/55/56/57

Parafuso TORX 32/38/45/50mm
Tornillo TORX 32/48/45/50mm



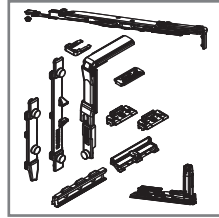
30 00 96 58

Parafuso auto-perfurante 63mm
Tornillo auto-perforador 63mm



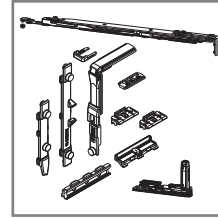
30 00 96 59

Anilha Plana M5
Arandela Plana M5



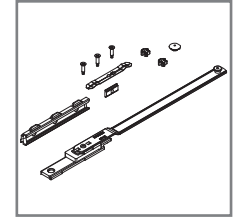
30 00 96 60/61

Kit Oscilo-Batente pequeno oculto direito/
esquerdo
Kit Oscilo-Praticable pequeño oculto derecho/
izquierdo



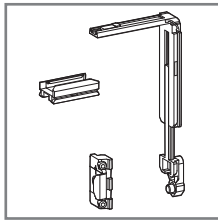
30 00 96 62/63

Kit Oscilo-Batente grande oculto direito/
esquerdo
Kit Oscilo-Praticable grande oculto derecho/
izquierdo



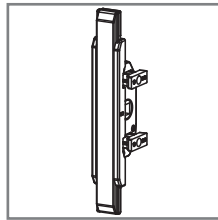
30 00 96 64

Compasso Suplementar
Compasso Suplementar



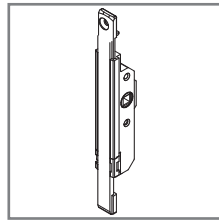
30 00 96 65

Kit 3º Ponto oculto
Kit 3º Punto oculto



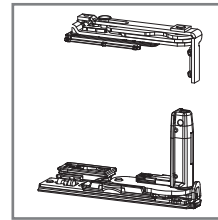
30 00 96 66

Transmissão oscilo-batente
Transmisión oscilo-praticable



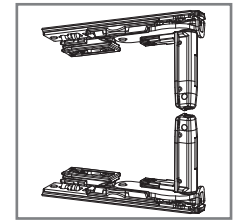
30 00 96 67

Transmissão Abrir
Transmisión Apertura



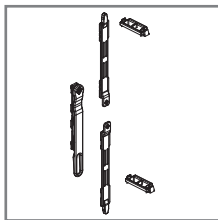
30 00 96 70/71

Kit dobradiças ocultas direita/esquerda
Kit dobradizas ocultas derecha/izquierda



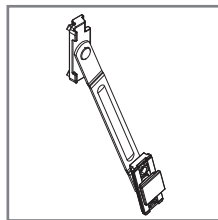
30 00 96 72

Kit dobradiças ocultas basculante
Kit dobradizas ocultas practicable



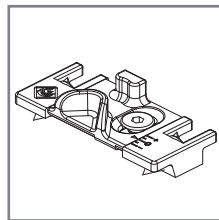
30 00 96 75

Fecho Bi-direcional oculto
Cierre Bi-direccional oculto



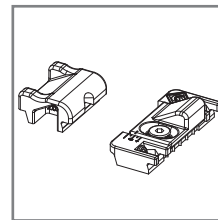
30 00 96 76

Limitador de abertura
Limitador de apertura



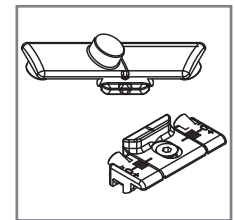
30 00 96 77

Conjunto Micro Ventilação
Cojunto Micro ventilación



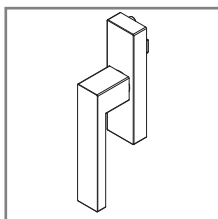
30 00 96 78

Ponto Anti-Arrombamento
Punto Anti-Allanamiento



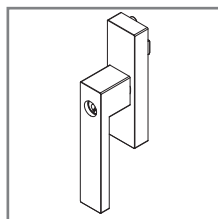
30 00 96 79

Ponto de fecho suplementar
Punto de cierre suplementar



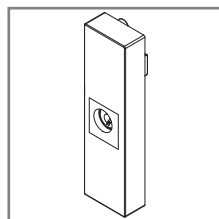
30 00 96 81/82/83

Cremona Alumínio OB Lac. Branco/Preto/2AC
Cremona Alumínio OP Lac. Branco/Negro/2AC



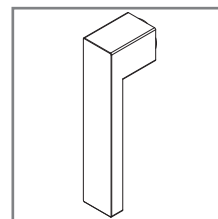
30 00 96 84/85/86

Cremona Alumínio OB c/ chave Lac. Branco/
Preto/2AC
Cremona Alumínio OP c/llave Lac. Branco/
Negro/2AC



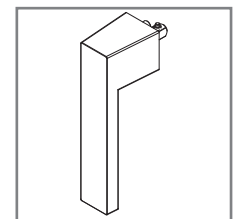
30 00 96 87/88

Cremona Alumínio extraível Lac. Branco/Preto
Cremona Alumínio extraible Lac. Branco/Negro



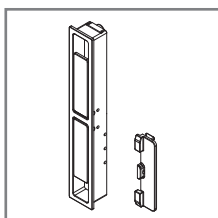
30 00 96 89/90/91

Puxador Alumínio extraível Lac. Branco/
Preto/2AC
Manilla Alumínio extraible Lac. Branco/
Negro/2AC



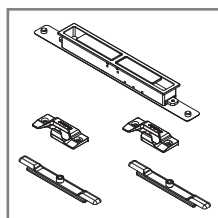
30 00 96 92/93/94

Puxador Minimalista OB Lac. Branco/Preto/2AC
Manilla Minimalista OP Lac. Branco/Negro/2AC



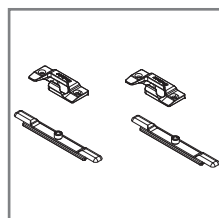
30 00 97 00/01/02

Puxador Codex OB Lac. Branco/Preto/2AC
Manilla Codex OP Lac. Branco/Negro/2AC



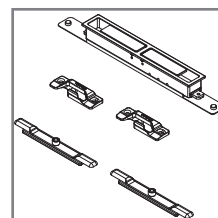
30 00 97 05/06/07

Puxador Codex Projectante Lac. Branco/
Preto/2AC
Manilla Codex Projectante Lac. Branco/
Negro/2AC



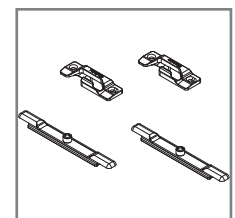
30 00 97 08

Conjunto pontos de fecho Projectante
Conjunto puntos de cierre projectante



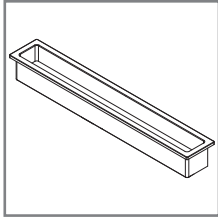
30 00 97 10/11/12

Puxador Codex Projectante FL-91 Lac. Branco/
Preto/2AC
Manilla Codex Projectante FL-91 Lac. Branco/
Negro/2AC




30 00 97 13

Conjunto pontos de fecho Projectante FL-91
Conjunto puntos de cierre projectante FL-91



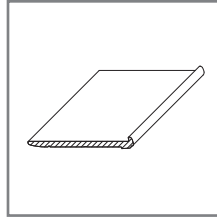
30 00 97 15/16/17

Concha p/ Projectante Lac.branc/Preto/2AC
Canto p/ projectante Lac. Branco/ Negro/2AC



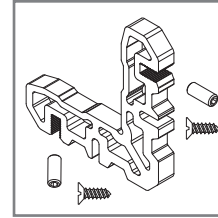
30 60 40 01

Canto Vulcanizado
Canto Vulcanizado



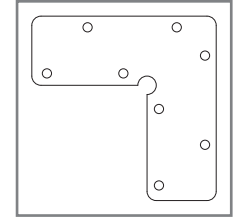
30 60 40 23

Suporte para vidro n°1
Juego compás fachada (180 kg)



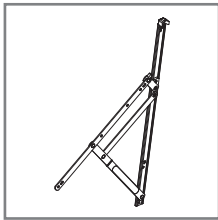
30 91 42 11

Esquadro para FX-27/FX-85
Escuadra para FX-27/FX-85



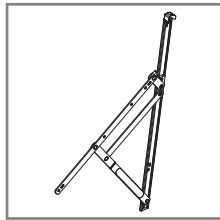
30 92 01 35

Esquadro alinhamento aro móvel
Escuadra alineamiento hoja



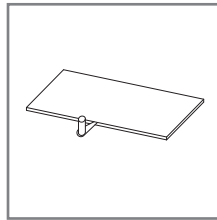
30 92 04 80

Jogo Compassos Projectante (50kg)
Compás projectante (50kg)



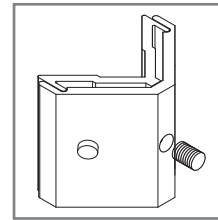
30 92 04 90

Jogo Compassos Projectante (65kg)
Compás projectante (65kg)



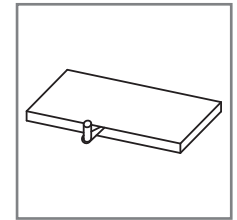
30 94 60 62

Calço para vidro 1mm
Calço para vidro



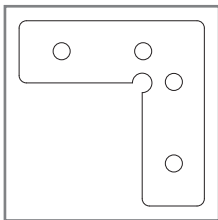
30 95 60 07

Esquadro para FX-03/06/16/17/27/28/85
Escuadra para FX-03/06/16/17/27/28/85



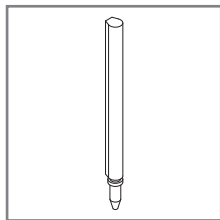
30 95 60 72/73/74/75

Calço de vidro 2/3/4/5mm
Calço de vidro 2/3/4/5mm



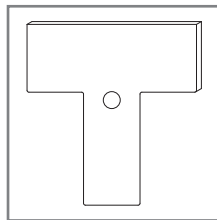
30 96 00 22

Esquadro alinhamento FX-64
Escuadra alineamiento FX-64



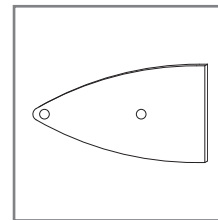
30 96 00 55

Perno alternativo para fixação de esquadro
Perno alternativo para fijación de escuadra



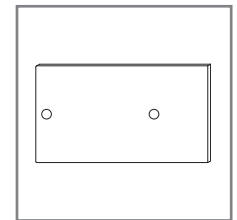
31 00 96 93

Topo para FX-21
Tope para FX-21



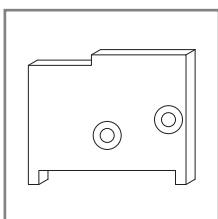
31 00 96 94

Topo para FX-72
Tope para FX-72



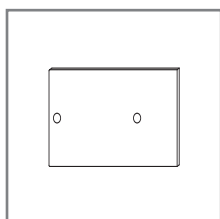
31 00 96 95

Topo para FX-29
Tope para FX-29



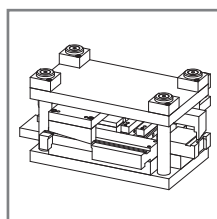
31 00 96 96

Tampa para guarda Julieta
Tapa para guarda Julieta



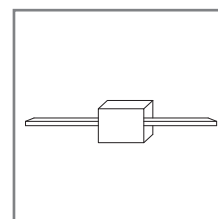
31 00 96 97

Tampa para FX-41
Tapa para FX-41
























33 97 82 00

Cunho FX
Troquel FX




33 97 82 01

Gabarito FX
Molde FX

REFERÊNCIA • REFERENCIA	DESENHO • DISEÑO	DESCRIÇÃO • DESCRIPCIÓN
30 00 95 05		Junta 5mm para FL-91 • Junta para FL-91
30 00 95 06		Junta 7mm para FL-91 • Junta para FL-91
30 00 97 50		Junta interior vidro 5mm • Junta interior vidrio 5mm
30 00 97 51		Junta interior vidro 7mm • Junta interior vidrio 7mm
30 00 97 52		Junta interior vidro 9mm • Junta interior vidrio 9mm
30 00 97 53		Junta interior vidro 11mm • Junta interior vidrio 11mm
30 00 97 54		Junta interior vidro 13mm • Junta interior vidrio 13mm
30 00 97 55		Junta exterior vidro • Junta exterior vidrio 5mm
30 00 97 56		Junta central semi-estrutural/estrutural • Junta central semi-estructural/estructural
30 00 97 57		Junta intercalar • Junta intercalar
30 00 97 58		Junta aro fixo projectante • Junta marco proyectante
30 00 97 59		Junta aro fixo minimalista • Junta marco minimalista
30 00 97 60		Junta Semi-Estrutural/Estrutural • Junta Semi-Estructural/Estructural
30 00 97 61		Junta Tubular Semi-Estrutural/Estrutural • Junta tubular Semi-Estructural/Estructural
30 00 97 62		Junta central Estrutural Exterior • Junta central Estructural Exterior
30 00 97 63		Junta dupla intercalar preta • Junta doble intercalar negra
30 60 40 00		Junta central Termo-Acustica • Junta central Termo-Acustica
30 60 40 03		Junta para inversor minimalista • Junta para inversor minimalista
30 93 01 20		Junta interior • Junta interior
30 96 10 05		Junta para FL-87 • Junta para FL-87
30 99 95 11		Junta de folha encaixe exterior • Junta de hoja anclaje exterior

www.anicolor.pt



**FACHADA
ESTRUTURAL**

**MURO CORTINA
ESTRUTURAL**

FX

FACHADA FX ESTRUTURAL

CARACTERÍSTICAS DO SISTEMA

Nesta tipologia do sistema FX, a colocação de vidros realiza-se mediante bastidores nos quais se coloca um perfil especialmente anodizado para permitir a colagem de silicone estrutural, proporcionando assim um efeito do tipo vec-vidro exterior colado.

Abertura projectante realizada por intermédio de compassos em aço inox com uma resistência de 180kg. Tanto as folhas fixas como as projectantes são executadas com o mesmo perfil perimetral, tornando assim imperceptíveis a sua distinção pelo exterior.

A barra que recebe a colagem para vidro tem que possuir uma anodização especial (>20µm), necessária para garantir uma perfeita colagem do vidro com silicone estrutural.

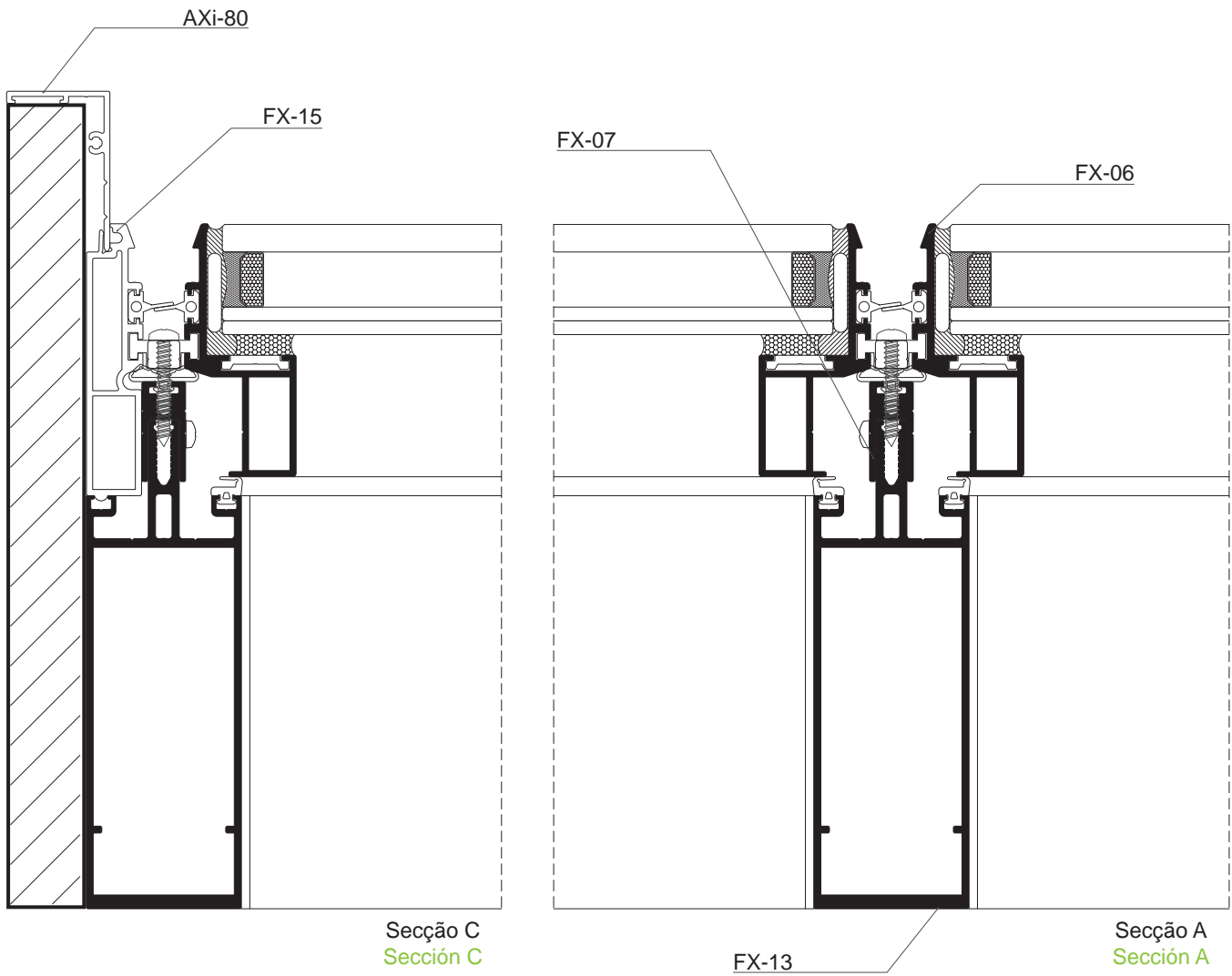
MURO CORTINA FX ESTRUTURAL

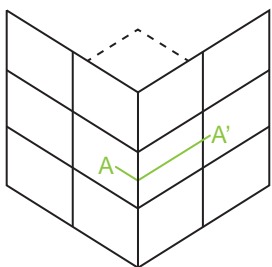
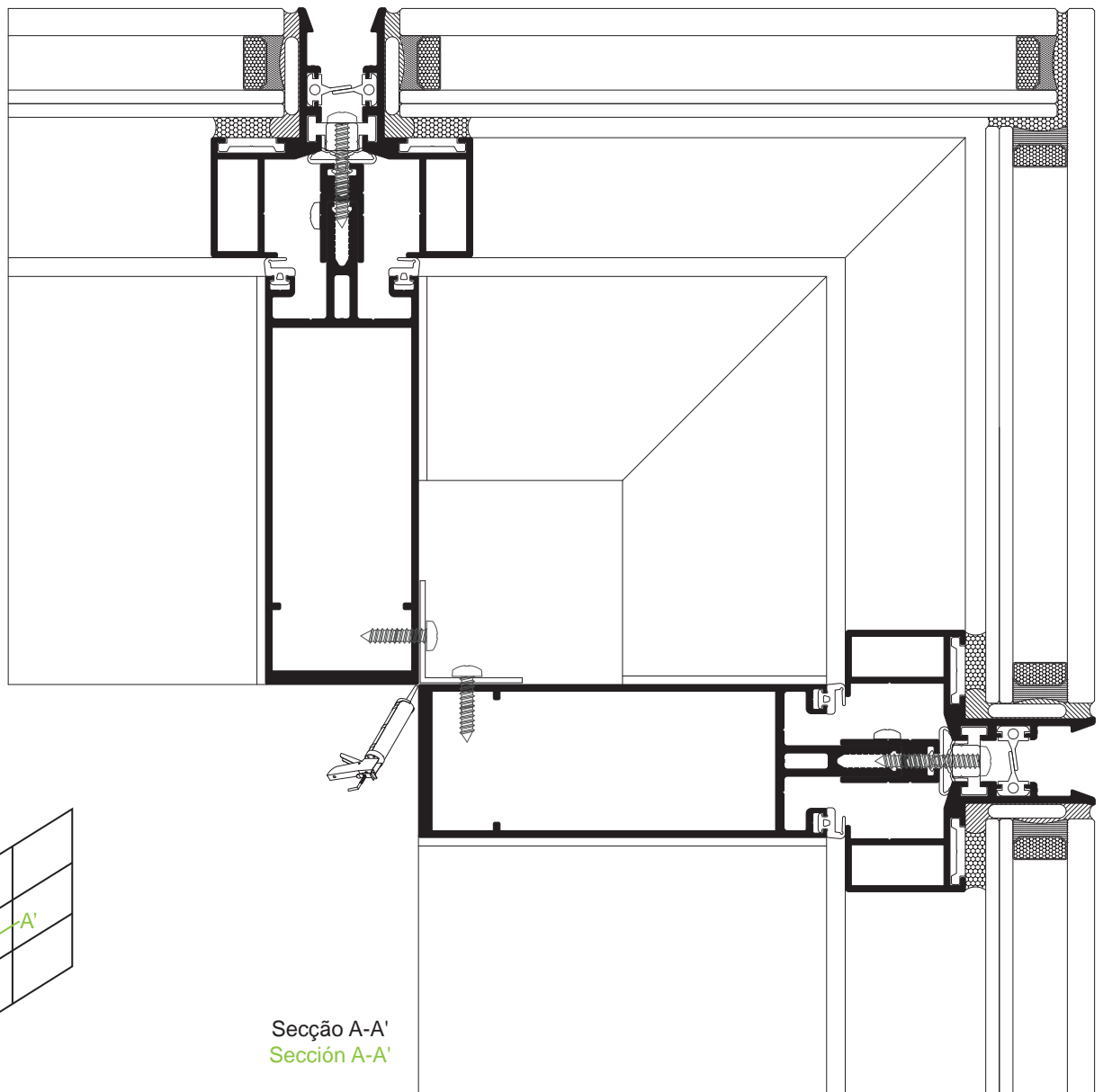
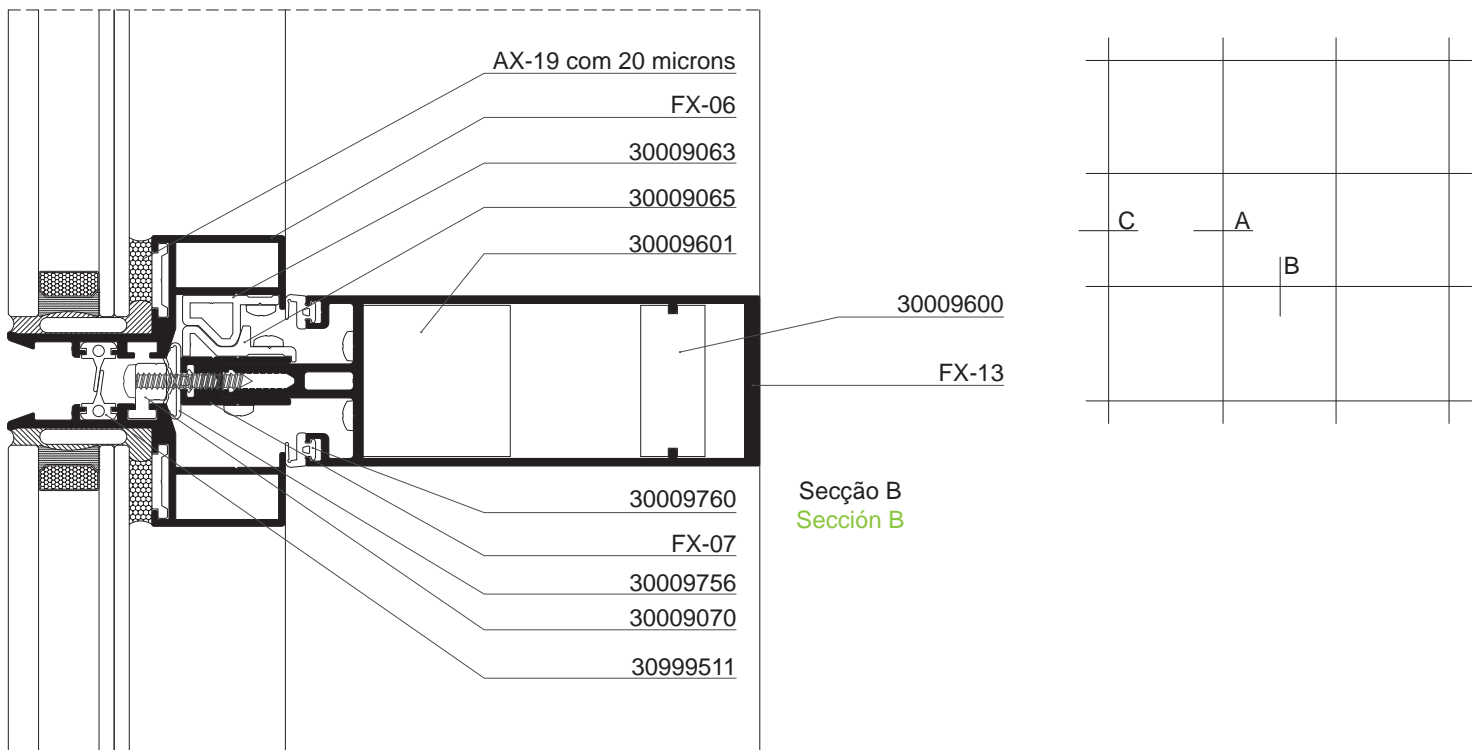
CARACTERÍSTICAS DEL SISTEMA

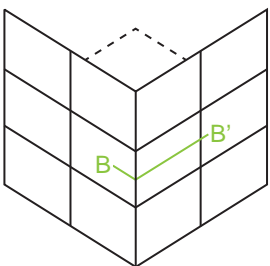
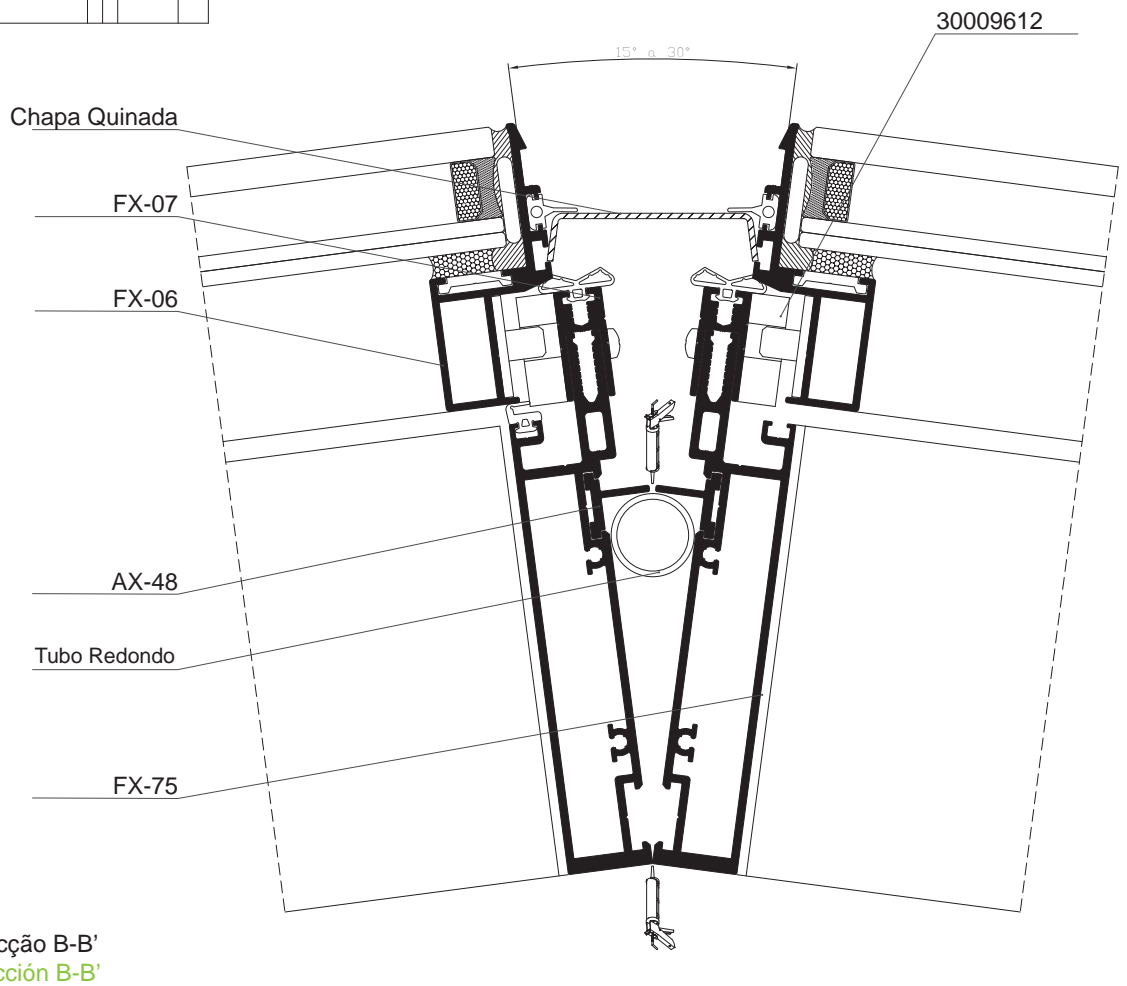
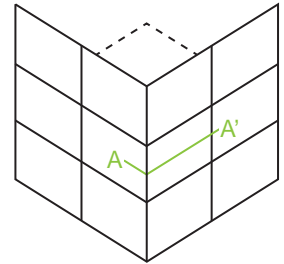
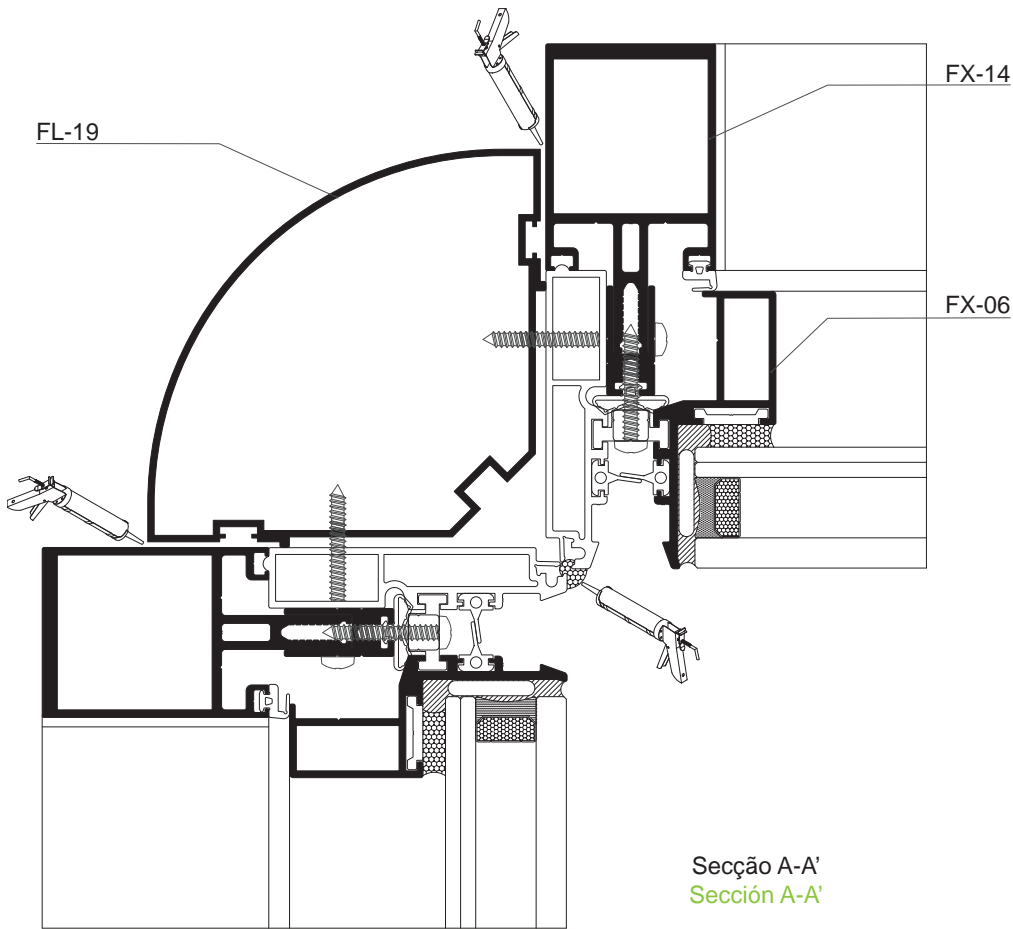
En esta tipologia del sistema FX, la colocación de vidrios se realiza mediante bastidores en los cuales se coloca un perfil especialmente anodizado para permitir el colaje de silicone estructural, proporcionando así un efecto del tipo vec-vidrlo exterior pegado.


Abertura proyectante realizada por intermédio de compases en acero inox con una resistEncia de 180kg. Tanto las hojas fijas como las proyectantes son ejecutadas con el mismo perfil perimetral, tornando así imperceptible su distinción por el exterior.

La barra que recibe la colaje para el vidrio tiene que contener una anodización especial (>20µm), necesaria para garantir un colaje perfecto del vidrio con silicone estructural.









**FACHADA
SEMI-ESTRUTURAL**

**MURO CORTINA
SEMI-ESTRUTURAL**

FX

 **anicolor**
Sistemas de Alumínio

FACHADA FX SEMI-ESTRUTURAL

CARACTERÍSTICAS DO SISTEMA

Sistema de fachada em que se utilizam perfis com rotura térmica para o fabrico das folhas de secção reduzida, com uma aba que retém o vidro, sendo fixadas mecanicamente à estrutura de alumínio através de fixadores.

Abertura projetante realizada por intermédio de compassos em aço inox com uma resistência de 180kg. Tanto as folhas fixas como as projectantes são executadas com o mesmo perfil perimetral, tornando assim imperceptível a sua distinção pelo exterior.

Enchimento desde 10mm até 40mm.

Inclui um sistema perimetral minimalista para fixos ou com projectante oculta.

MURO CORTINA FX SEMI-ESTRUTURAL

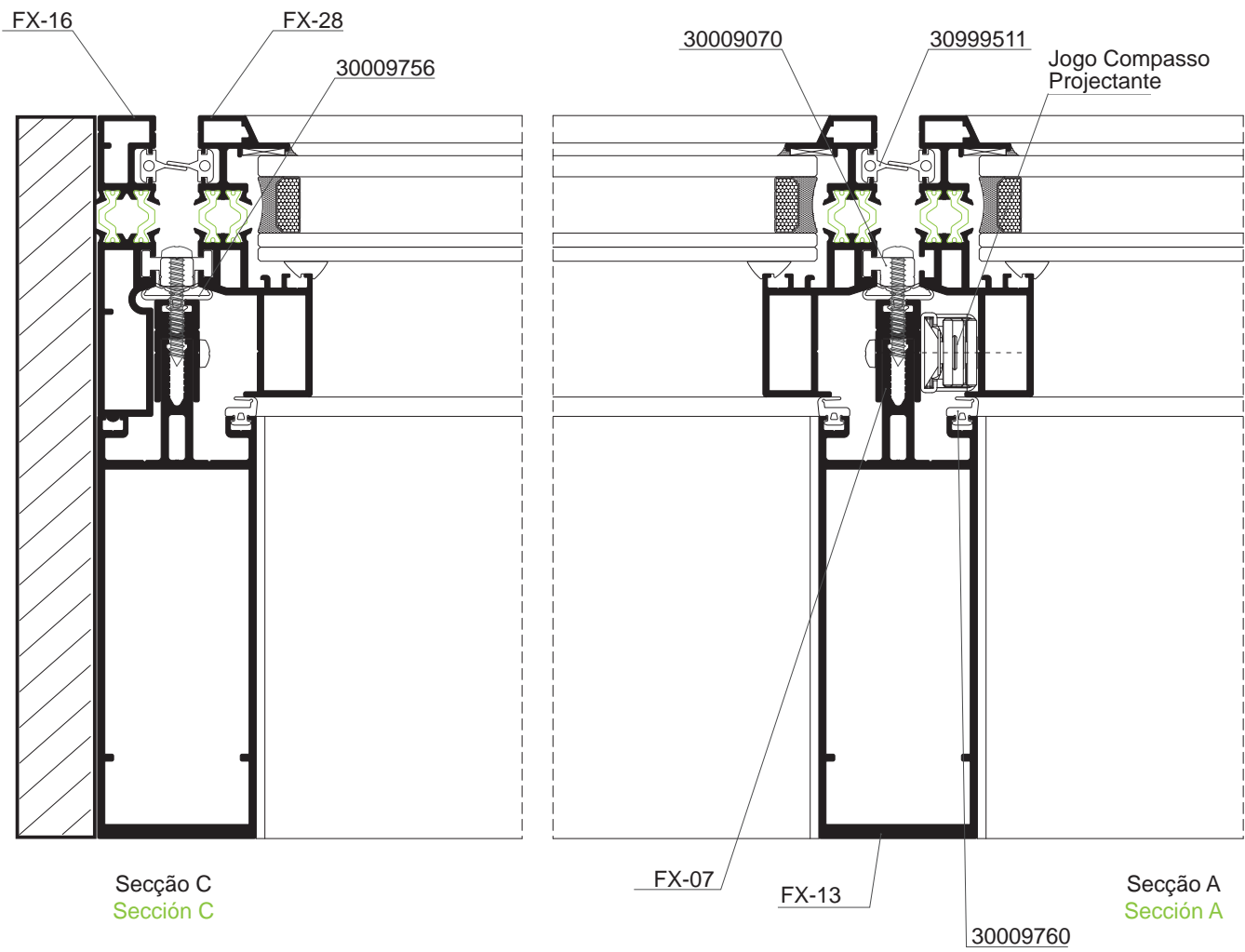
CARACTERÍSTICAS DEL SISTEMA

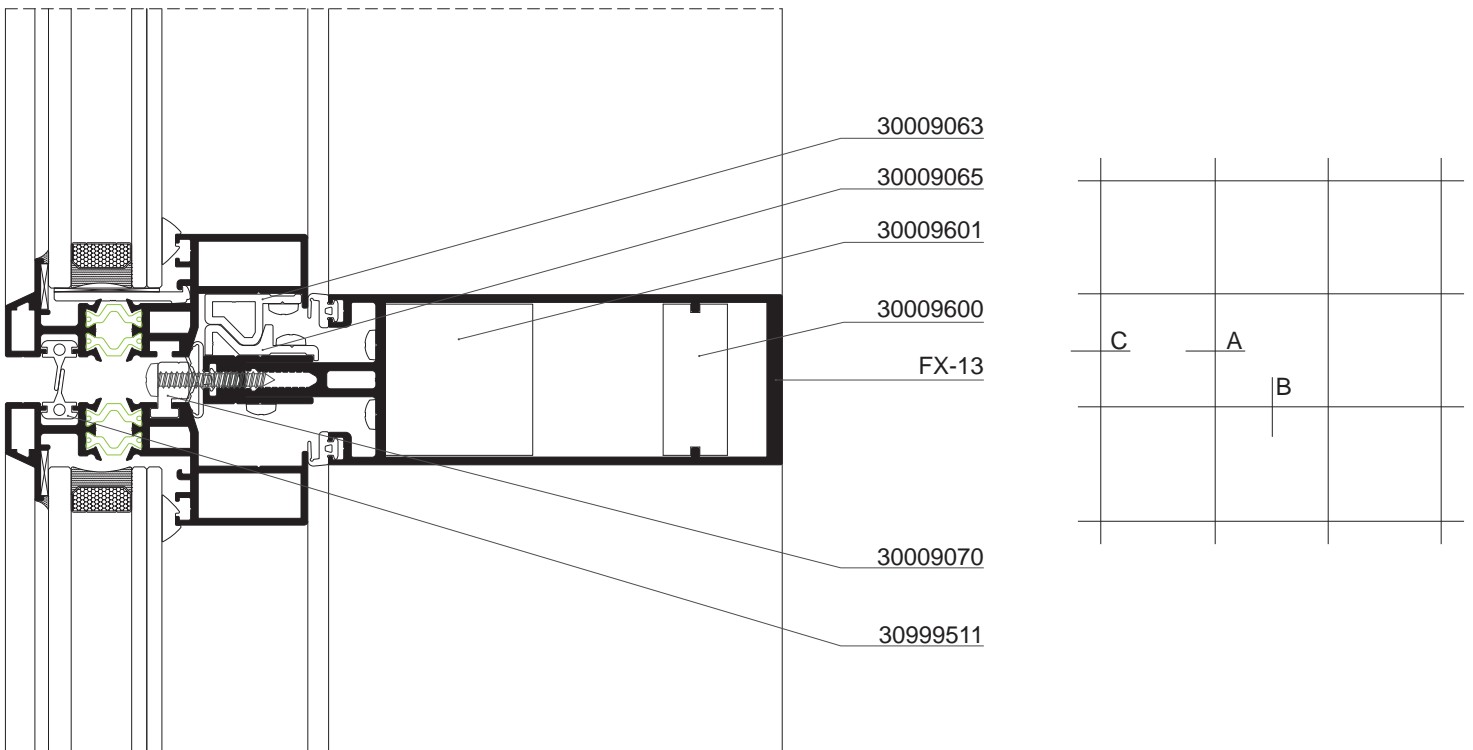
Sistema de muro cortina en que se utilizán perfiles con puente térmico para el fabrico de las hojas de sección reducida, con una aba que retiene el vidrio, siendo fijadas mecanicamente a la estructura del aluminio con fijadores.

Apertura proyectante realizada por intermedio de compases en acero inox con una resistencia de 180kg. Tanto las hojas fijas como las proyectantes son ejecutadas con el mismo perfil perimetral, tornando así imperceptible su distinción desde el exterior.

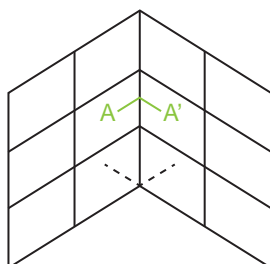
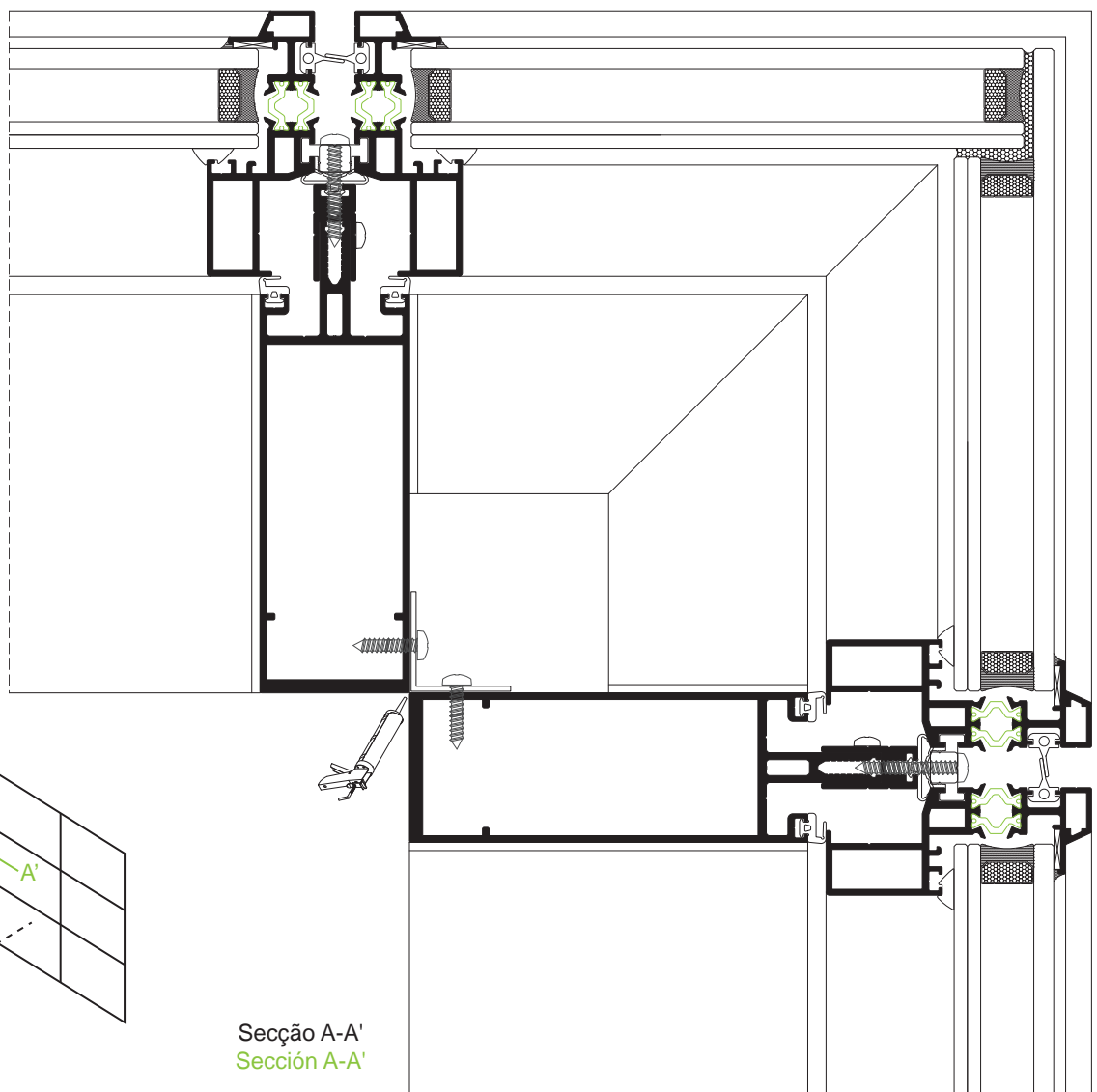
Acristalamiento desde 10mm hasta 40mm.

Incluye un sistema perimetral minimalista para fijos o con proyectante oculta.

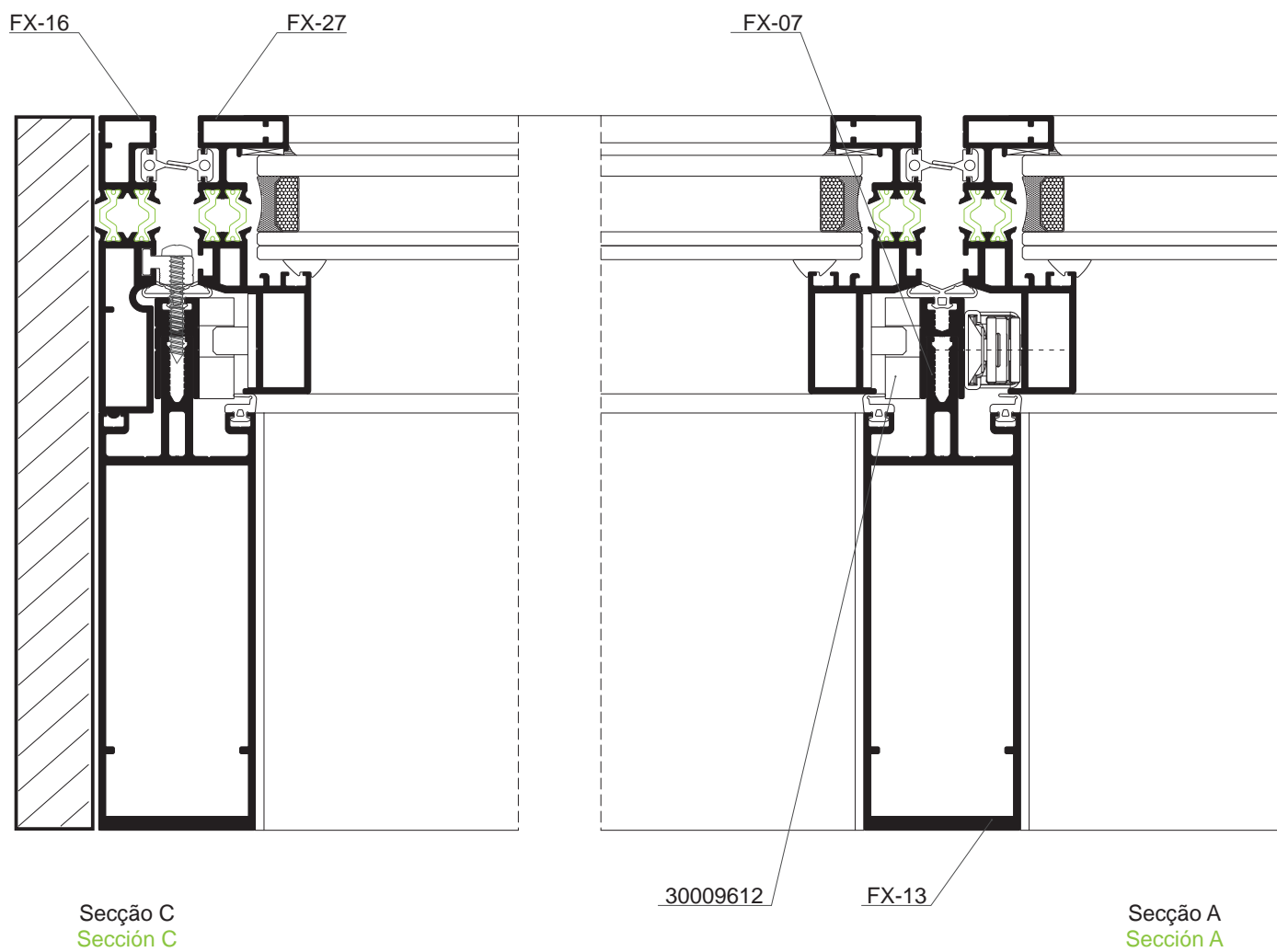


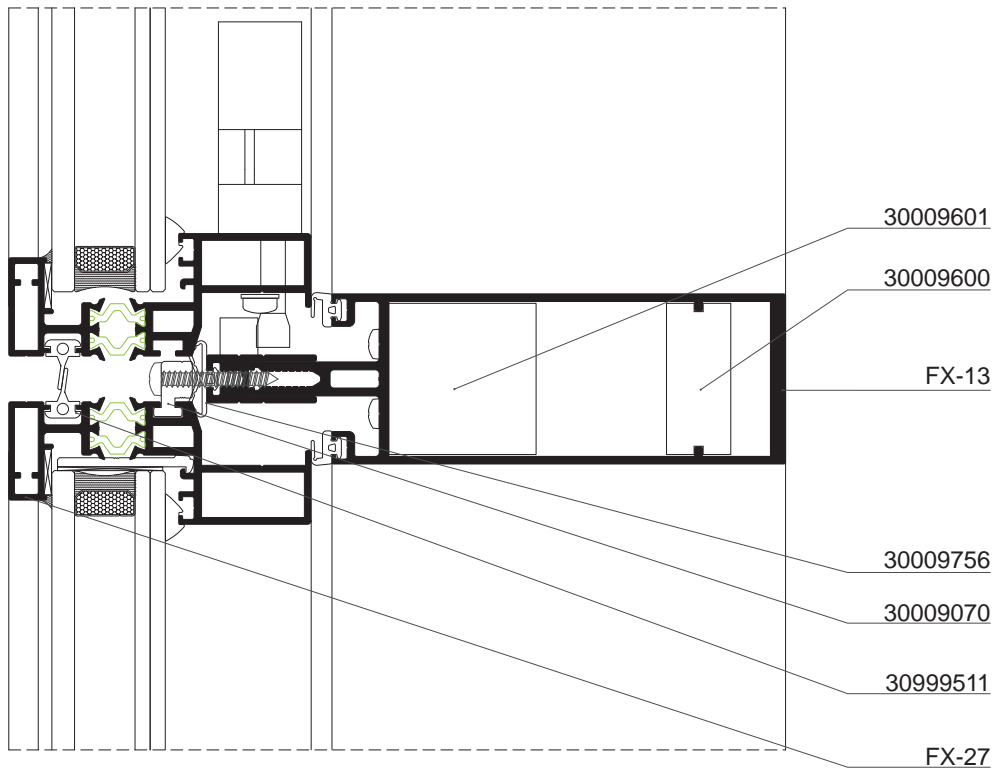
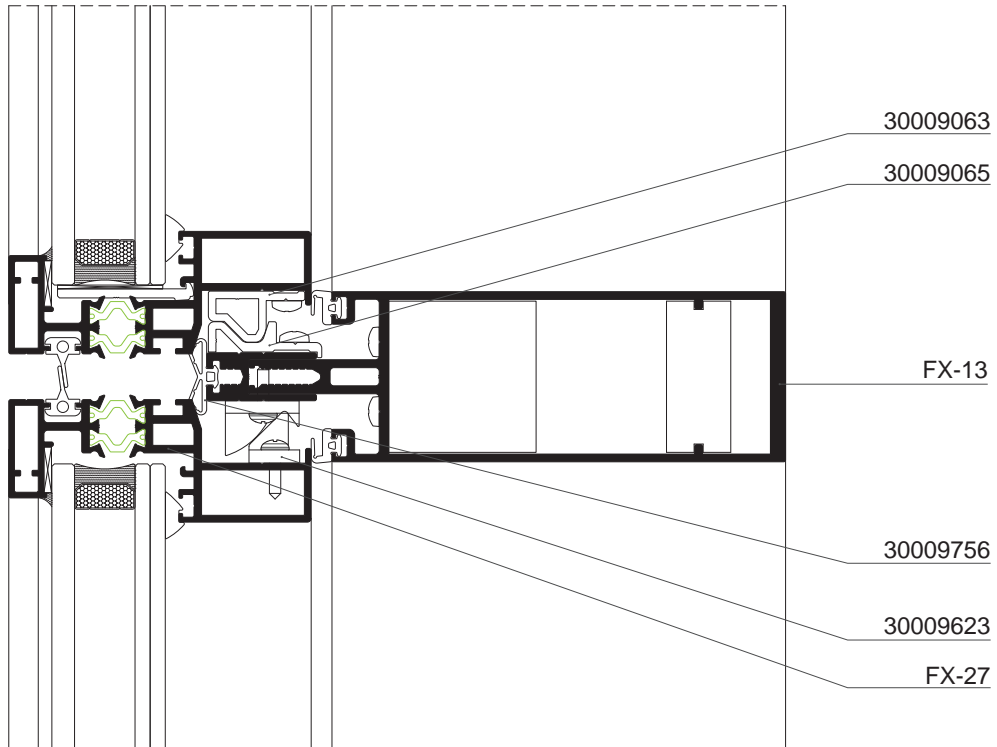


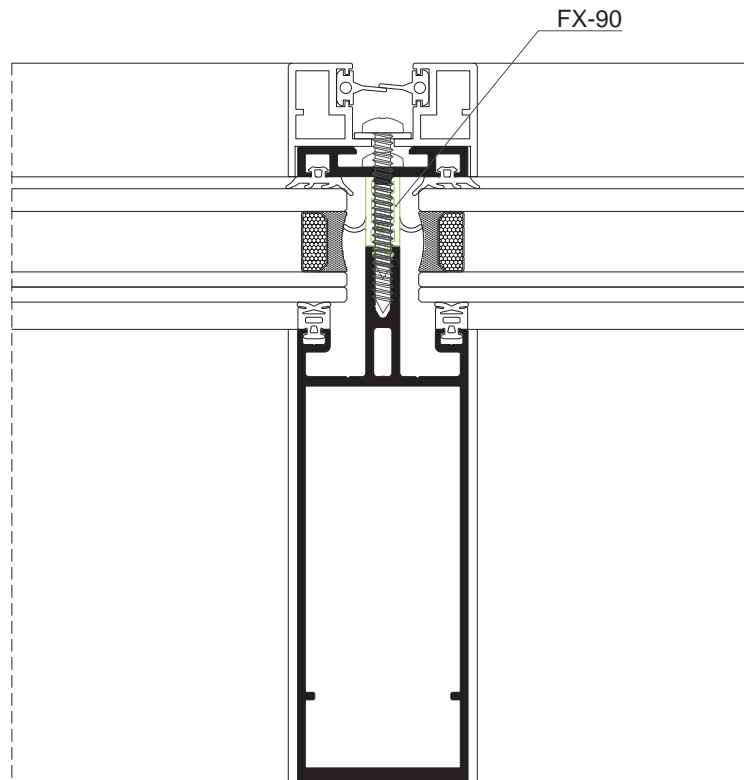
Secção B
Sección B



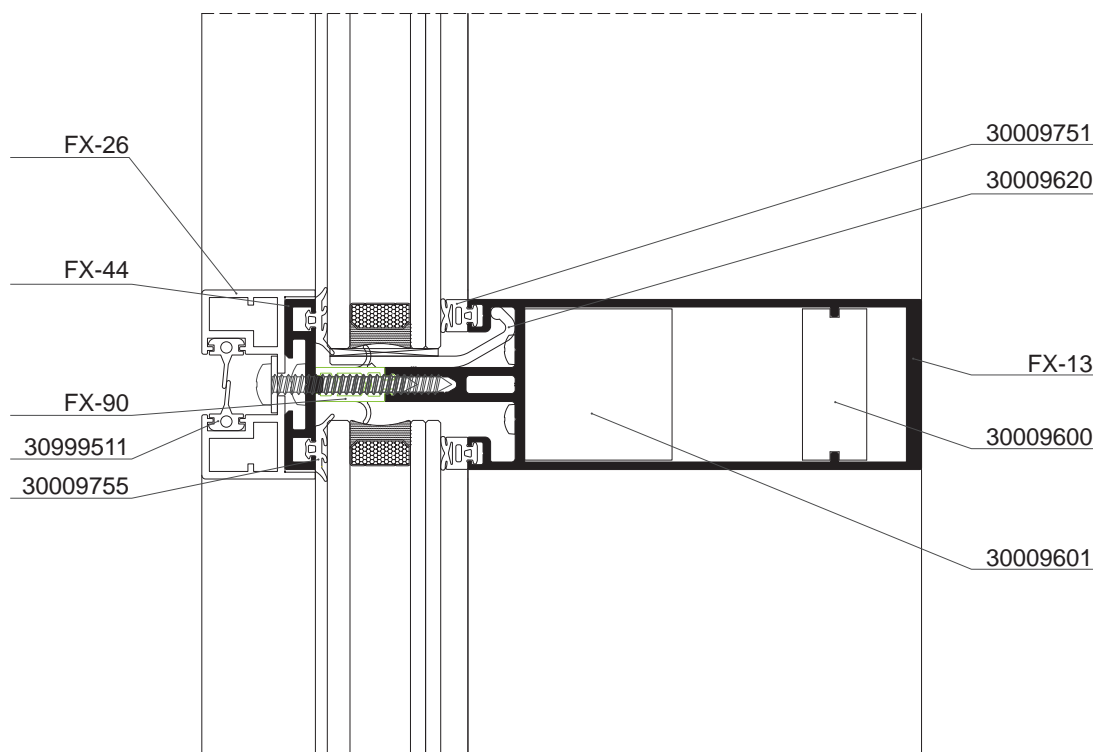
Secção A-A'
Sección A-A'

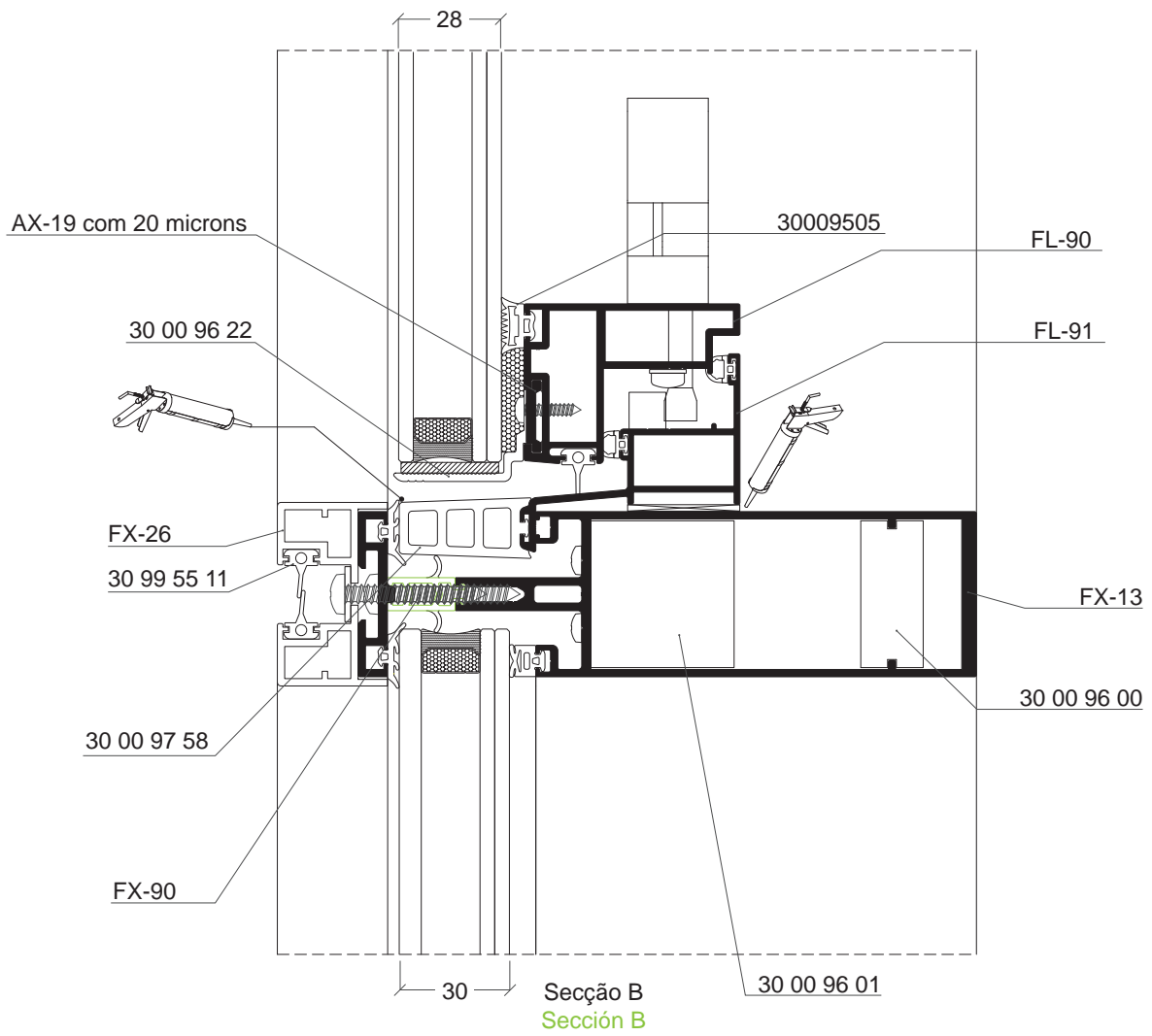




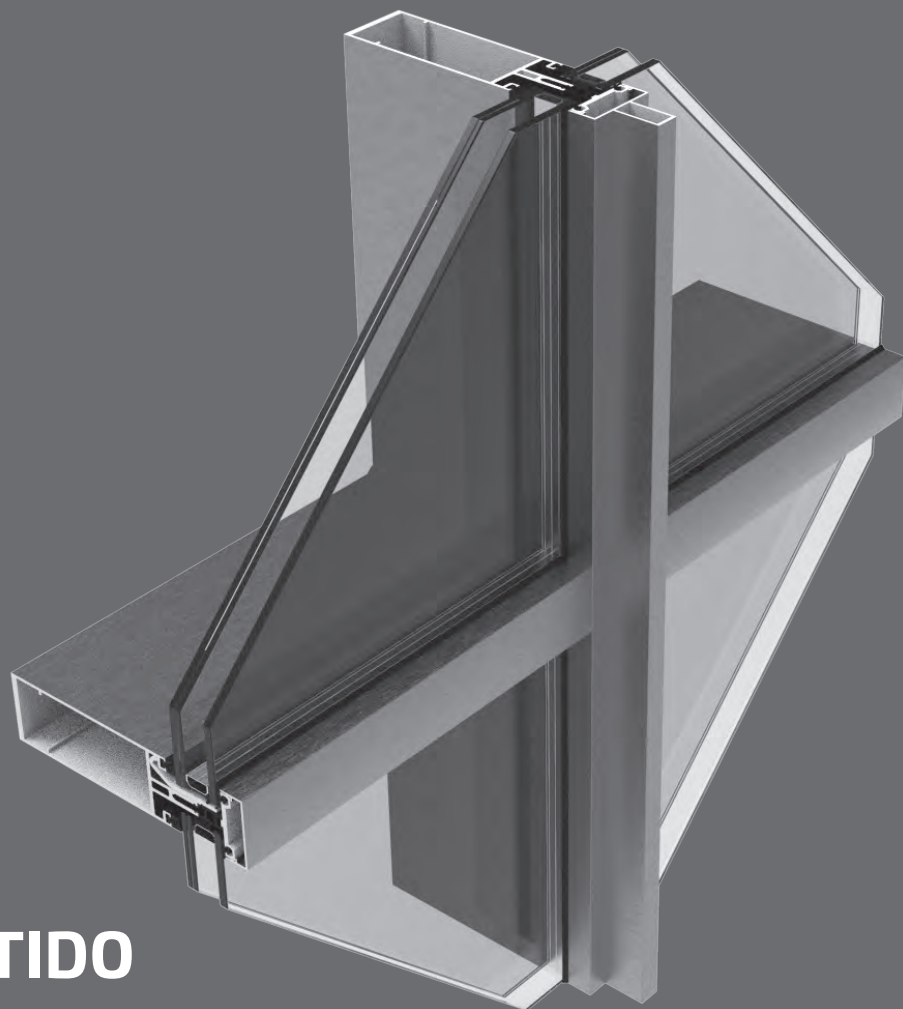


Secção B
Sección B





www.anicolor.pt



**FACHADA
MURO INVERTIDO**

**MURO CORTINA
MURO INVERTIDO**

FX

 **anicolor**
Sistemas de Alumínio

FACHADA FX MURO INVERTIDO

CARACTERÍSTICAS DO SISTEMA

Tapas de 45mm com diversos aspectos arquitetónicos clipadas em contra-tapa previamente mecanizada e fixadas à estrutura de alumínio. Permite ângulos convexos e concâvos de 1° até 10° em montante único.

Possibilidade de aberturas projectante ou batente.

Inclui um sistema de janela minimalista para uma ou duas folhas com ferragem oscilo-batente oculta accionada através de um puxador inovador oculto.
Enchimento desde 8mm até 48mm.

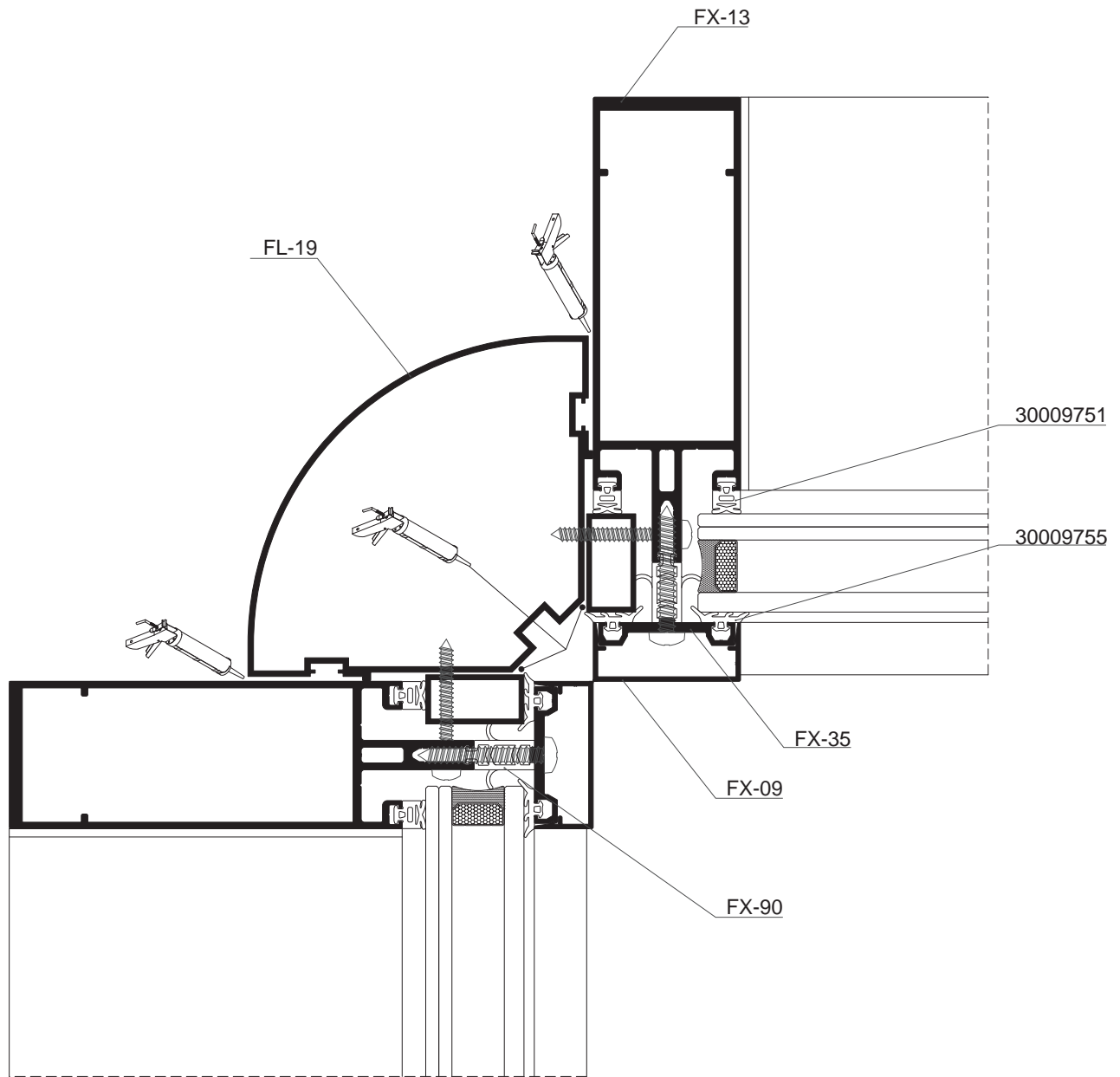
MURO CORTINA FX MURO INVERTIDO

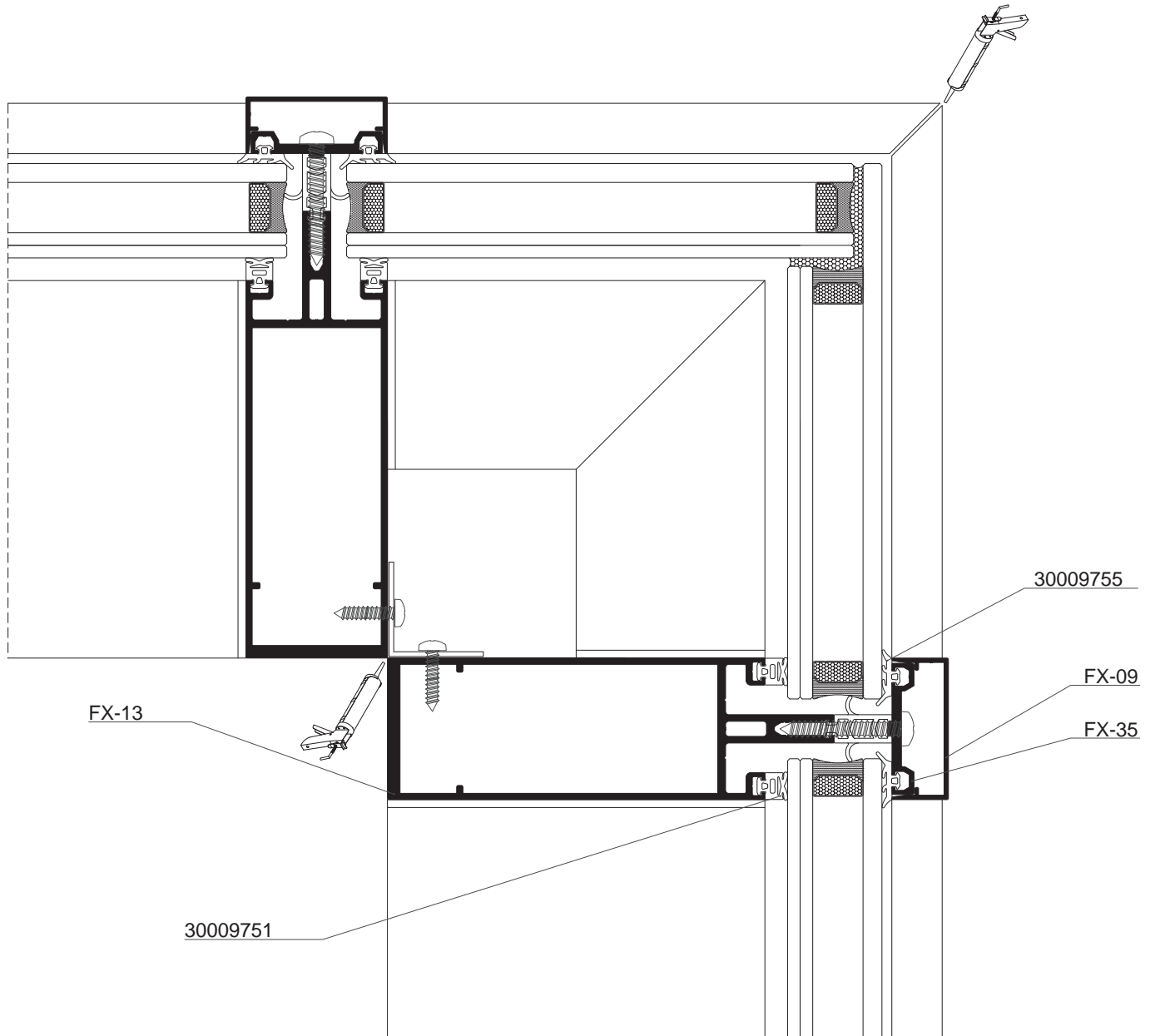
CARACTERÍSTICAS DEL SISTEMA

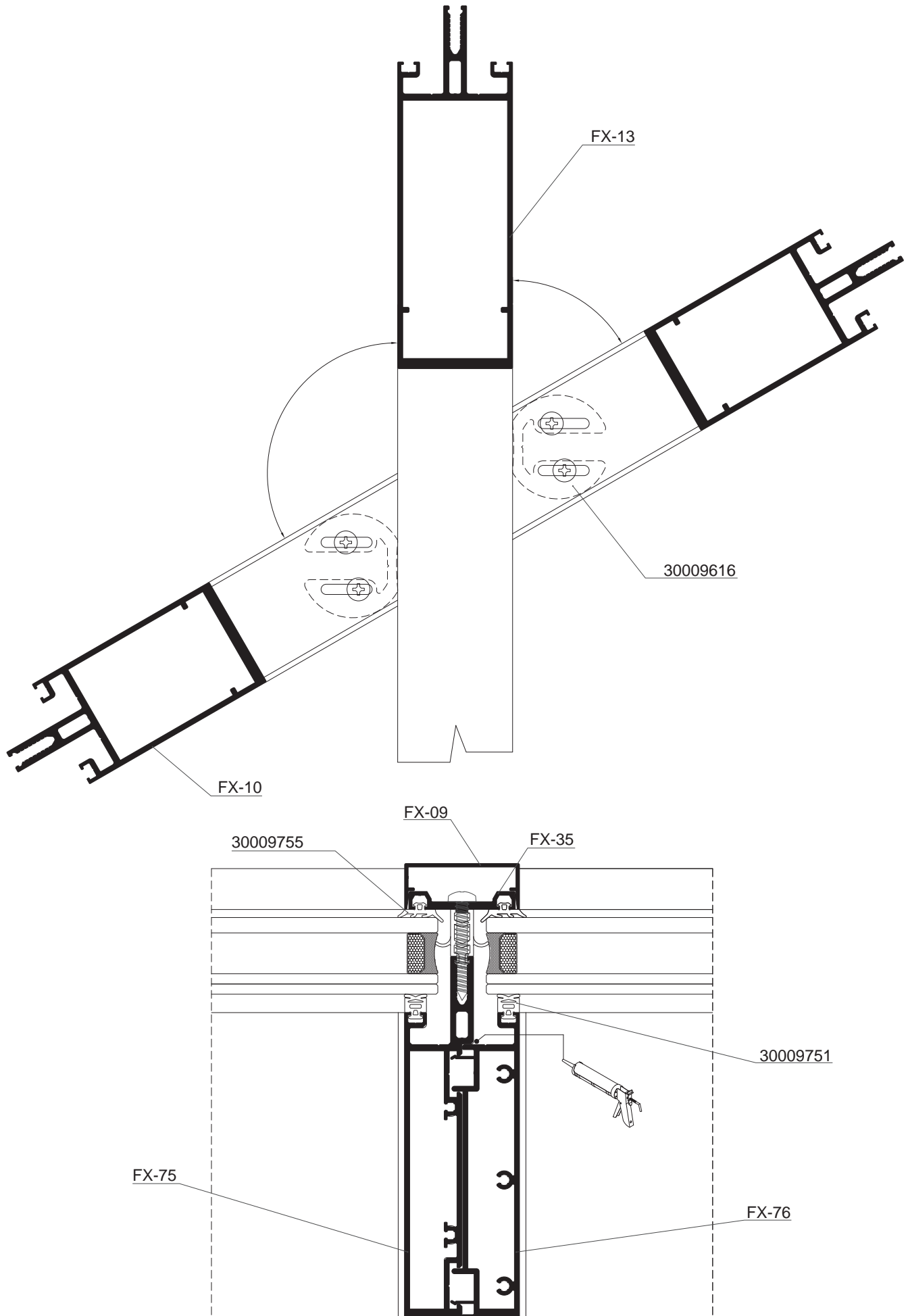
Tapas de 45mm con diversos aspectos arquitectonicos clipadas en contra-tapa previamente mecanizada y fijadas a la estructura del aluminio. Permite ángulos convexos e concâvos de 1° hasta 10° en montante unico.

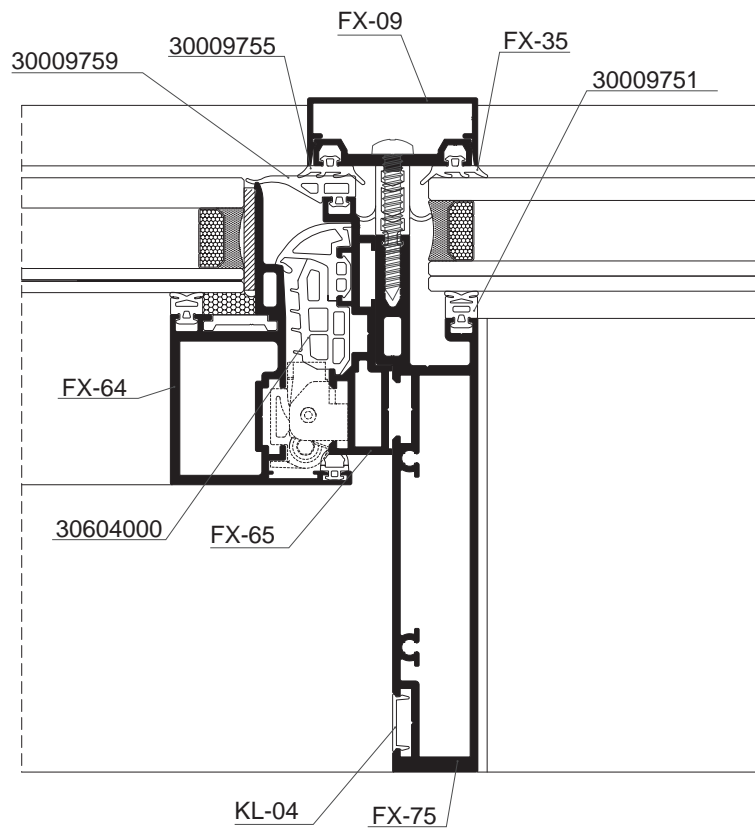
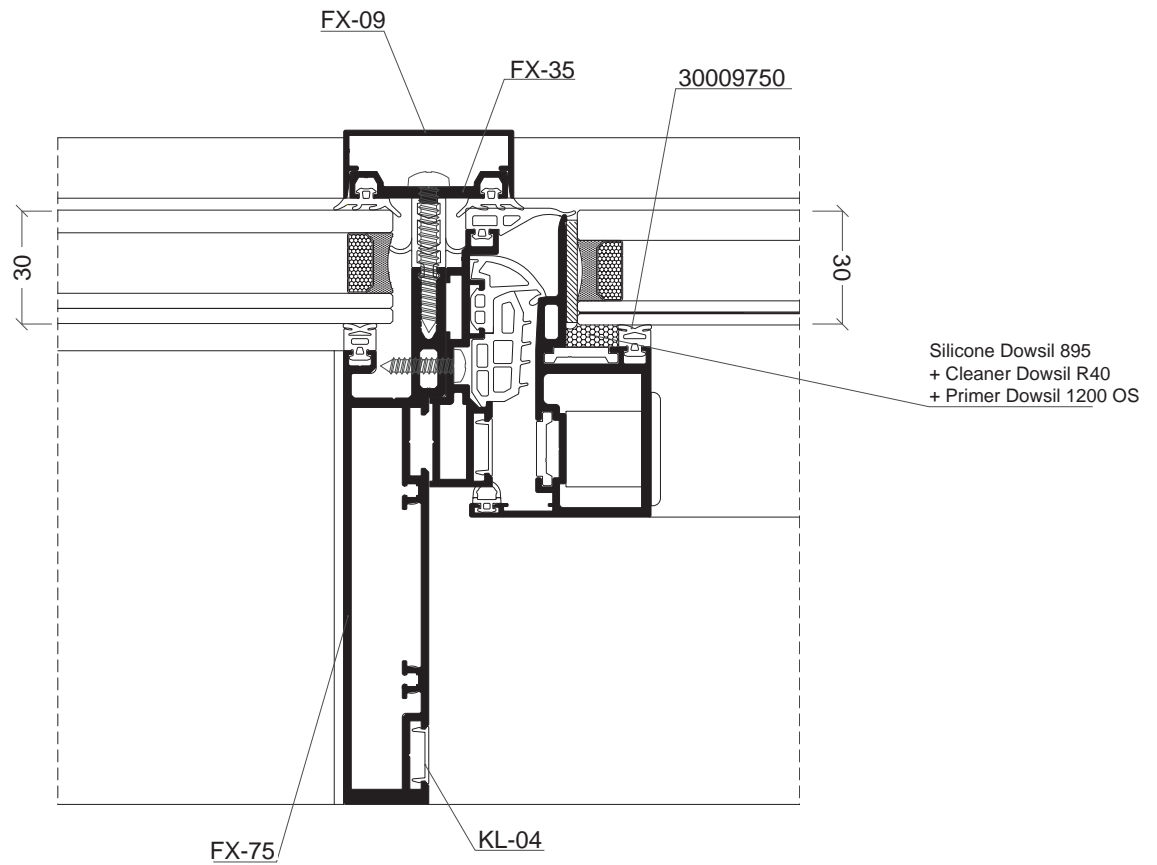
Possibilidade de aberturas projectante o practicable.

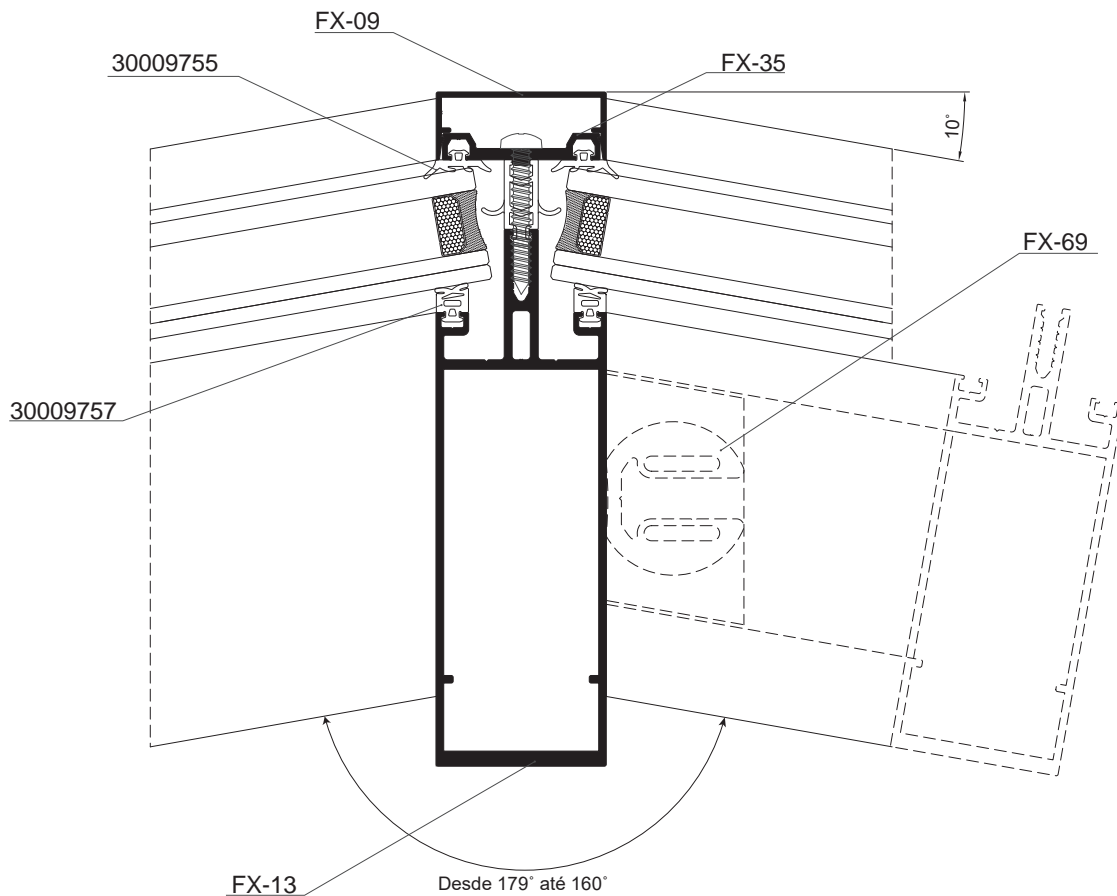
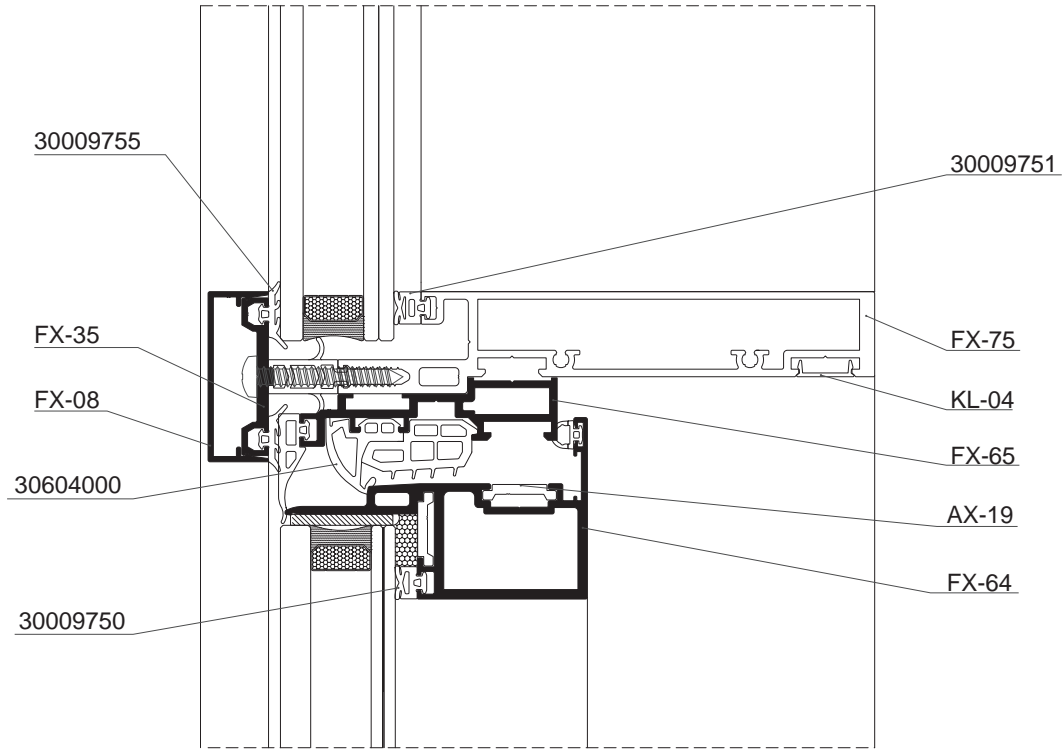
Incluye un sistema de ventana minimalista para una o dos hojas con herrajes oscilo-practicable oculta accionada a través de una manilla inovadora oculta.
Acristalamiento desde 8mm hasta 48mm.

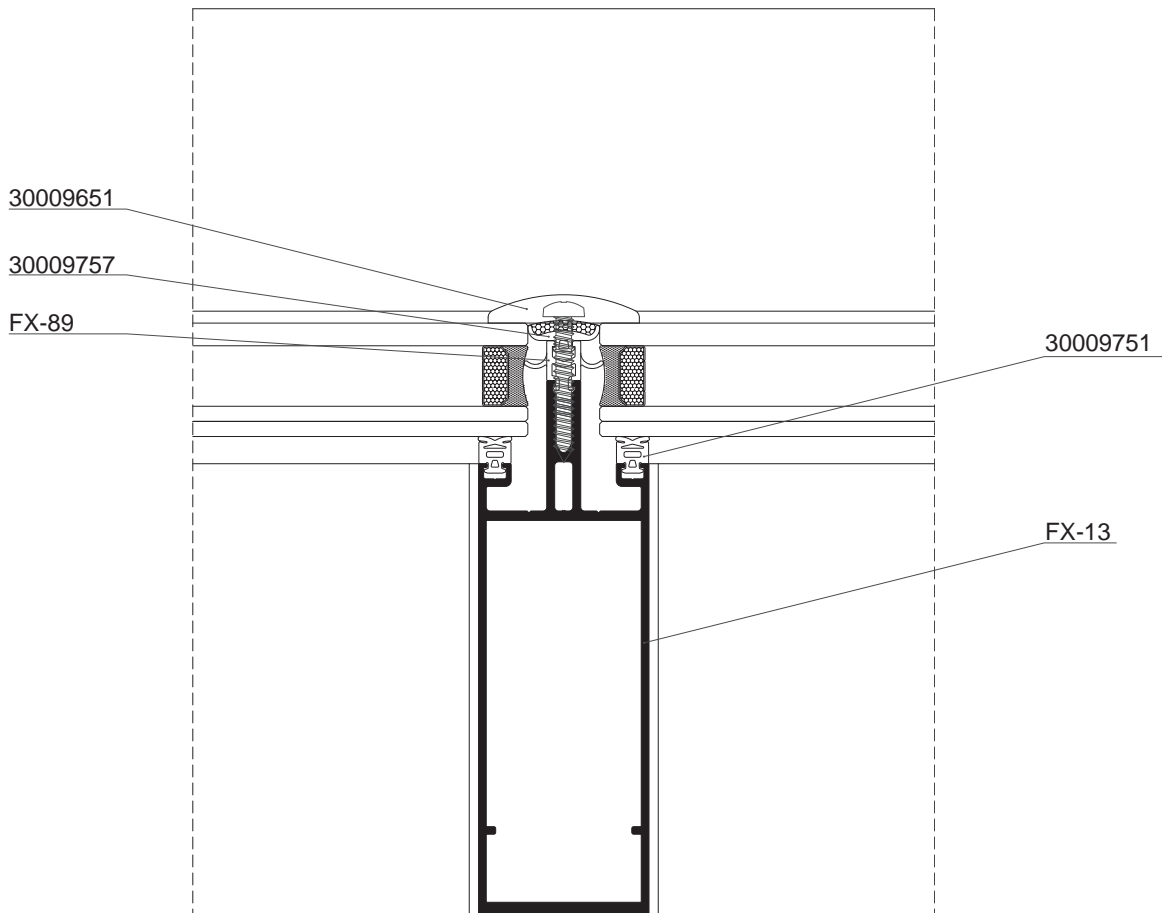
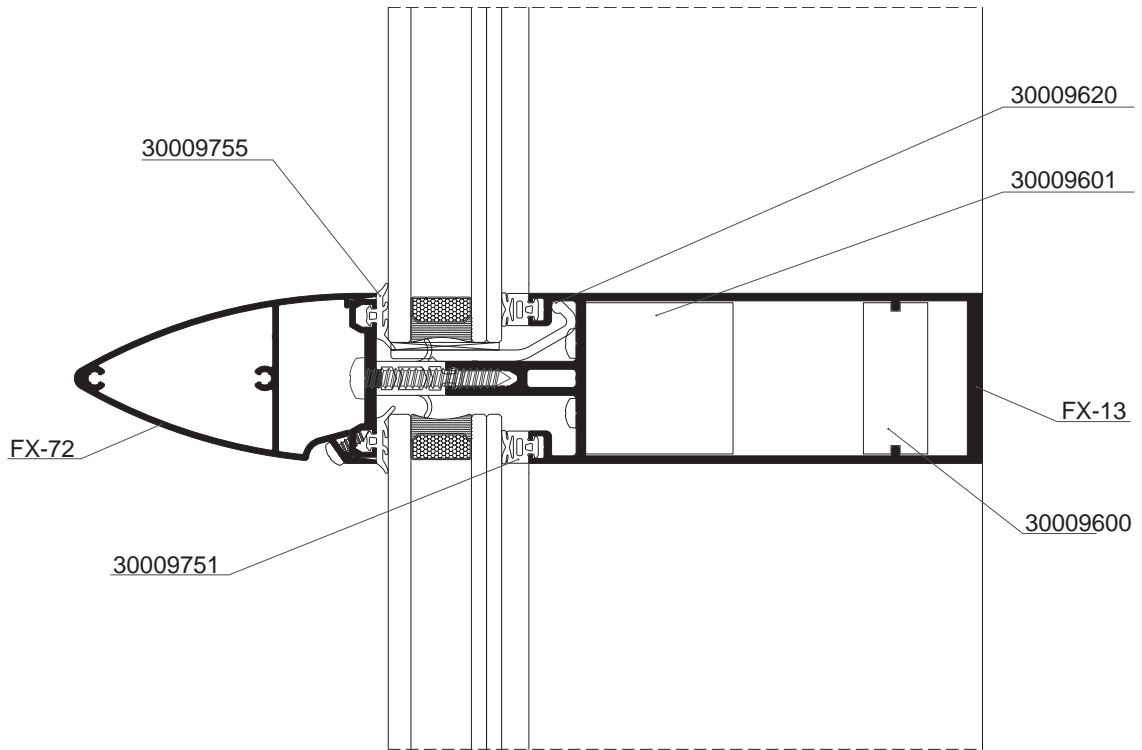


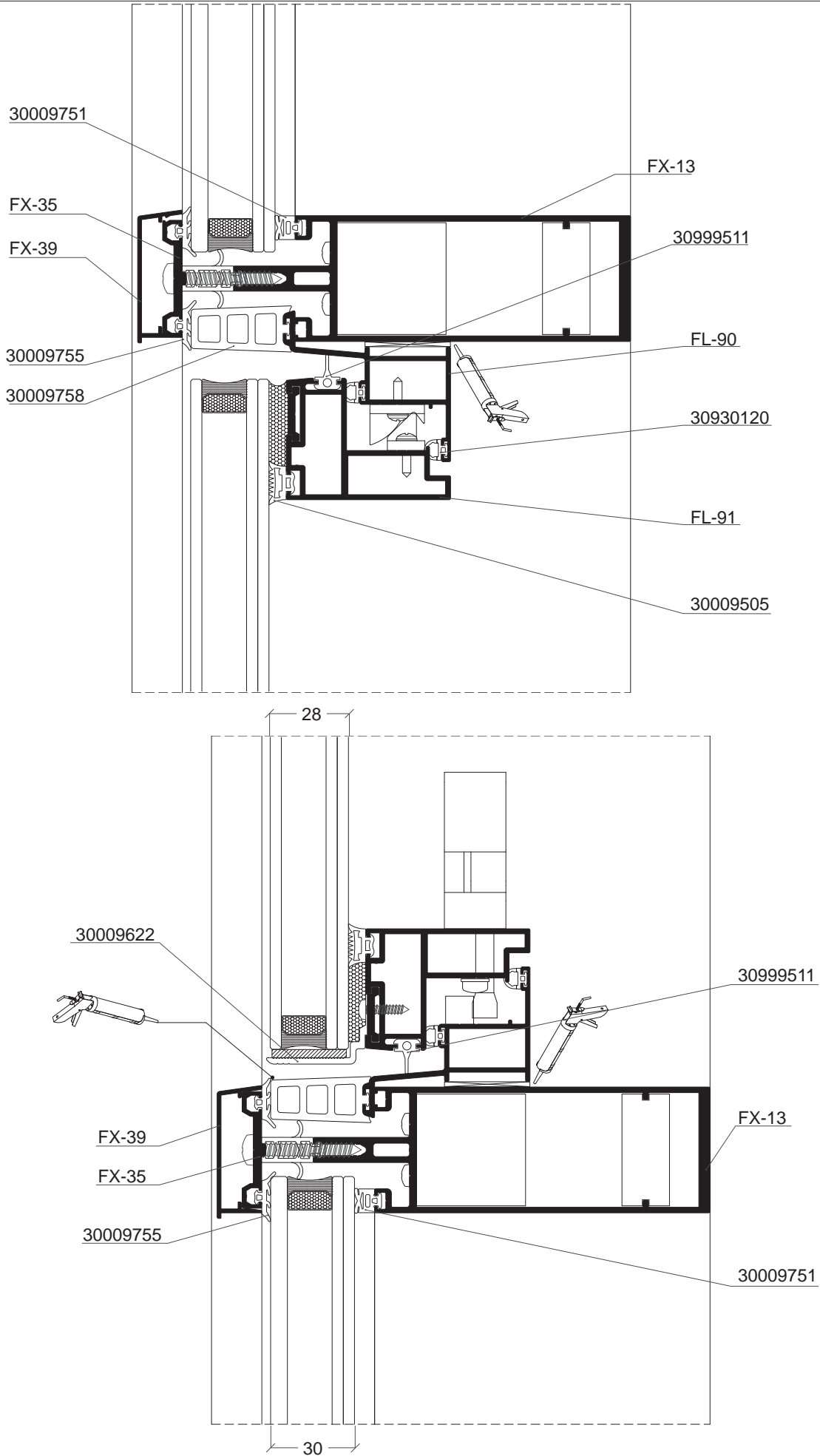


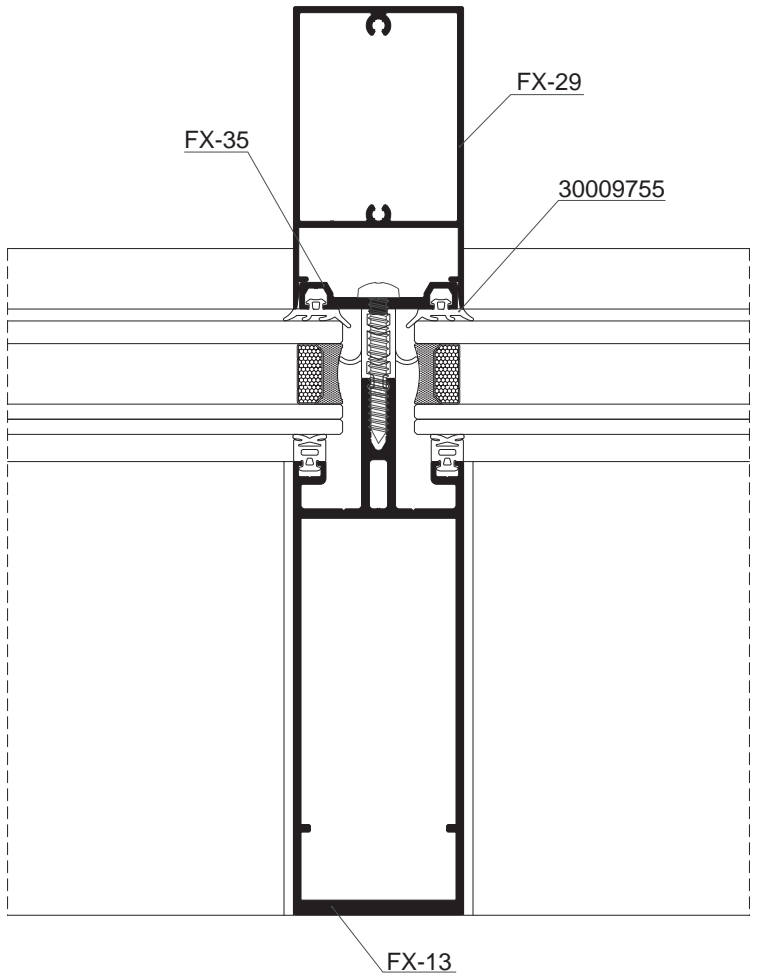
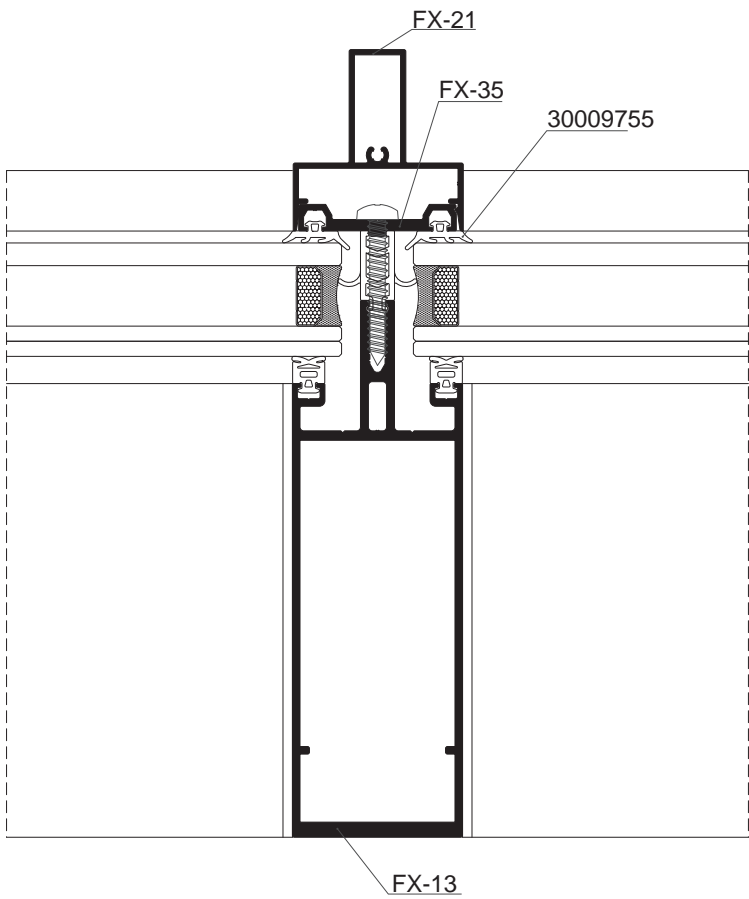
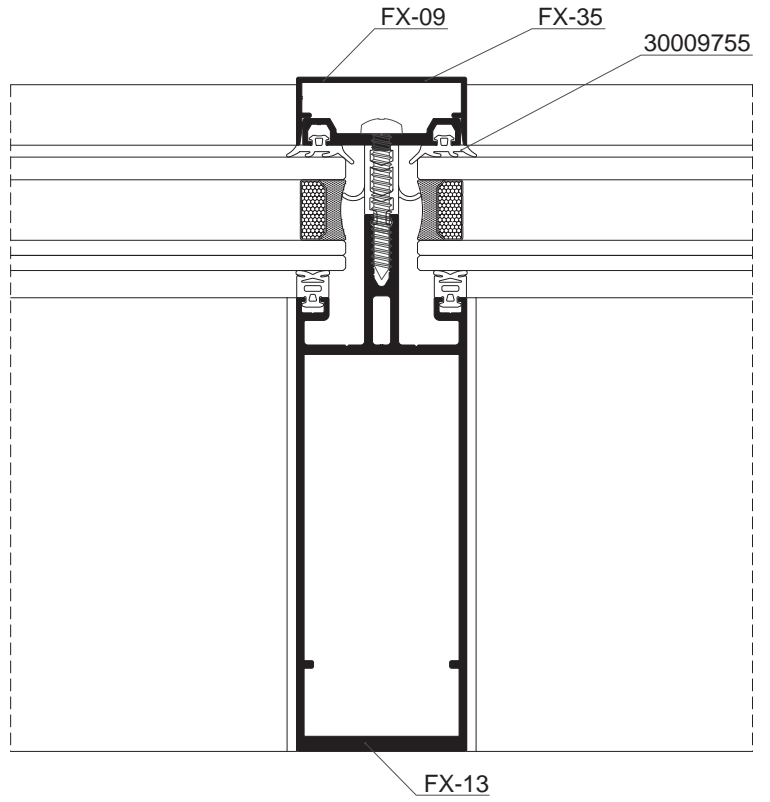
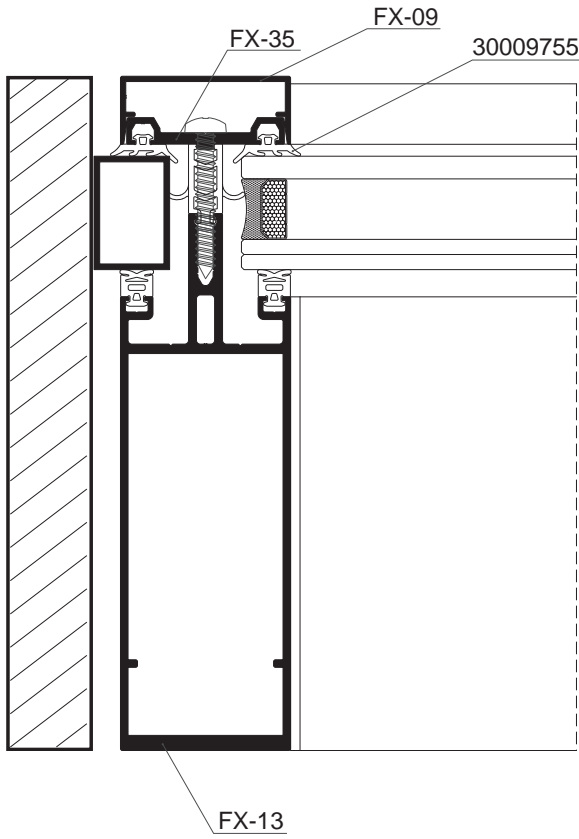


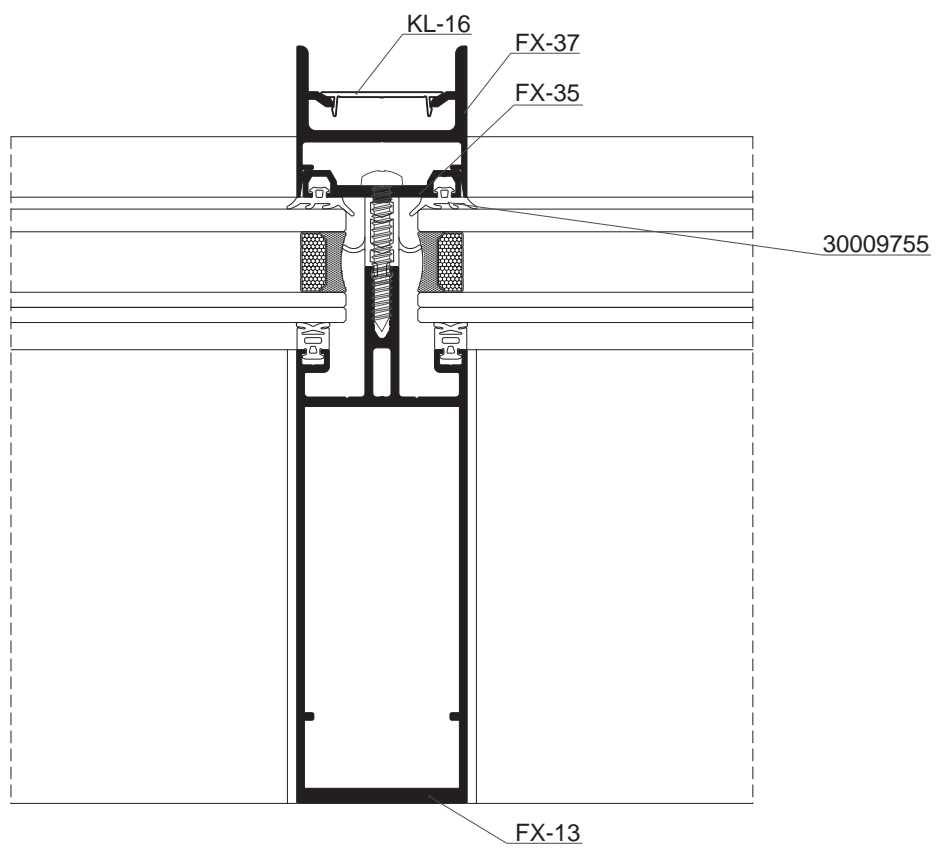
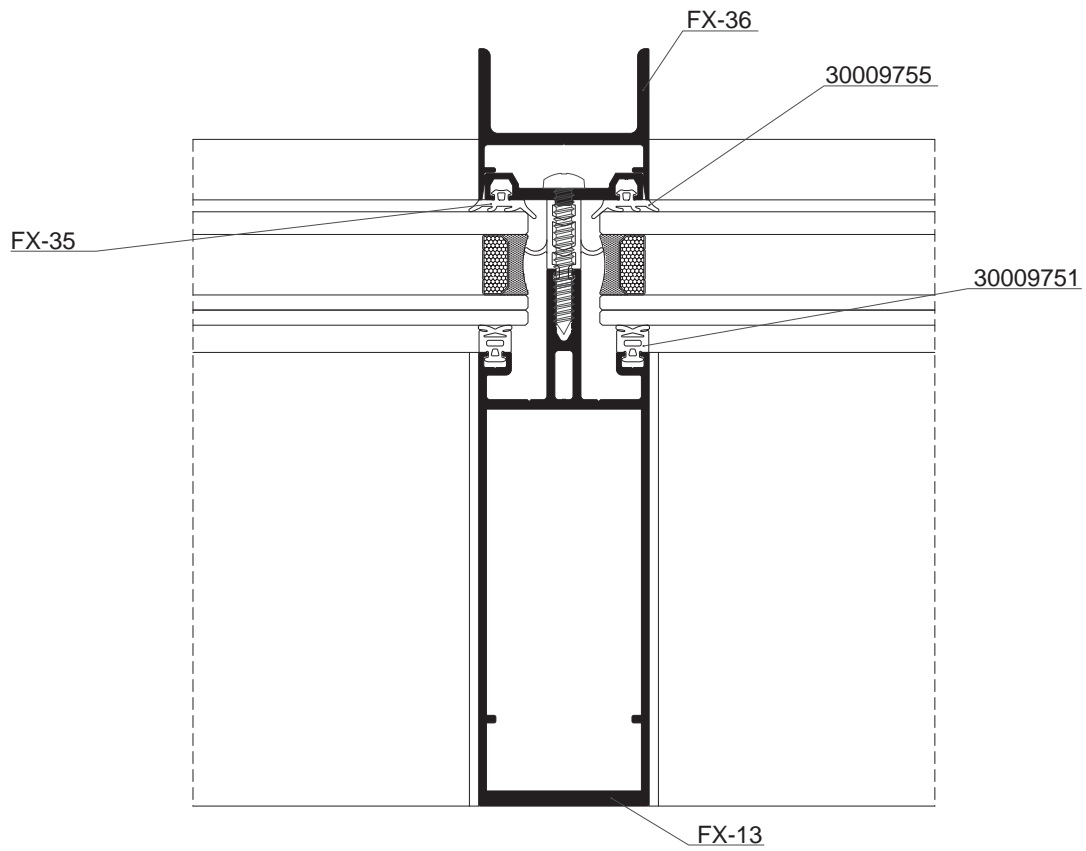


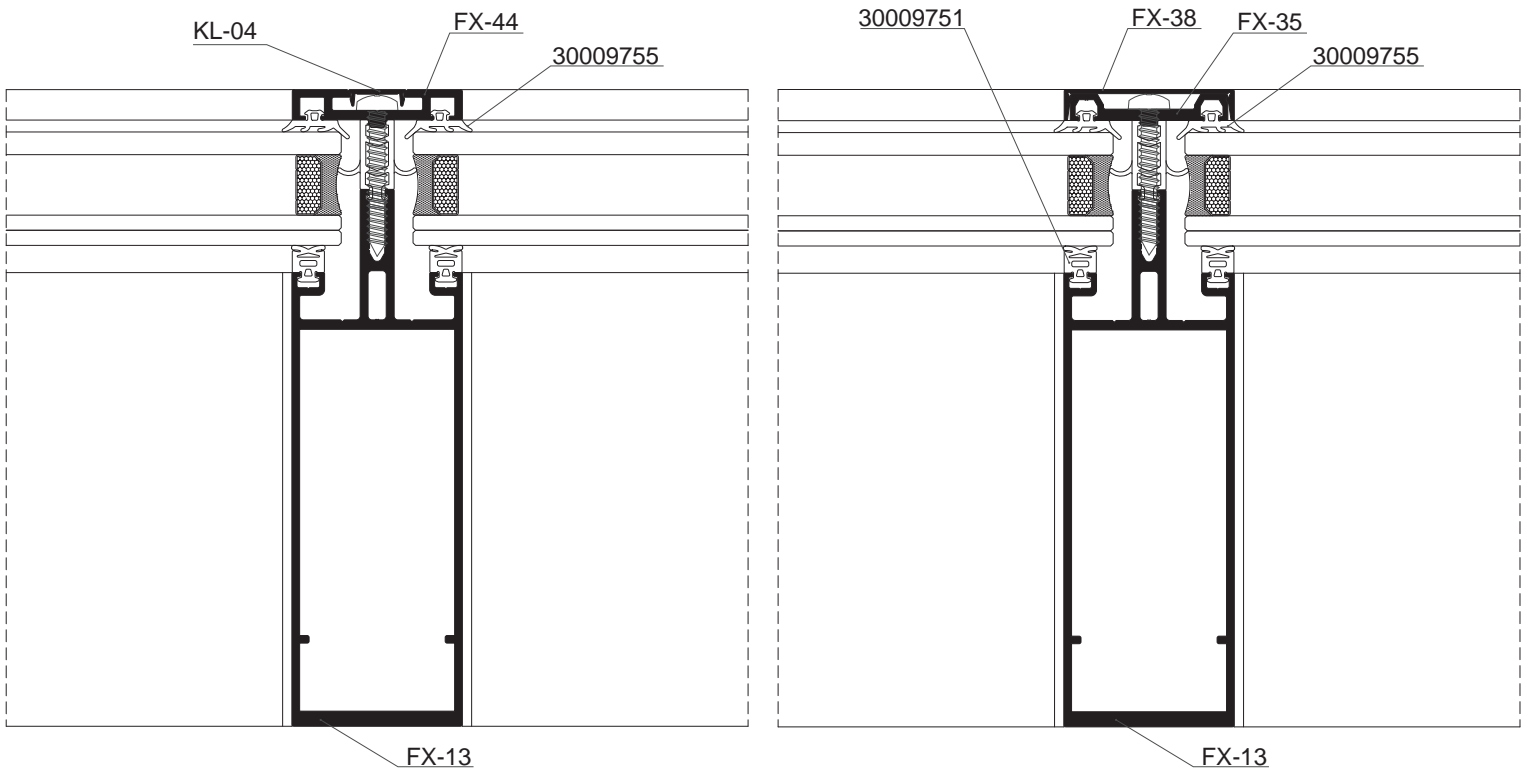
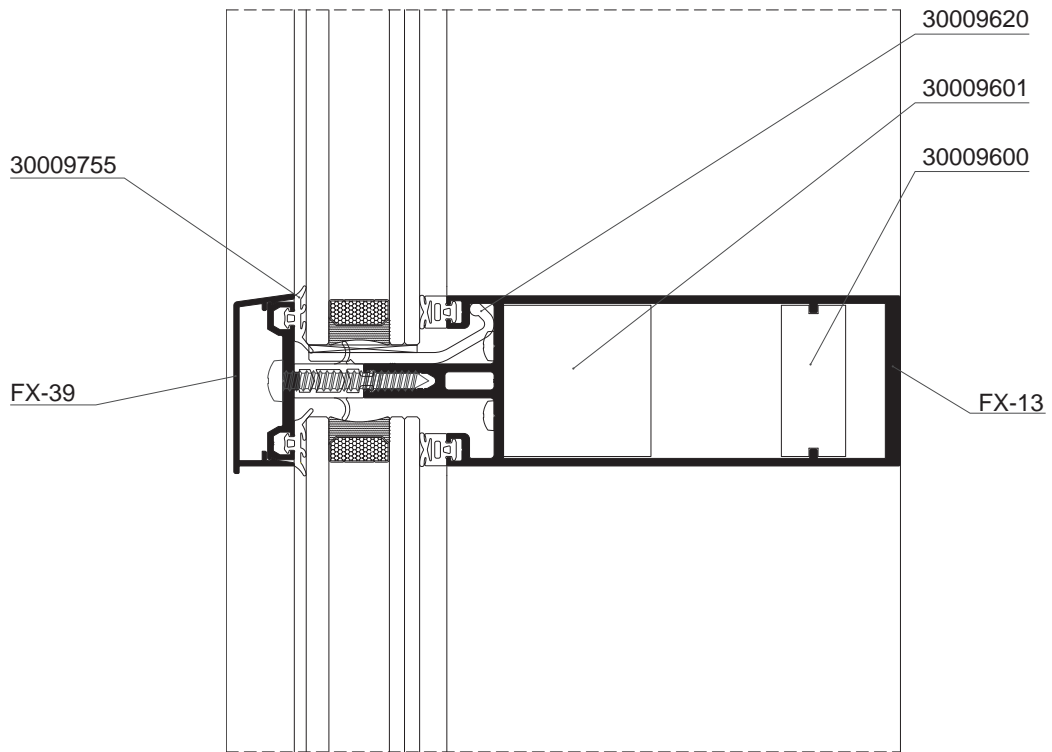


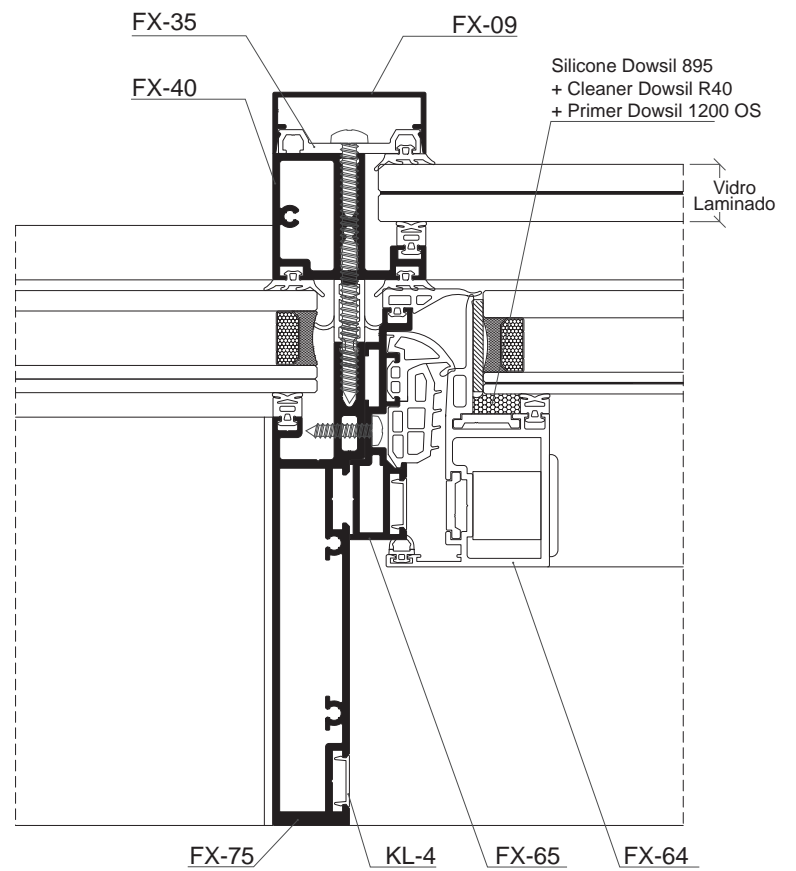
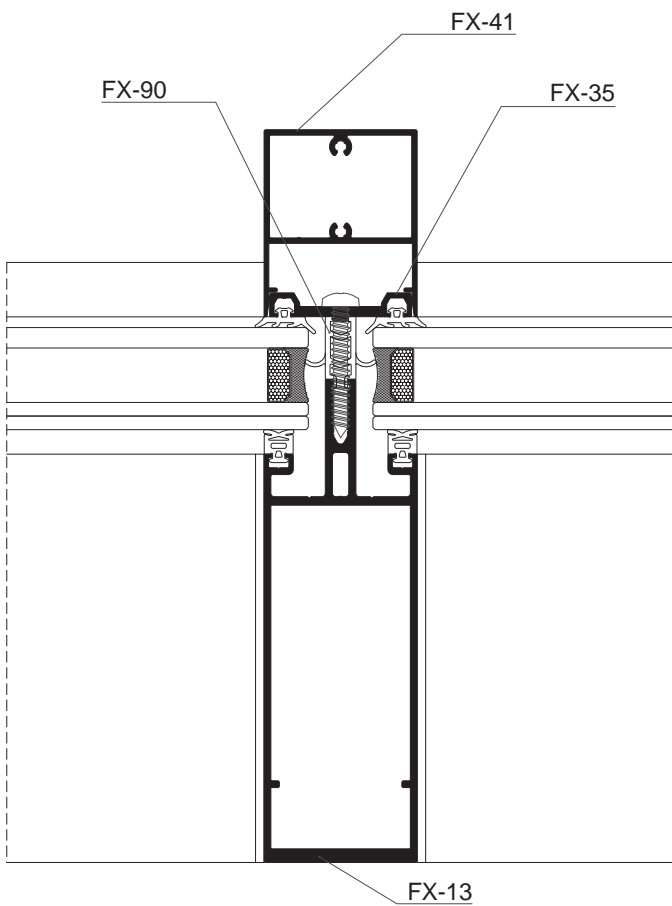












www.anicolor.pt



**FACHADA
INTERCALAR**

**MURO CORTINA
INTERCALAR**

FX

FACHADA FX INTERCALAR

CARACTERÍSTICAS

Os perfis de alumínio são extrudidos na liga de alumínio 6060 T5 para arquitectura de acordo com a norma NP EN 12020-02.

O sistema FX – Fachada Intercalar é um produto constituído por um conjunto de perfis, juntas e acessórios, que permite realizar tipologias de fachadas tipo cortina em alumínio e vidro, utilizando uma estrutura base composta por montantes e travessas com inclusão de caixilhos fixos ou móveis sendo imperceptível a sua distinção pelo exterior.

Nesta tipologia de sistema a colocação de vidros realiza-se mediante a fixação de presilhas em alumínio, que são aparafusados ao cabeçote dos montantes/travessas e as presilhas encaixam numa calha técnica, que é selada juntamente aquando da fabricação do vidro. A junta entre os diversos vidros é selado com silicone estrutural preto ou com uma junta em E.P.D.M preto. Deste modo, o vidro oculta totalmente os perfis, adquirindo este tipo de fachada, uma vista exterior só de vidro, proporcionando assim um efeito tipo VEC - Vidro Exterior Colado.

A secção dos montantes e travessas é de 45mm, visível apenas do interior.

Ambos os perfis apresentam canais de drenagem e ventilação que garantem, juntamente com o sistema de juntas de EPDM, uma estanquidade e permeabilidade máximas.

CARACTERÍSTICAS TÉCNICAS DO SISTEMA

Montantes e travessas de 45mm de vista;
Montantes desde 15mm e 250mm de profundidade e inércia adequada;
Reforço em perfil de alumínio ou em aço galvanizado;
União montante-travessa em corte recto;
Ligação montante-travessa através de união frontal e topo de estanquidade para absorção das eventuais dilatações térmicas;
Amarração dos montantes à laje através de peças devidamente dimensionadas;
Estanquidade da estrutura assegurada por tripla vedação através de juntas em EPDM de qualidade marítima;
Vão de abertura de tipologia projectante indiferenciável do exterior dos vãos fixos;

POSSIBILIDADES DE ABERTURA

A abertura projectante, é realizada por intermédio de compassos em aço inox com uma resistência até 180 kg. Nas folhas projectantes, a colocação de vidros realiza-se mediante bastidores em perfil perimetral, nos quais se coloca um perfil especialmente anodizado, para permitir a colagem com silicone estrutural.

ACABAMENTOS

Toda a perfilaria de alumínio permite todas as possibilidades de acabamento: lacado, lacado decorativo (madeira) ou anodizado.

MURO CORTINA FX INTERCALAR

CARACTERÍSTICAS DEL SISTEMA

Los perfiles de aluminio son extrudidos en aleación de aluminio 6060 T5 para arquitectura de acuerdo con la norma NP EN 12020-02.

El sistema FX– Fachada Intercalar es un producto compuesto por un conjunto de perfiles, juntas y accesorios, que permite crear tipos de fachadas cortina de aluminio y vidrio, utilizando una estructura base compuesta por montantes y travesaños con inclusión de marcos fijos o móviles, siendo imperceptible su distinción desde el exterior.

En este sistema de fachada, la colocación del vidrio se realiza mediante la fijación de abrazaderas de aluminio, que se atornillan a la cabeza de los montantes / travesaños y las abrazaderas encajan en un carril técnico, que se sella entre sí cuando se fabrica el vidrio. La junta entre los diversos vidrios es sellado con silicona estructural negro o con una junta n E.P.D.M. negro. De esta forma, el vidrio oculta completamente los perfiles, adquiriendo este tipo de fachada, una vista exterior realizada únicamente en vidrio, con una junta de 25 mm, proporcionando así un efecto VEC - Vidrio Exterior Encolado.

La sección de los montantes y travesaños es de 65mm, visible solo del interior. Ambos los perfiles presentan canales de drenaje y ventilación que junto con el sistema de juntas de EPDM, garantizan la máxima estanquidad y permeabilidad.

CARACTERÍSTICAS TÉCNICAS DEL SISTEMA

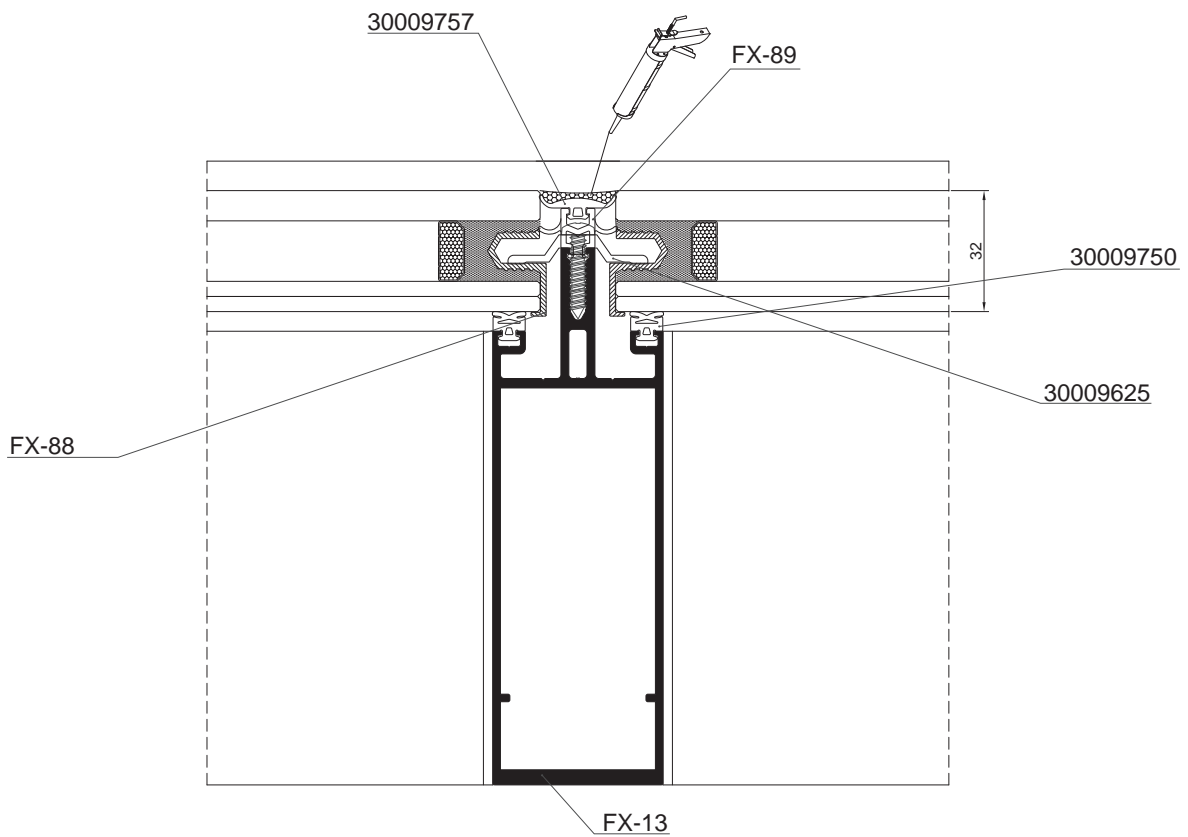
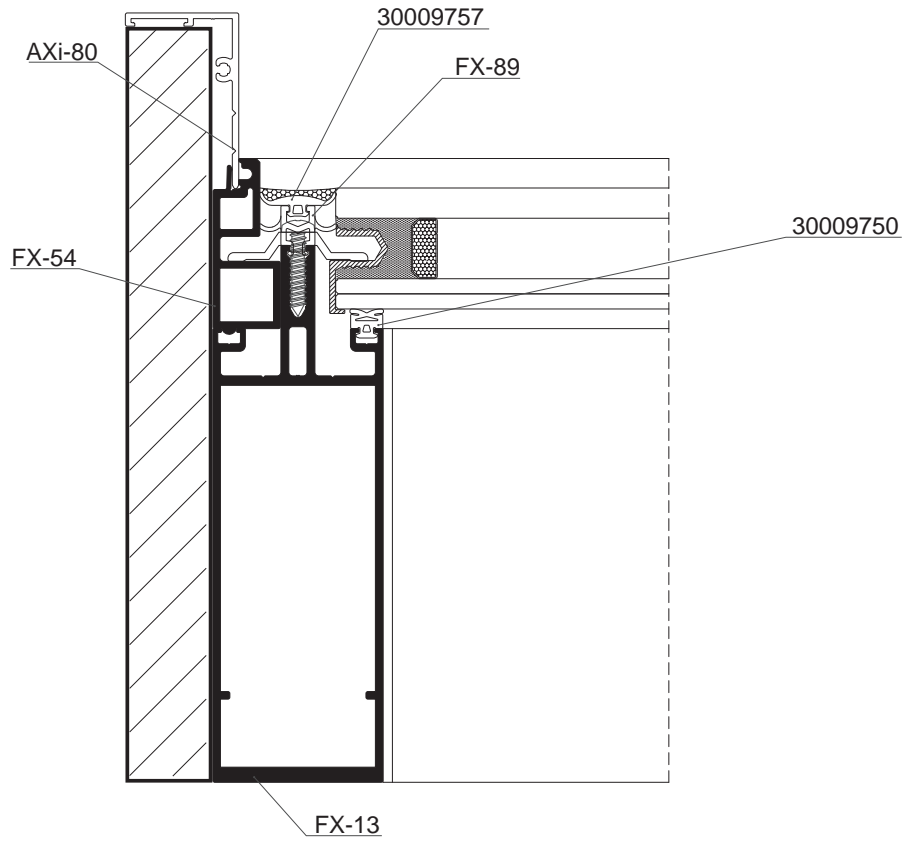
Montantes y travesaños de 45mm;
Montantes de 15mm y 250mm de profundidad y inercia adecuada;
Refuerzo en perfil aluminio o acero galvanizado;
Unión montante-travesaño en corte recto;
Ligación montante-travesaño a través de la unión frontal y topo de estanquidad para absorción de cualquier expansión térmica;
Colocación de los montantes en la losa a través de piezas debidamente dimensionadas;
Estanquidad de la estructura fija por tripla vedación a través de juntas en EPDM de calidad marítima;
Hueco de apertura proyectante indiferenciado del exterior de los huecos fijos;

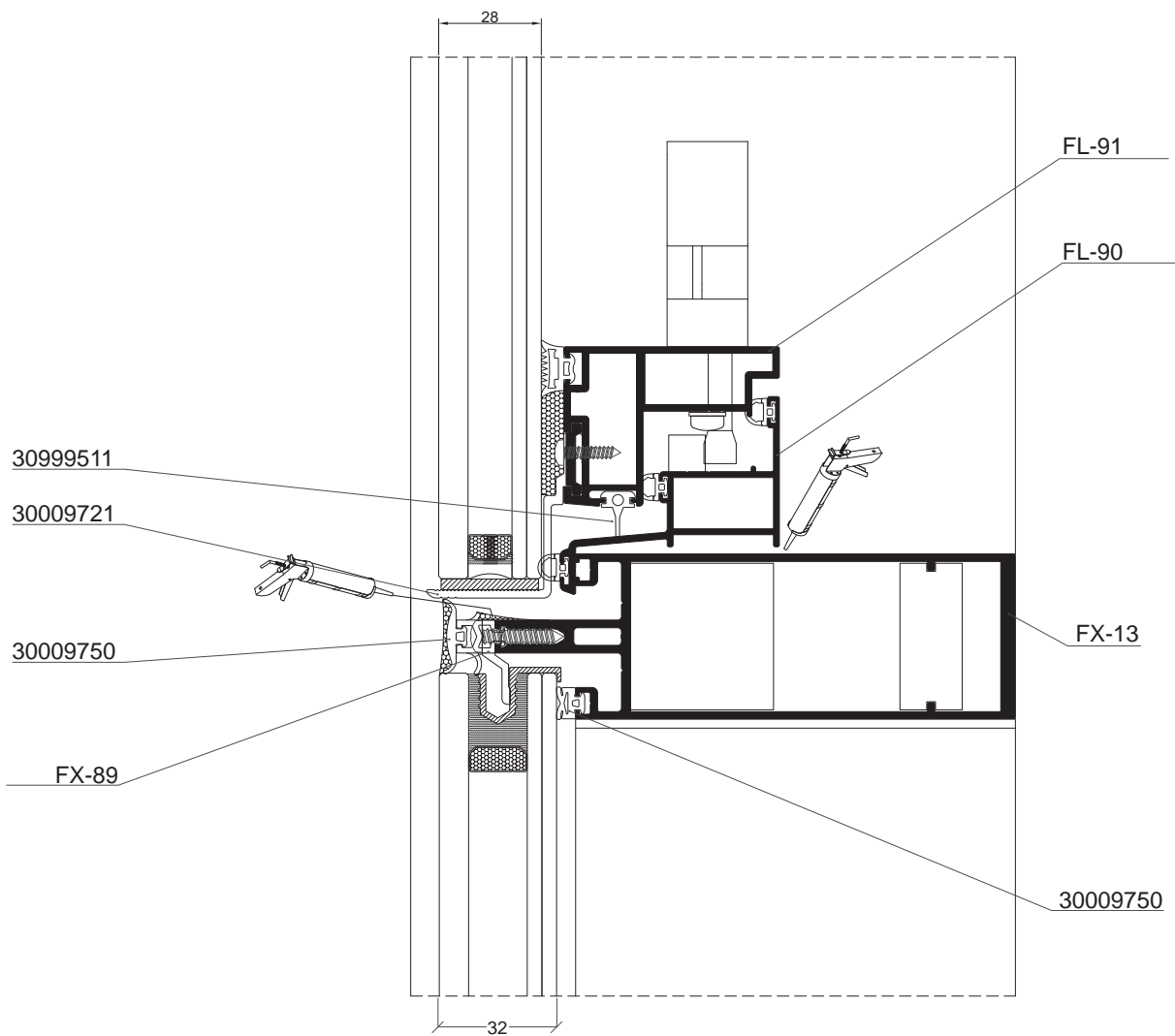
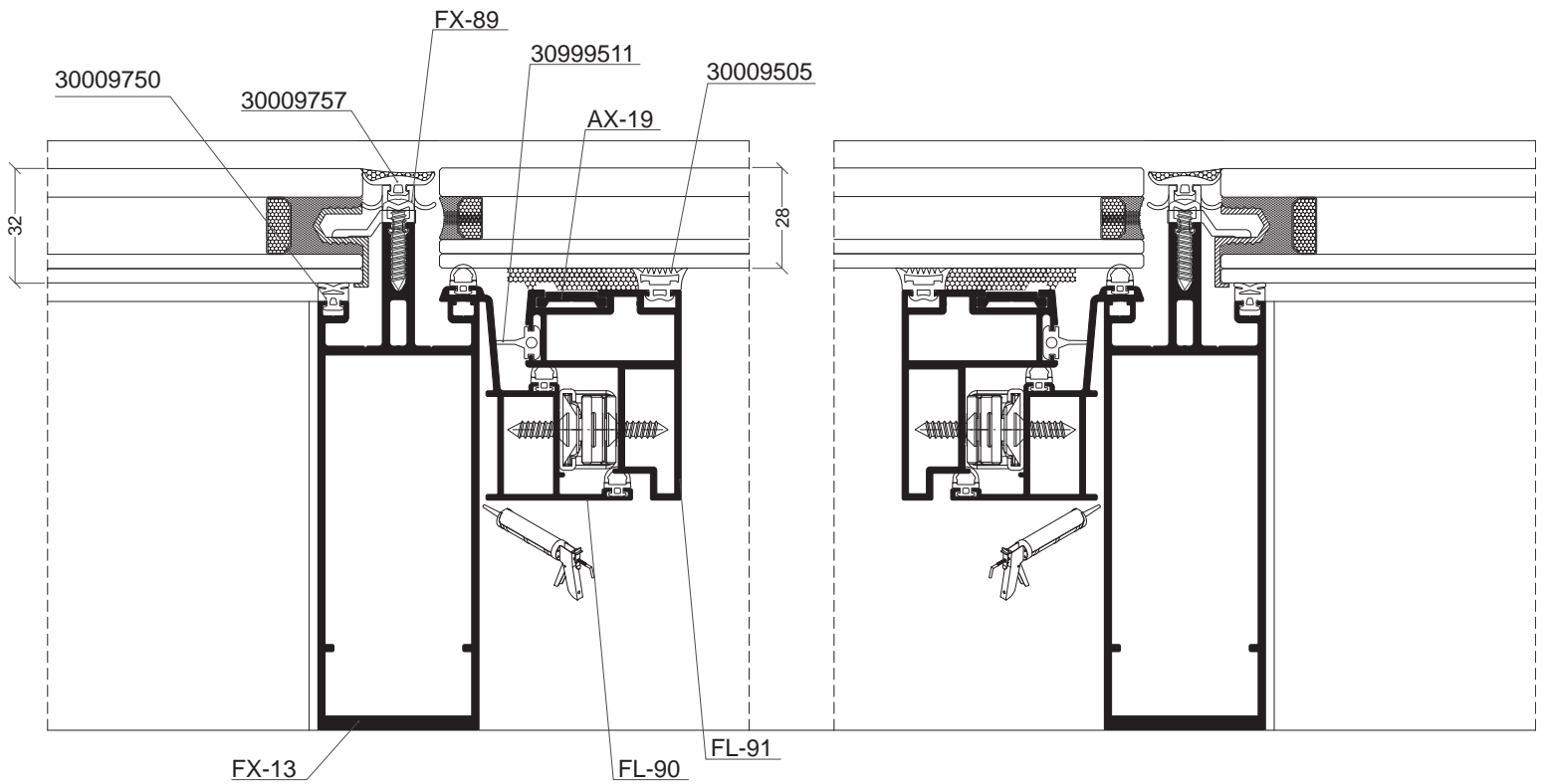
POSSIBILIDAD DE APERTURA

La apertura proyectante, es hecha con compazos de acero inox con una resistencia hasta 180Kg. En la hoja proyectante, la colocación de vidrios se realiza con bastidores del perfil perimetral en que se coloca un perfil especialmente anodizado, para permitir la unión con silicona estructural.

ACABAMIENTOS

Todos los perfiles de aluminio permiten las posibilidades de acabado: lacado, lacado decorativo (madera) o anodizado.







anicolor
Sistemas de Aluminio

PORTUGAL

ALGARVE

AVEIRO

CASTELO BRANCO

CHAVES

COIMBRA

GUARDA

LEIRIA

LISBOA

MINHO

PORTO

S.J. DA MADEIRA

UISEU

ESPANHA

CÁDIS

CORDOBA

IBIZA

JAÉN

LEÓN

MADRID

MÁLAGA

MAIORCA

MÚRCIA

OURENSE

SEVILHA

VALÈNCIA

