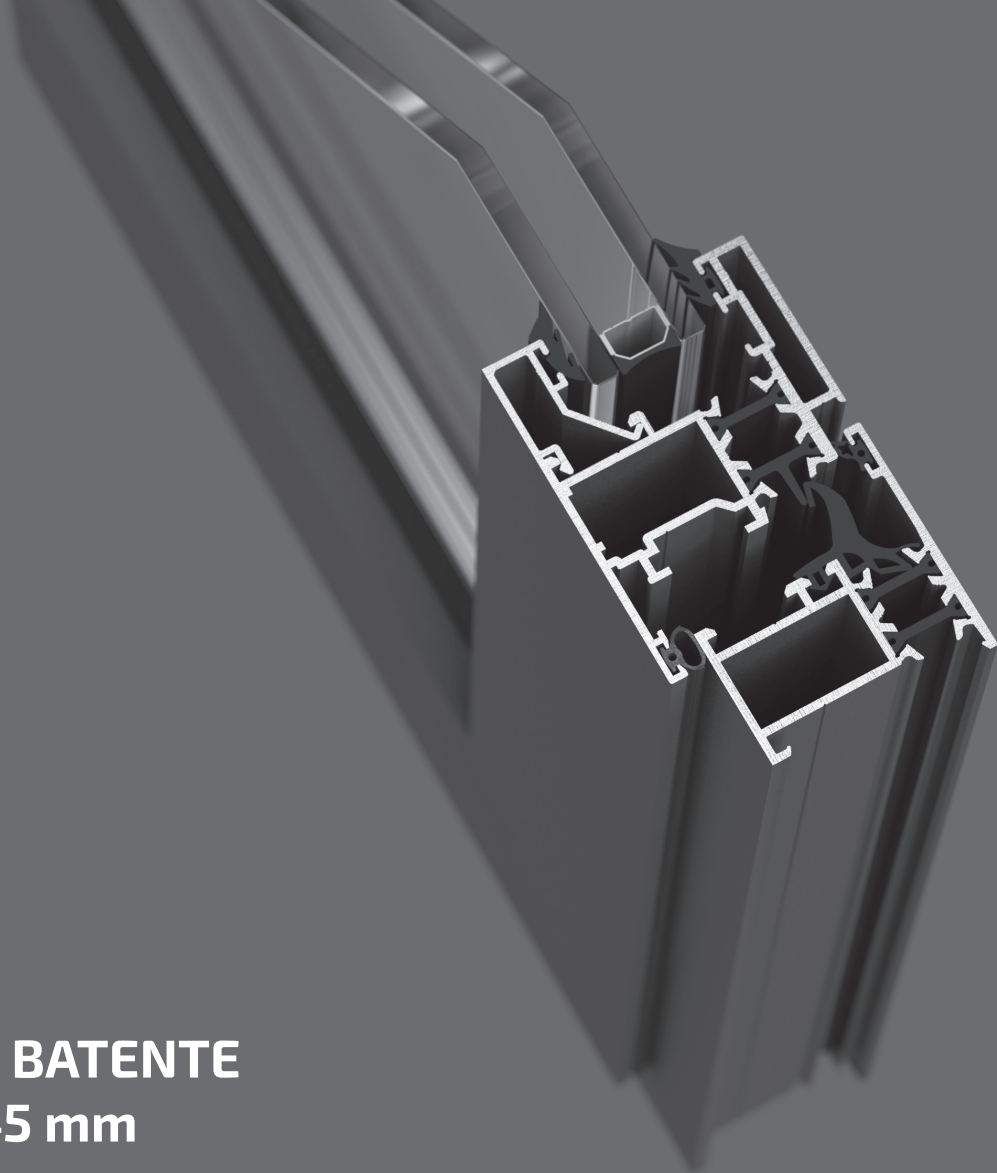


www.anicolor.pt



**SISTEMA DE BATENTE
COM RPT - 45 mm**

**SISTEMA PRACTICABLE DE CANAL EUROPEO
CON RPT - 45 mm**

AXi

 **anicolor**
Sistemas de Alumínio

SISTEMA AXi

Sistema de batente com RPT - 45 mm

CARACTERÍSTICAS DO SISTEMA

Sistema de batente com rotura térmica e de elevadas prestações térmicas e acústicas. O sistema AXi possibilita a execução de 4 versões de caixilharia:

1. linha recta
2. linha curva
3. linha tradição
4. linha oval

O sistema AXi permite a aplicação de vidros duplos e triplos de modo a responder às exigências de isolamento térmico e acústico.

PERFIS DE ALUMÍNIO

Os perfis de alumínio são extrudidos na liga de alumínio 6060 para arquitetura de acordo com norma NP EN 12020-02.

Perfis com rotura térmica obtida por inserção de varetas isolantes de poliamida de 14.6 mm reforçadas com 25% de fibra de vidro.

Espessura média dos perfis de alumínio de 1.5 mm para janelas e de 1.7 mm para portas.

AROS FIXOS

Secção dos aros fixos de 45 mm ou 70 mm;

Aros fixos com esquadro para montagem a meia esquadria;

Aros fixos tradicionais para mercado interno;

Aros fixos com clip exterior e aba de remate direta de 25 mm ou 45 mm;

Aros fixos com clip exterior e interior para aplicação de remate de 30 mm.

AROS MÓVEIS

Secção dos aros móveis de 53 mm.

Enchimento para vidro simples ou duplo de 4 mm a 37 mm.

Aros móveis de linha recta, curva, tradição ou oval (sem bite).

Aros móveis com esquadro para montagem a meia esquadria.

Perfil inversor de linha recta.

DIMENSIONAMENTO E MANOBRABILIDADE

Dimensões mínimas - máximas de folha: 400 mm - 1500 mm (L); 400 mm - 2700 mm (H).

Possibilidades de abertura: fixo, batente interior 1 ou 2 folhas com oscilo-batente, exterior, basculante, projectante, pivotante, harmónio e oscilo-paralela.

Estanquidade assegurada através de juntas triplas em EPDM.

Possibilidade de abertura com micro-ventilação

PERFORMANCES

Sistema certificado por laboratório credenciado, notificado para Ensaio Tipo Inicial (ITT) de acordo com a norma de produto EN 14351-1 para efeitos de Marcação CE.

Categorias alcançadas na avaliação do sistema AXi tipologia janela:

1. Permeabilidade ao ar: Classe 4 (norma de ensaio EN 1027 e EN 1026)
2. Estanquidade à água: Classe E900 (norma de ensaio EN 12208 e EN 1027)
3. Resistência ao vento: Classe C5 (norma de ensaio EN 12210 e EN 12211)

Categorias alcançadas na avaliação do sistema AXi tipologia porta:

1. Permeabilidade ao ar: Classe 4 (norma de ensaio EN 1027 e EN 1026)
2. Estanquidade à água: Classe 8A (norma de ensaio EN 12208 e EN 1027)
3. Resistência ao vento: Classe C3 (norma de ensaio EN 12210 e EN 12211)
4. Resistência à torção estática: Apto 350N (norma de ensaio EN 14609)

Coefficiente de transmissão térmica de vão de 2 folhas com 1.20 m x 1.50 m com vidro Ug = 0.7 W/m²K, com intercalar efeito "Warm Edge": Uw = 1.72 W/m²K

Coefficiente de atenuação acústica de vão de 2 folha com vidro 5/14/5: Rw (C; Ctr) = 36 dB (-3; -7)

Zonas de aplicação segundo RCCTE (em função do valor Ug): I1, I2, I3, V1, V2, V3.

SISTEMA AXi

Sistema practicable de canal europeo con RPT - 45 mm

CARACTERÍSTICAS DEL SISTEMA

Sistema practicable con rotura térmica y de elevado rendimiento térmico y acústico.

El sistema AXi possibilita la ejecución de 4 versiones de carpintería:

1. línea recta;
2. línea curva;
3. línea rústica;
4. línea oval.

El sistema AXi permite la aplicación de vidrios dobles de alto rendimiento por forma a responder a los requisitos de aislamiento térmico y acústico.

PERFILES DE ALUMINIO

Los perfiles de aluminio son extrudidos en aleación de aluminio 6060 para arquitectura de acuerdo con la norma NP EN 12020-02. Perfiles con rotura térmica obtenida por inserción de varillas aislantes de poliamida de 14.6 mm reforzadas con 25% de fibra de vidrio.

Espesor medio de los perfiles de aluminio de 1.5 mm para ventanas y de 1.7 mm para puertas.

MARCOS

Profundidad de los marcos de 45 mm u 70 mm;

Marcos con escuadra para montaje a englete;

Marcos tradicionales;

Marcos con enganche exterior y solape de 25 mm u 45 mm;

Marcos con enganche exterior e interior para aplicación de solape de 30 mm.

HOJAS

Profundidad de las hojas de 53 mm;

Acristalamiento para vidrio simples o doble de 4 mm a 37 mm;

Hojas de línea recta, curva, rústico o oval (sin junquillo);

Hojas con escuadras para montaje a englete;

Perfil inversor de línea recta.

DIMENSIONAMIENTO Y MANIOBRABILIDAD

Dimensiones mínimas - máximas de hoja: 400 mm - 1500 mm (L); 400 mm - 2700 mm (H).

Possibilidades de abertura: fijo, practicable interior 1 u 2 hojas con oscilobatente, exterior, abatible, projectante, pivotante, plegable y oscilo-paralela.

Estanquidad asegurada mediante juntas triples de EPDM.

Possibilidade de abertura com micro-ventilação

ENSAYOS

Sistema certificado por laboratório credenciado, notificado para Ensayos Tipo Inicial (ITT) de acuerdo con la norma de producto EN 14351-1 para efectos de Marcado CE.

Categorias alcanzadas en los ensayos del sistema AXi tipologia ventana:

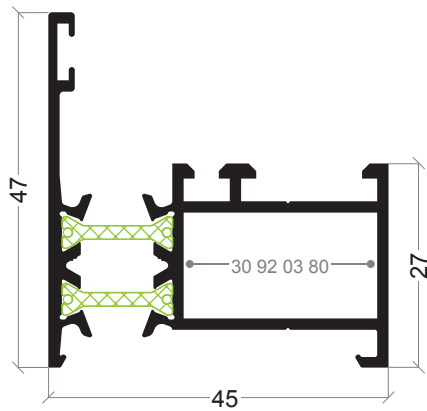
1. Permeabilidad al aire: Clase 4 (norma de ensayo EN 1027 y EN 1026)
2. Estanquidad al agua: Clase E900 (norma de ensayo EN 12208 y EN 1027)
3. Resistencia al viento: Clase C5 (norma de ensayo EN 12210 y EN 12211)

Categorias alcanzadas en los ensayos del sistema AXi tipologia puerta:

1. Permeabilidad al aire: Clase 4 (norma de ensayo EN 1027 y EN 1026)
2. Estanquidad al agua: Clase 8A (norma de ensayo EN 12208 y EN 1027)
3. Resistencia al viento: Clase C3 (norma de ensayo EN 12210 y EN 12211)
4. Resistencia a la torsión estática: Apto 350N (norma de ensayo EN 14609)

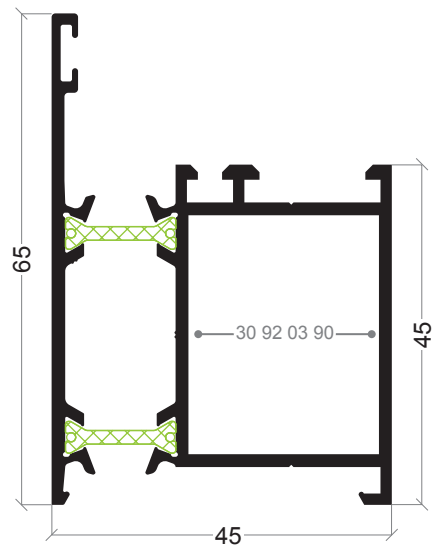
Coefficiente de transmisión térmica de hueco de 2 hojas con 1.20 m x 1.50 m con vidrio Ug = 0.7 W/m²K, con intercalar efecto "Warm Edge": Uw = 1.72 W/m²K

Coefficiente de atenuación acústica de hueco de 2 hojas con vidrio 5/14/5: Rw (C; Ctr) = 36 dB (-3; -7)



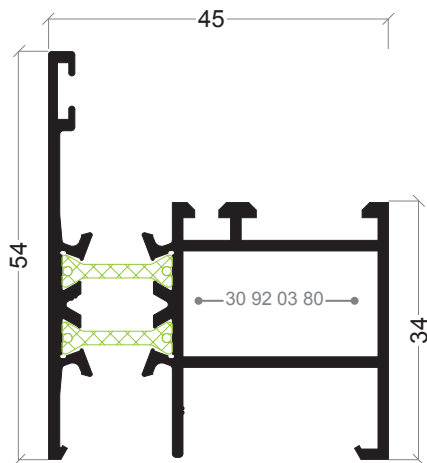
AXi-03

Aro fixo
Marco ventana



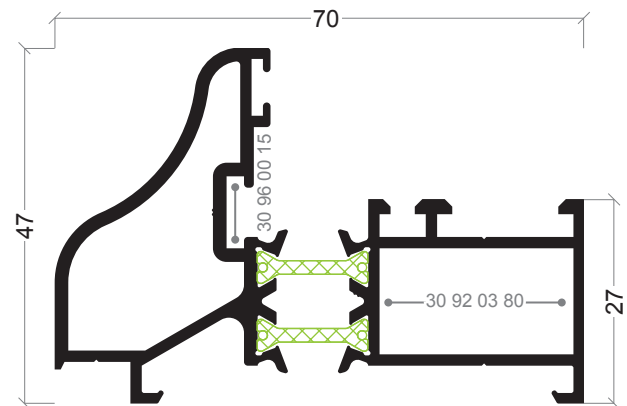
AXi-08

Aro fixo
Marco puerta



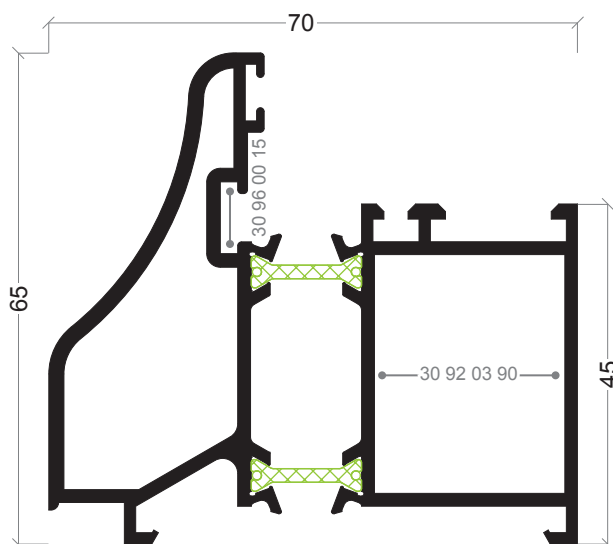
AXi-81

Aro fixo
Marco ventana intermedio



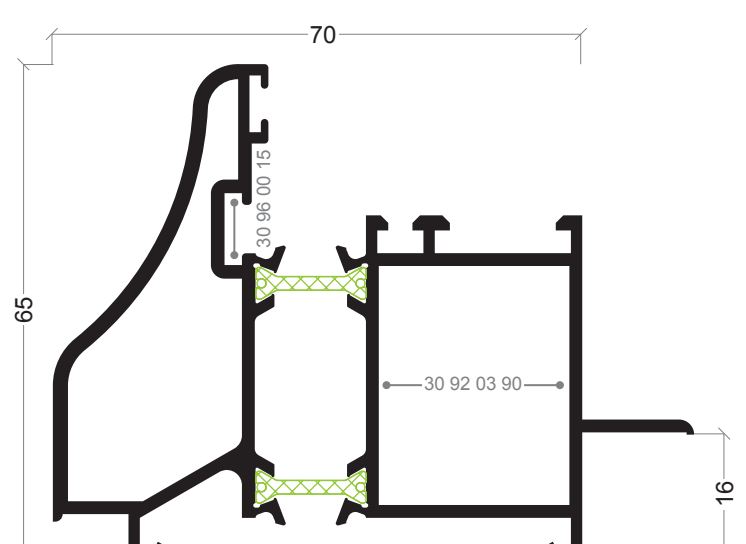
AXi-49

Aro fixo tradição
Marco ventana rústico



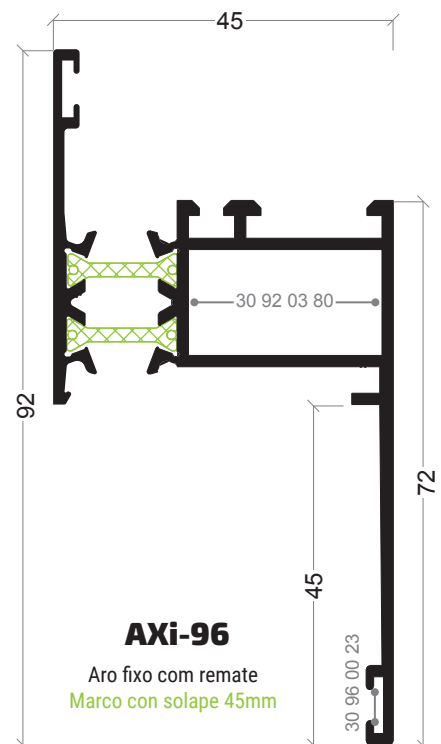
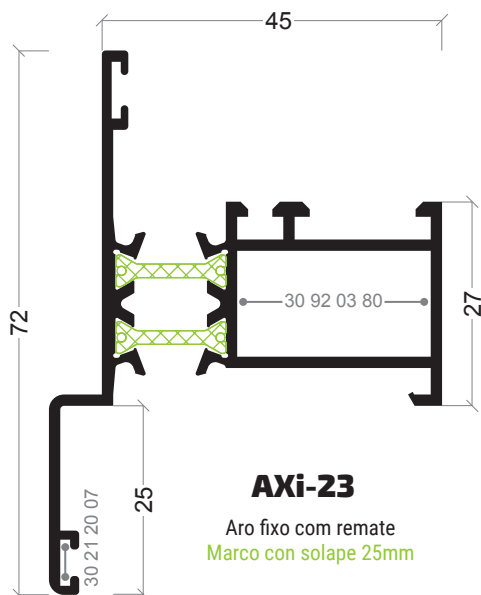
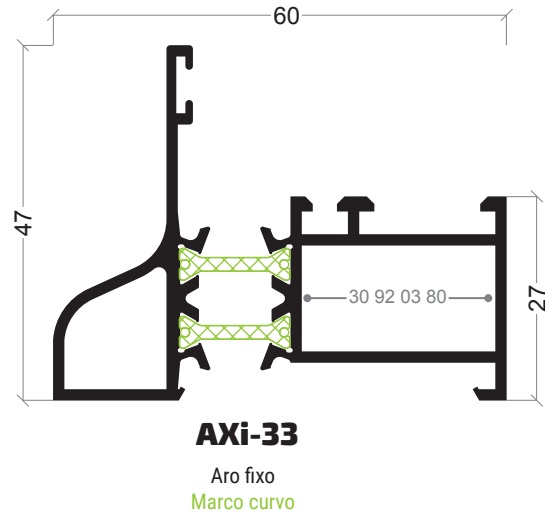
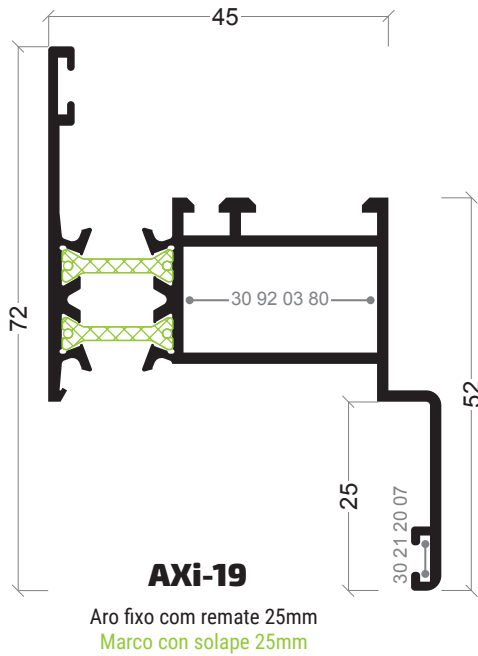
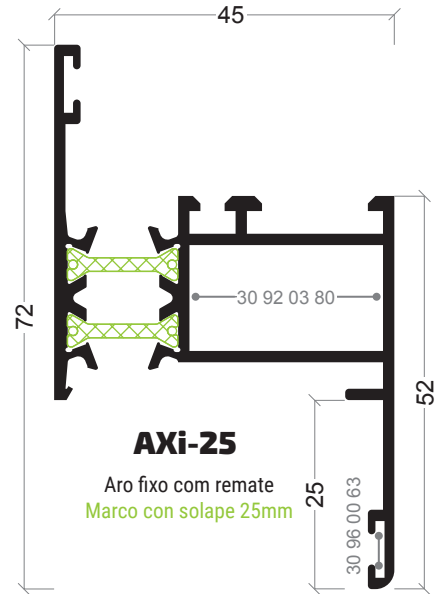
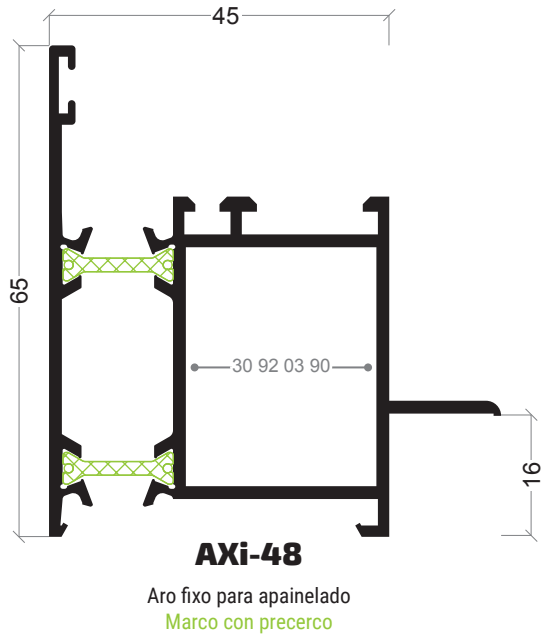
AXi-50

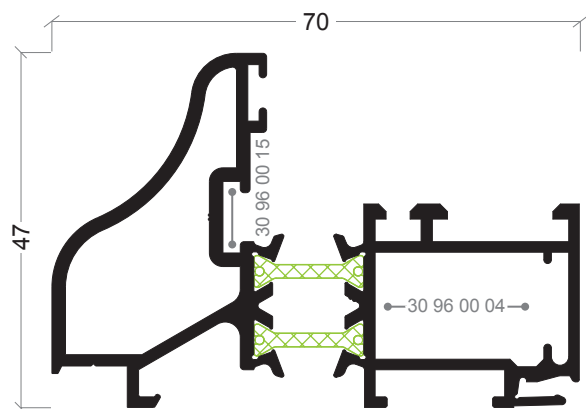
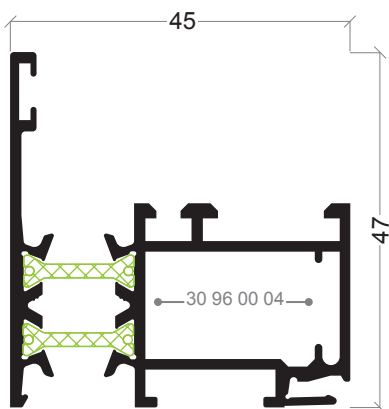
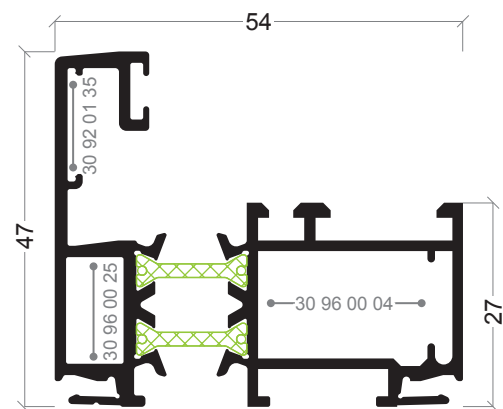
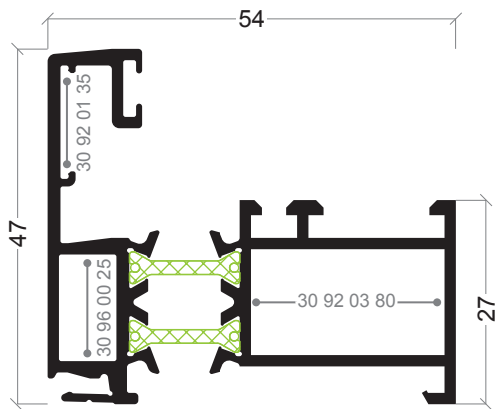
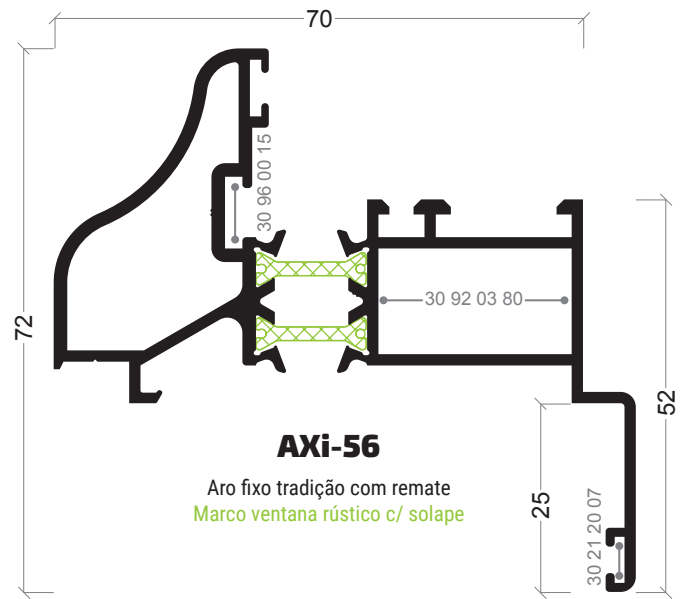
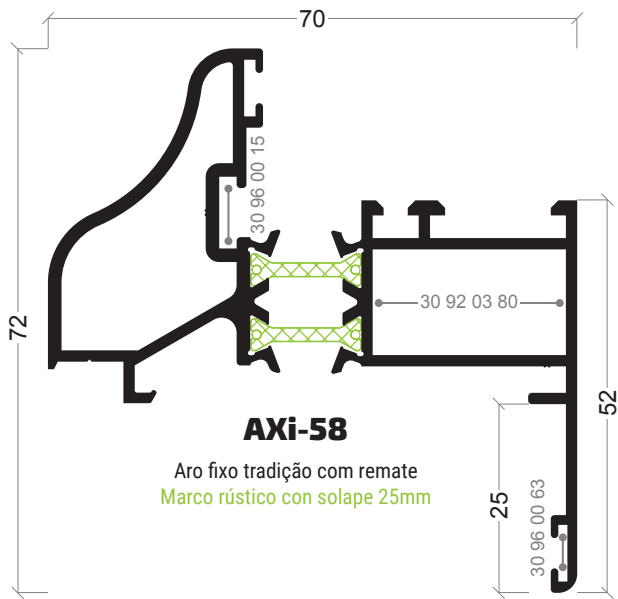
Aro fixo tradição
Marco puerta rústico

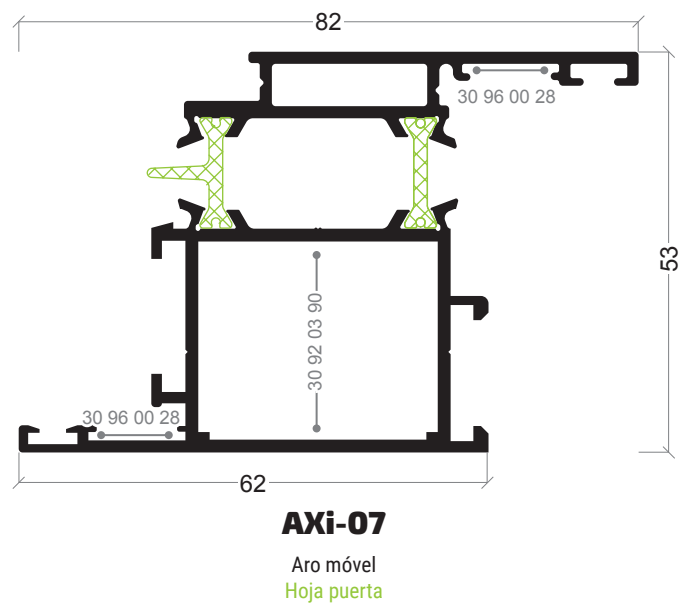
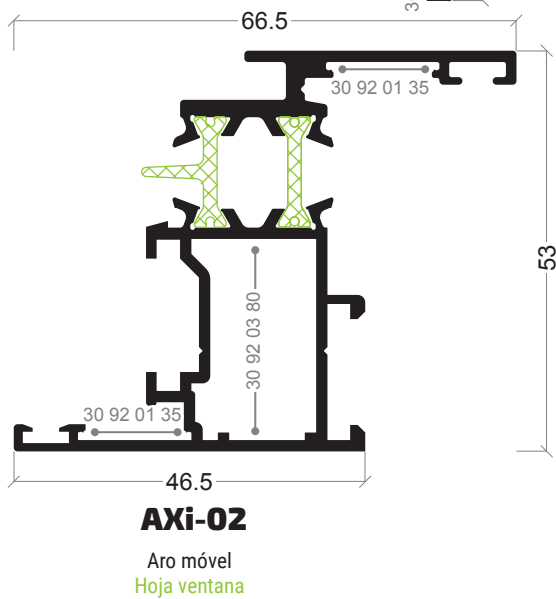
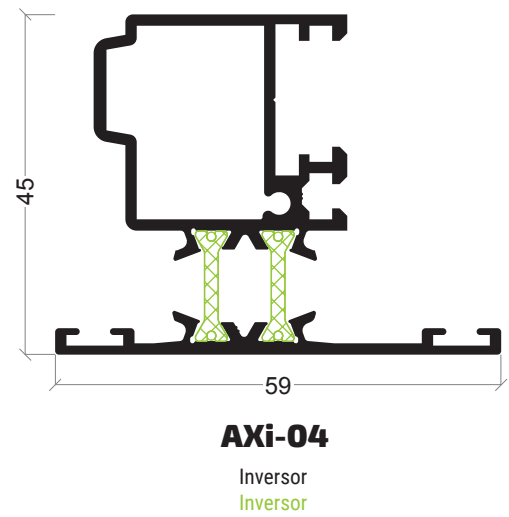
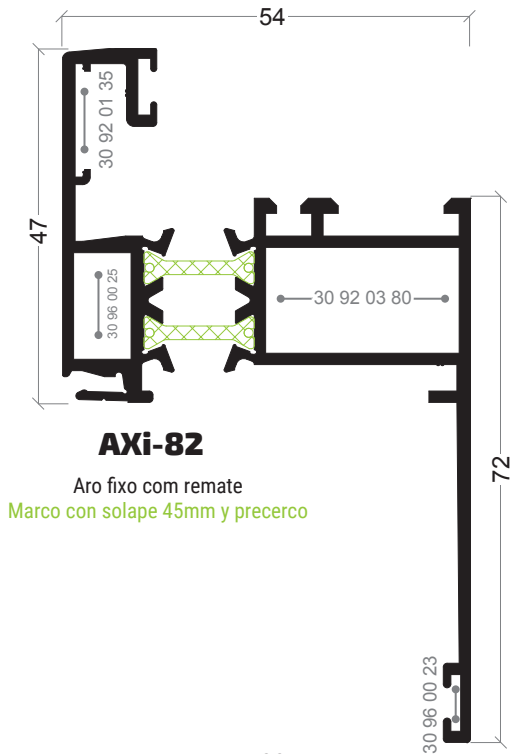
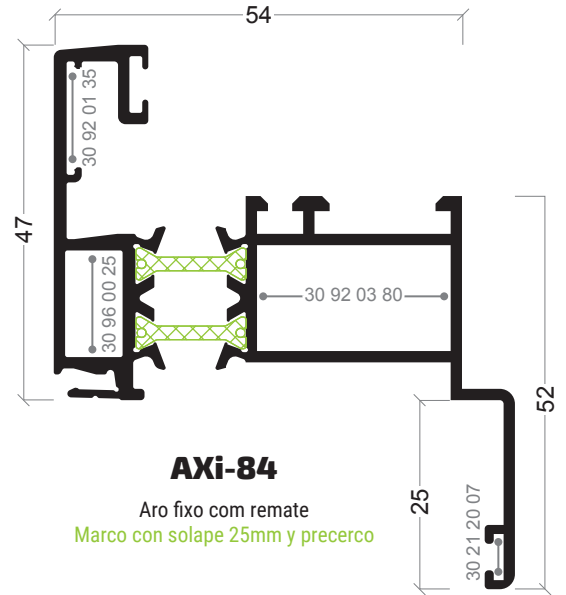
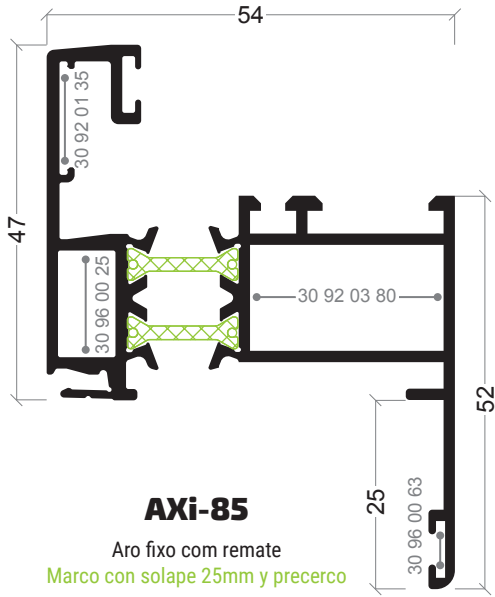


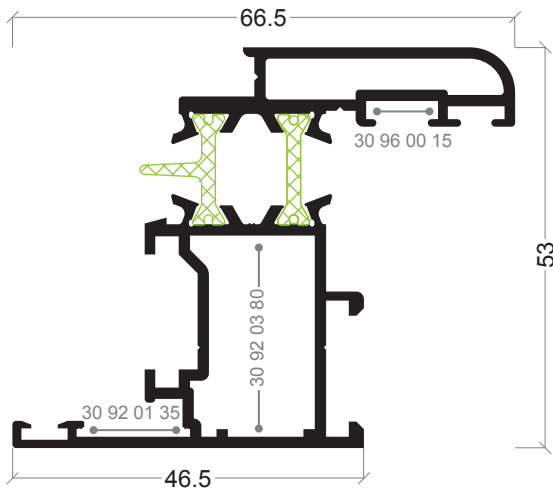
AXi-51

Aro fixo tradição para apainelado
Marco puerta rústico c/ precerco



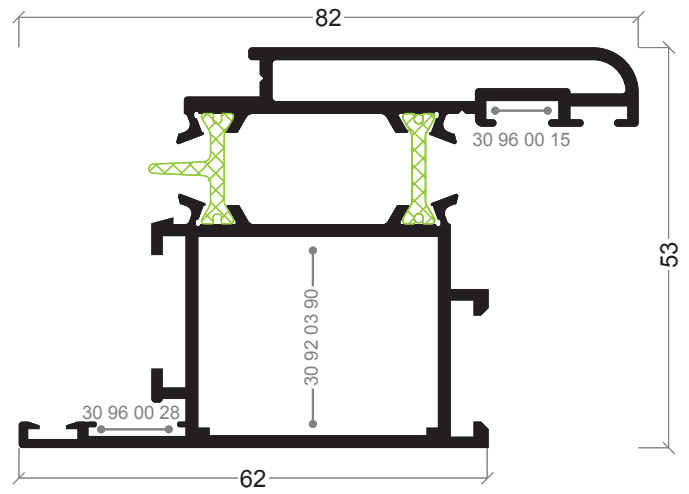






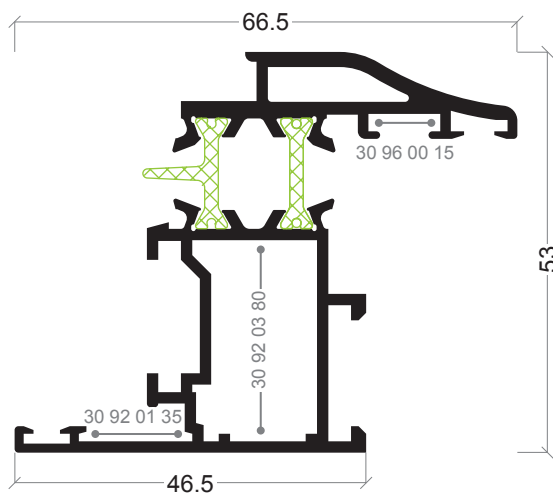
AXi-24

Aro móvel
Hoja ventana



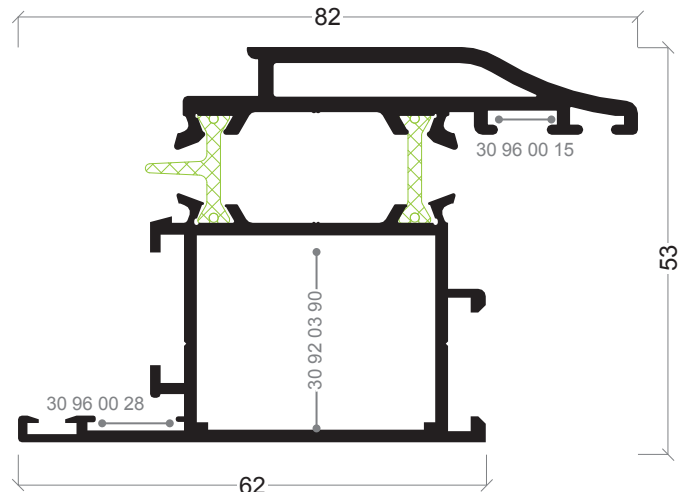
AXi-27

Aro móvel
Hoja puerta



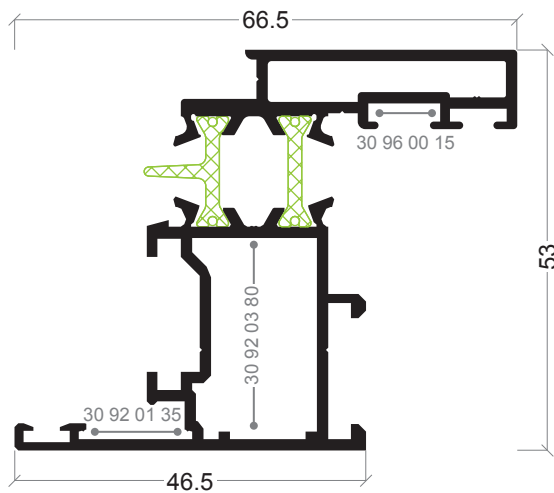
AXi-52

Aro móvel tradição
Hoja ventana rústico



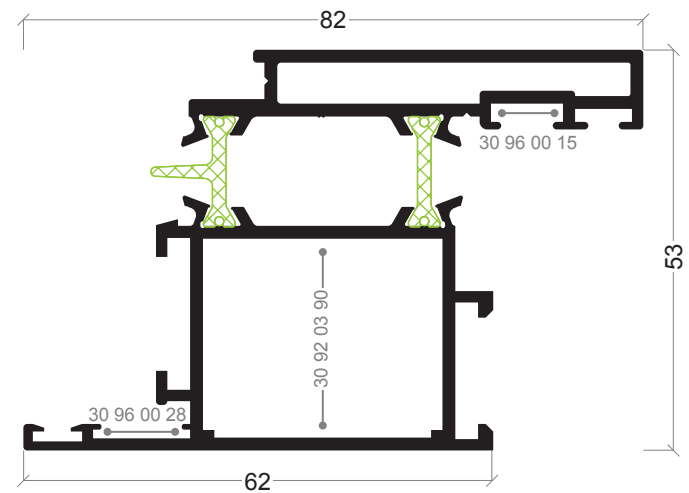
AXi-53

Aro móvel tradição
Hoja puerta rústico



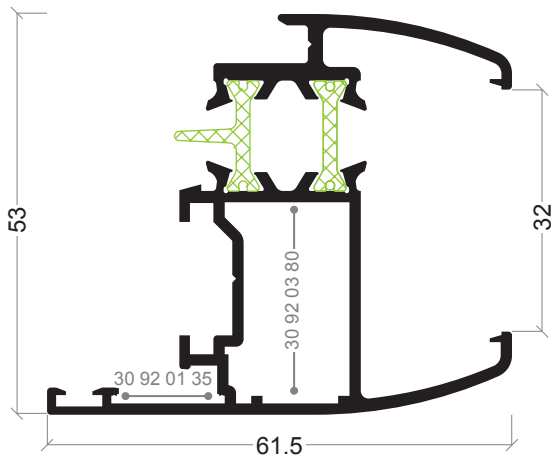
AXi-64

Aro móvel
Hoja ventana



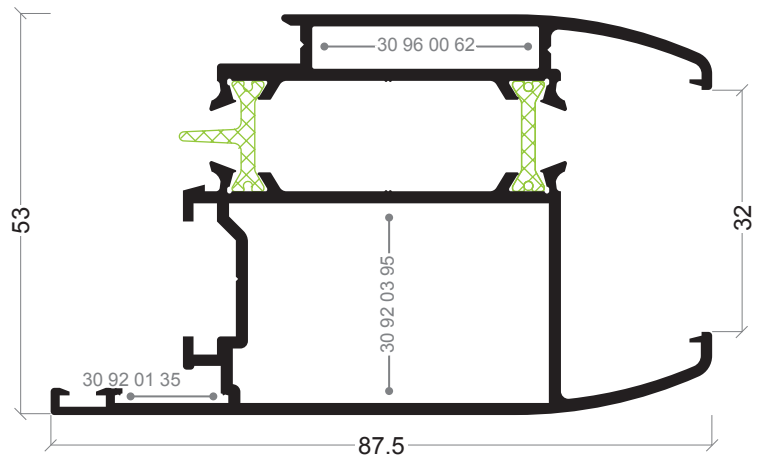
AXi-65

Aro móvel
Hoja puerta



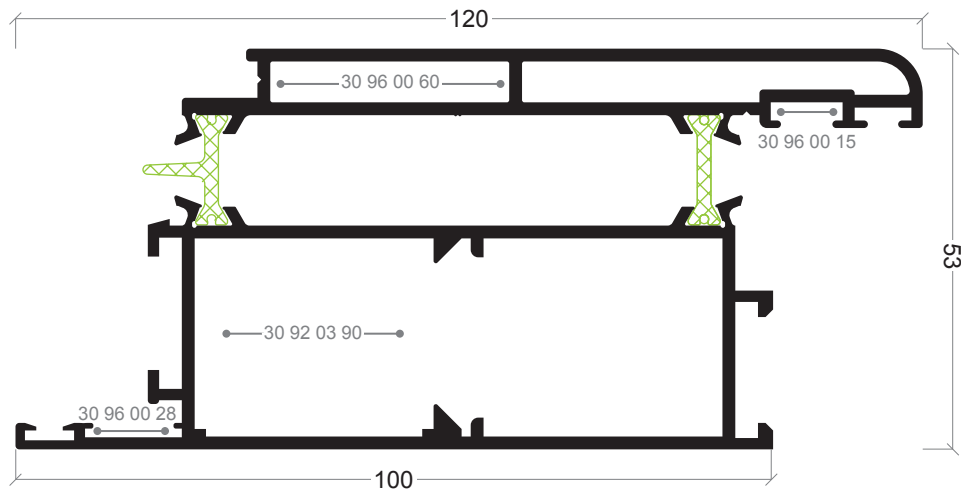
AXi-76

Aro móvel sem bite
Hoja ventanta sin junquillo



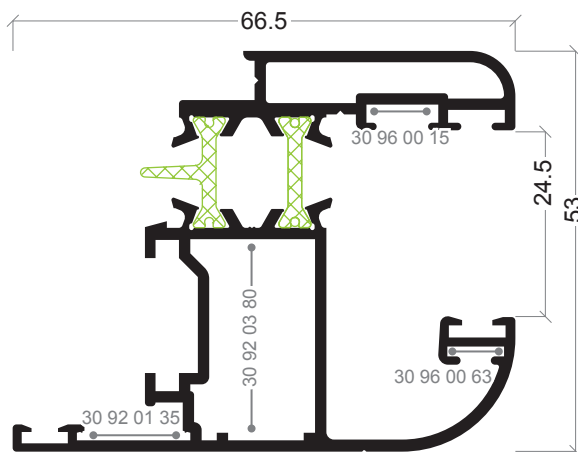
AXi-77

Aro móvel sem bite
Hoja puerta sin junquillo



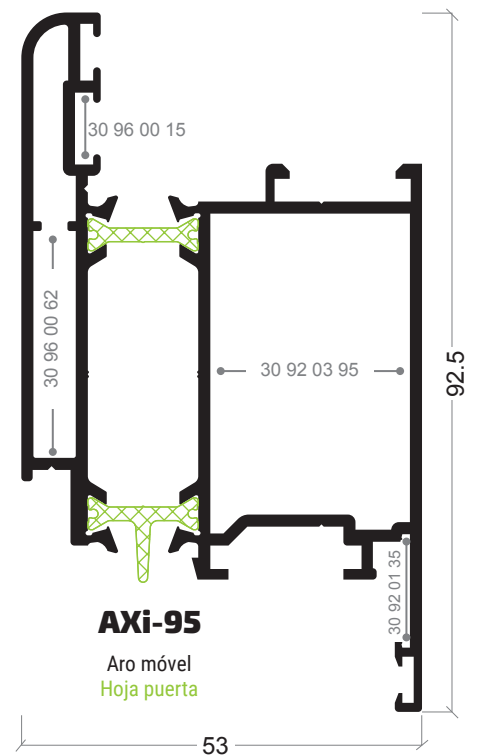
AXi-66

Aro móvel
Hoja puerta



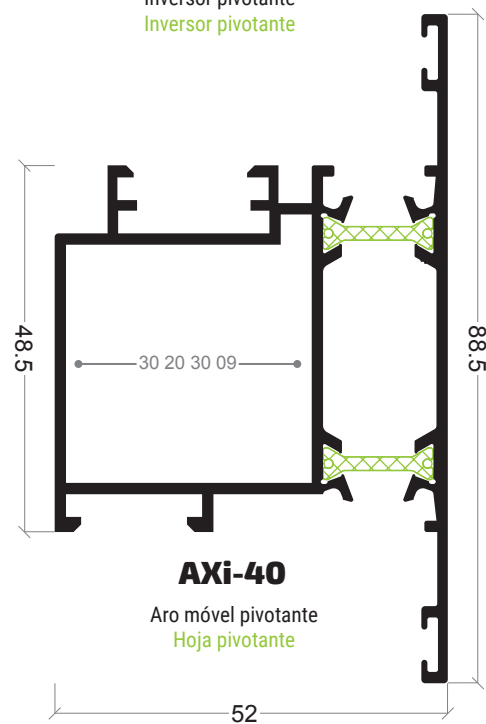
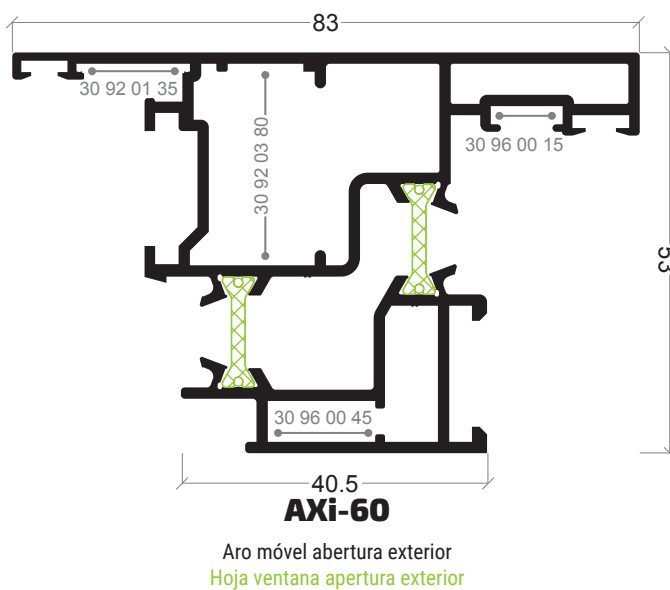
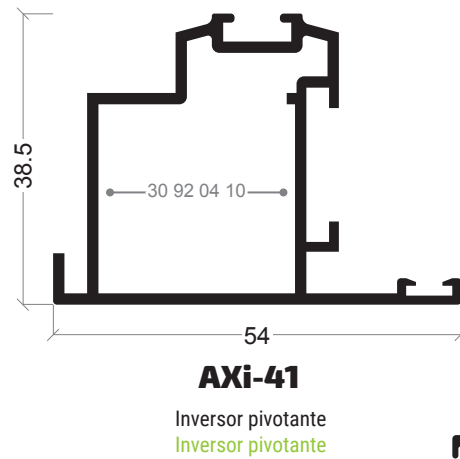
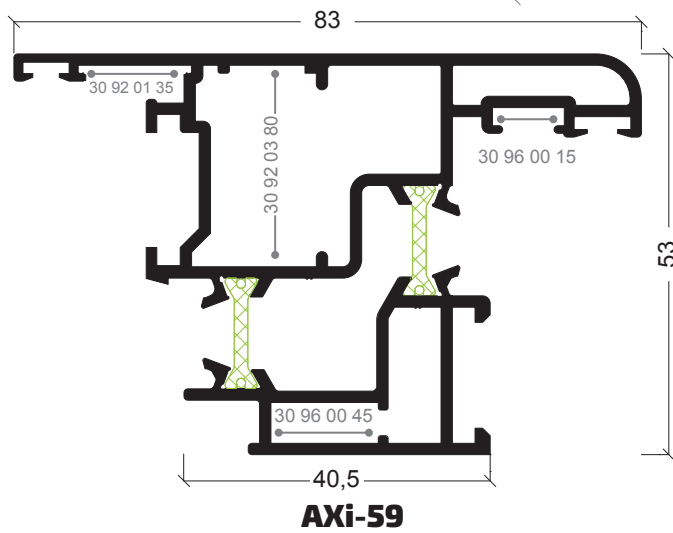
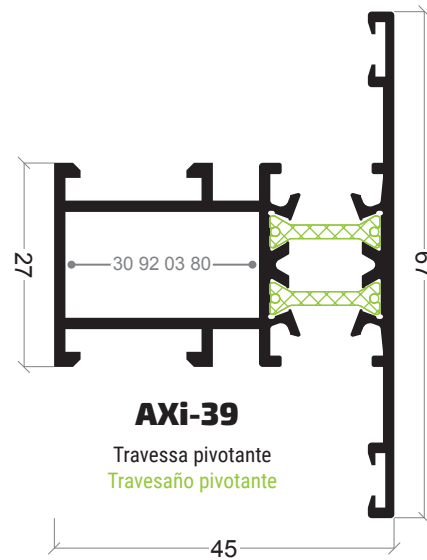
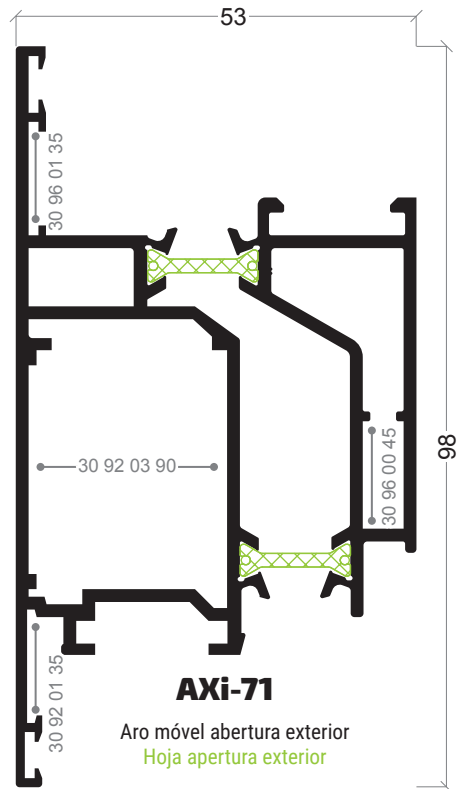
AXi-44

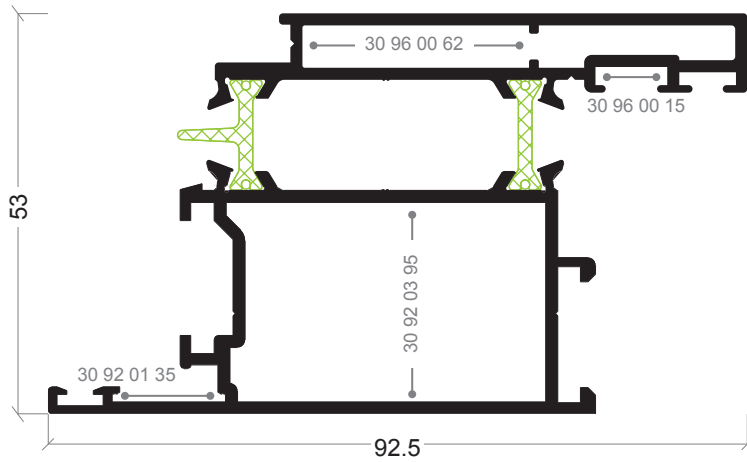
Aro móvel sem bite
Hoja ventanta sin junquillo



AXi-95

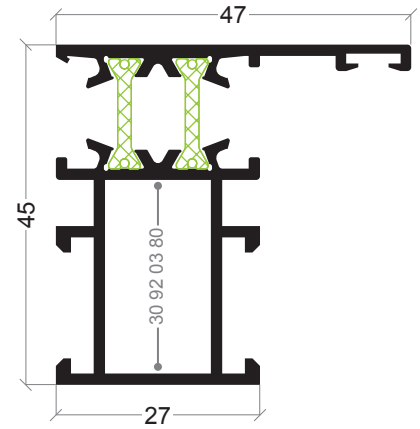
Aro móvel
Hoja puerta





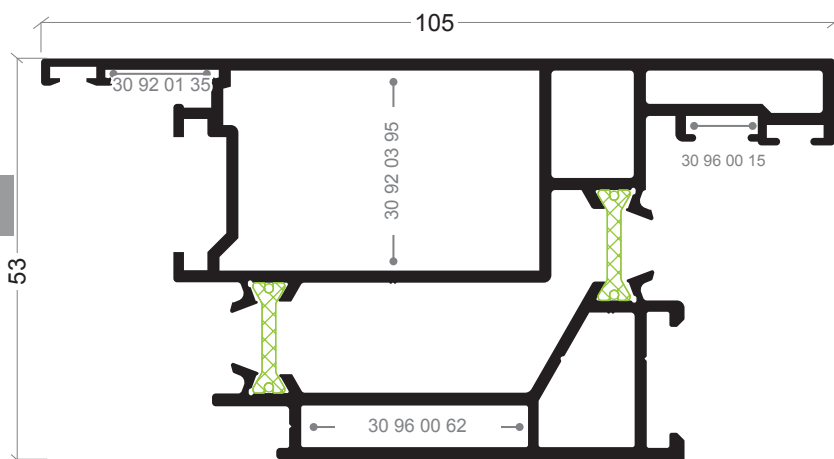
AXi-97

Aro móvil
Hoja puerta



AXi-38

Aro fijo pivotante
Marco pivotante



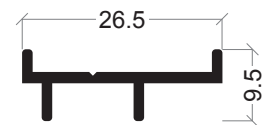
AXi-98

Aro móvil abertura exterior
Hoja puerta abertura exterior



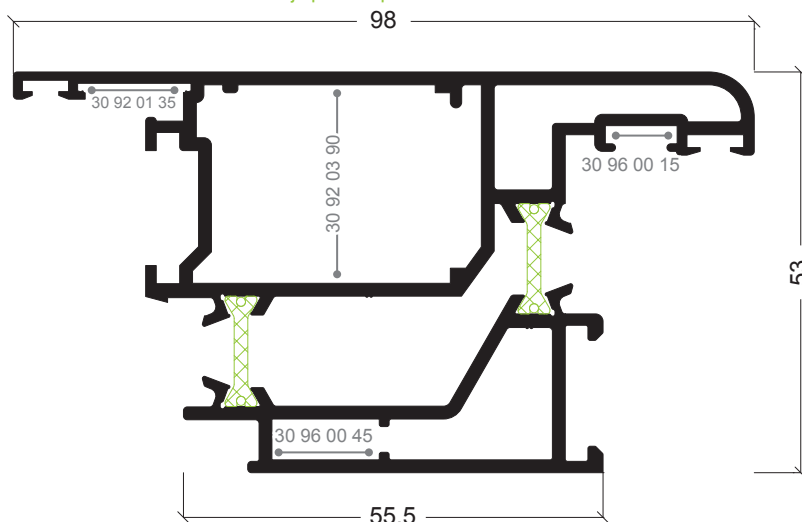
AXi-31

Guia abertura proyectante
Guia apertura proyectante



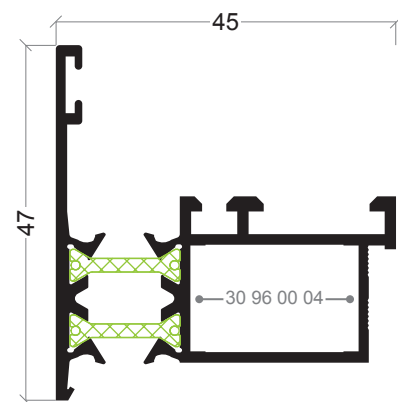
AXi-32

Complemento abertura proyectante
Complemento apertura proyectante



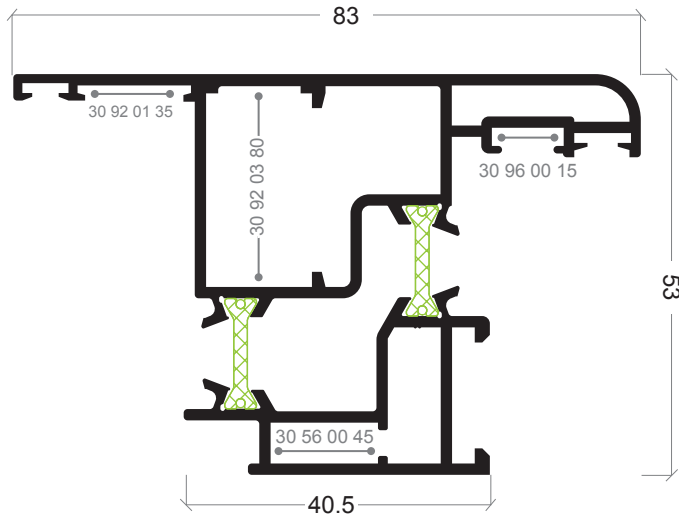
AXi-62

Aro móvil abertura exterior
Hoja apertura exterior

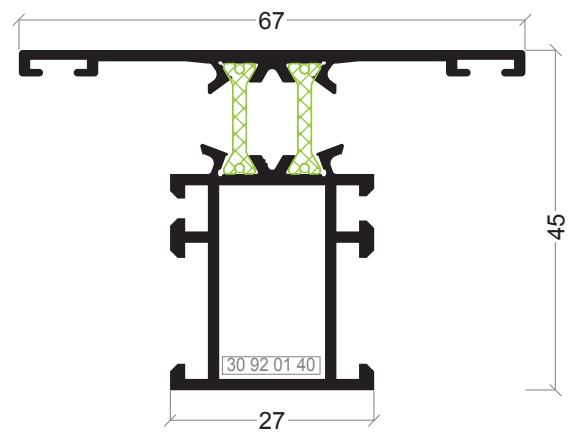


AXi-75

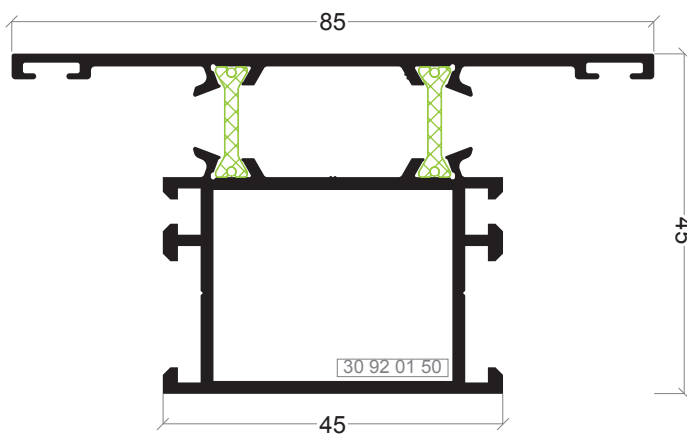
Inversor abertura exterior
Inversor apertura exterior



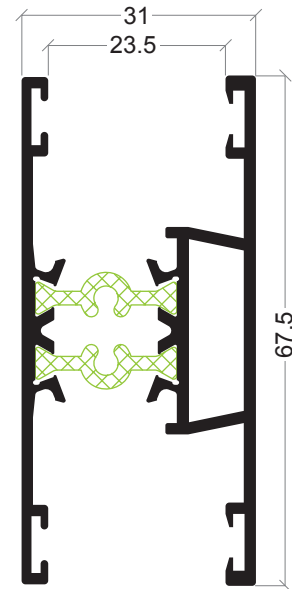
AXi-63
Aro móvel projetante
Marco saliente



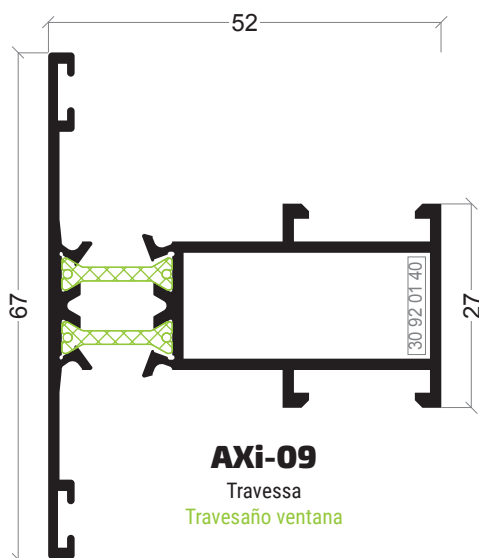
AXi-01
Travessa
Travesaño ventana



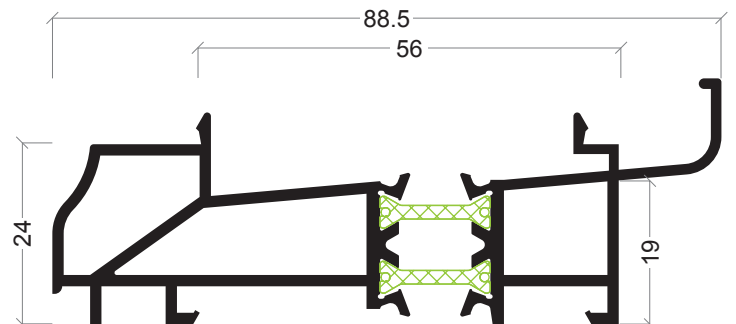
AXi-06
Travessa
Travesaño puerta



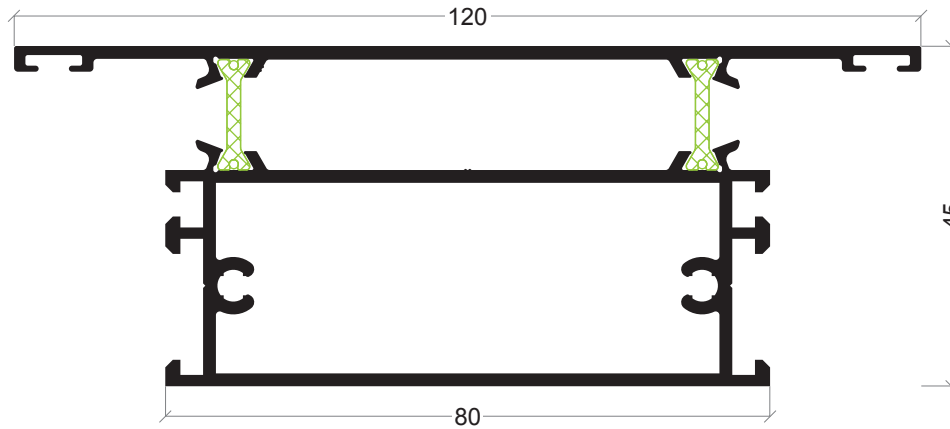
AXi-43
Travessa para AXi-44
Travesaño para AXi-44



AXi-09
Travessa
Travesaño ventana

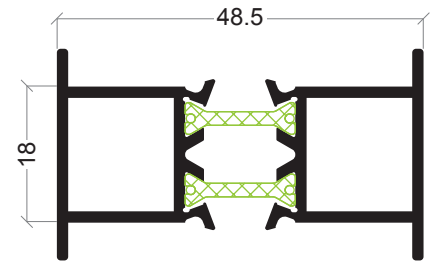


AXi-55
Soleira condensação
Condensación rustico



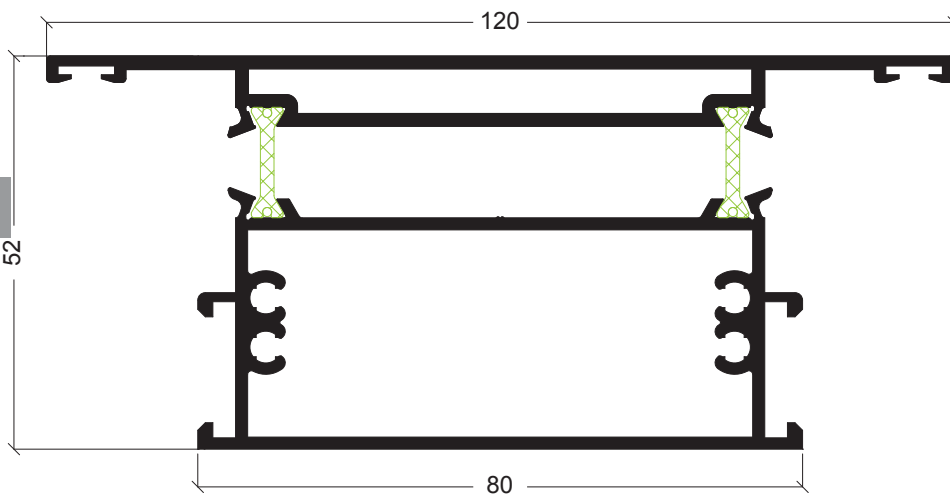
AXi-12

Travessa
Zócalo 120x45mm



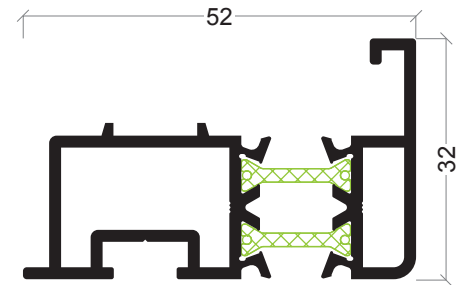
AXi-54

União de aros
Unión de marcos



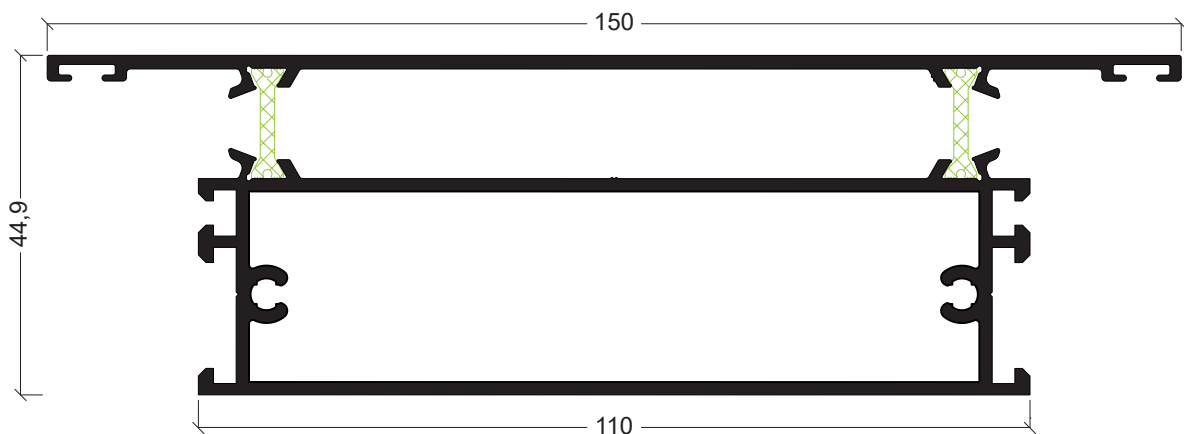
AXi-13

Travessa
Zócalo 120x45mm



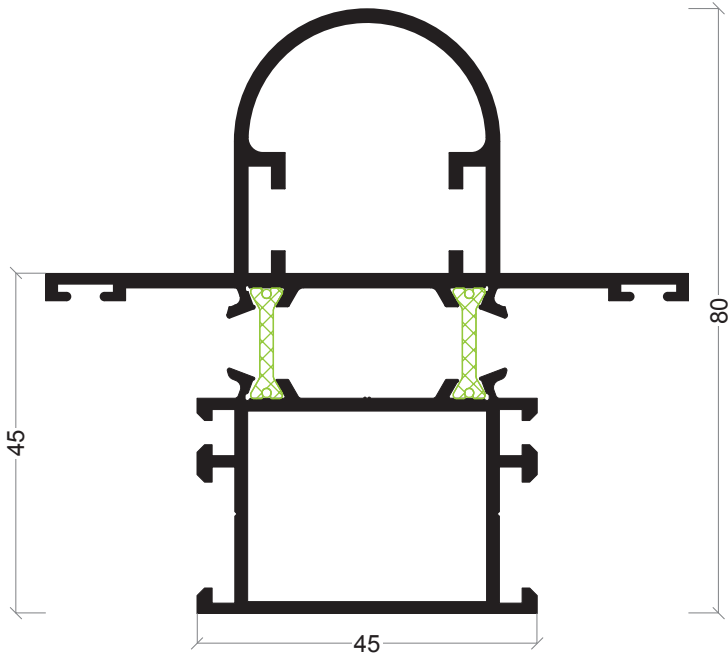
AXi-42

Remate almofada
Acople de hoja p/ zocalo inferior

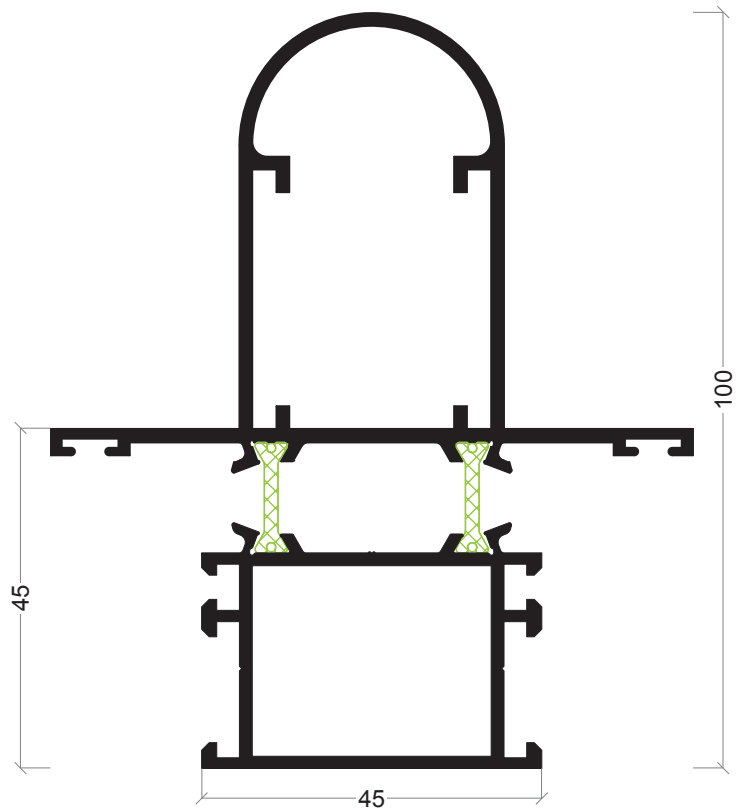


AXi-14

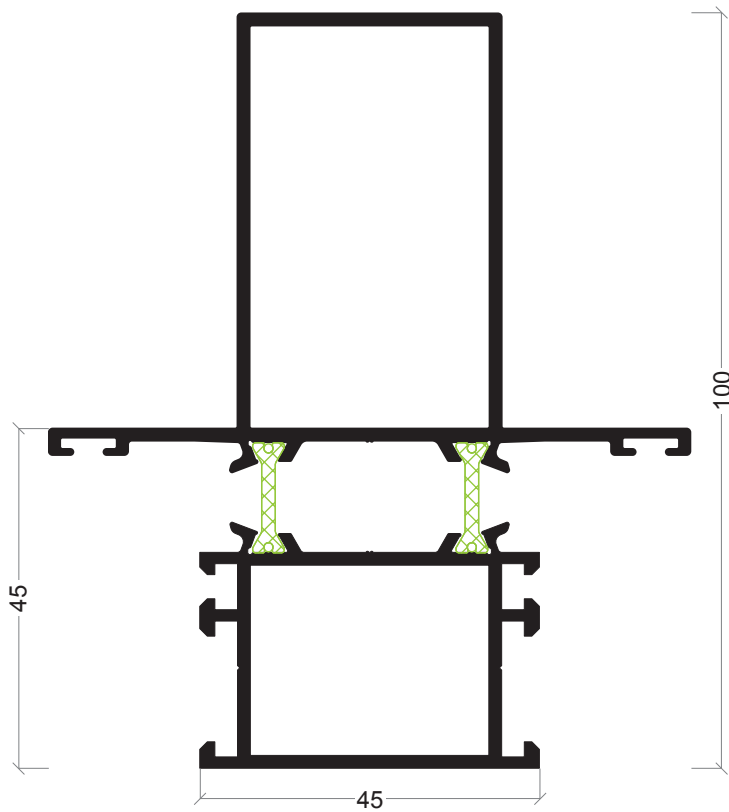
Travessa
Zócalo 150x45mm



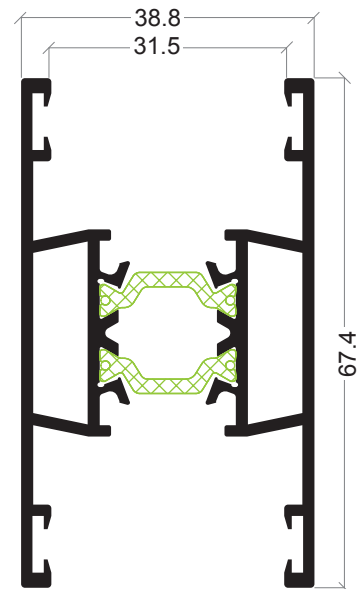
AXi-17
Montante curvo
Rigidizador 80mm curvo



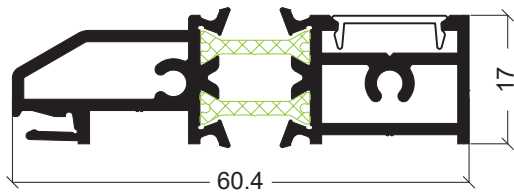
AXi-18
Montante curvo
Rigidizador 100mm curvo



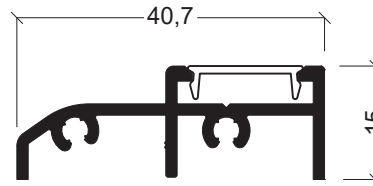
AXi-78
Montante recto
Rigidizador 10mm recto



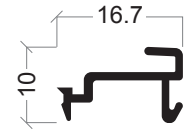
AXi-79
Travessa para AXi-77
Travesaño para AXi-77



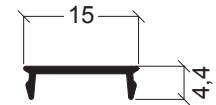
ARi-96
Soleira
Acople inferior



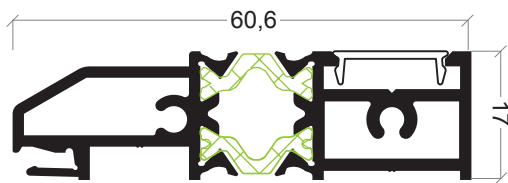
AX-83
Soleira
Acople inferior



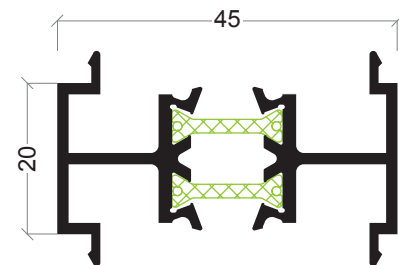
AX-33
Mola bite
Grapa junquillo



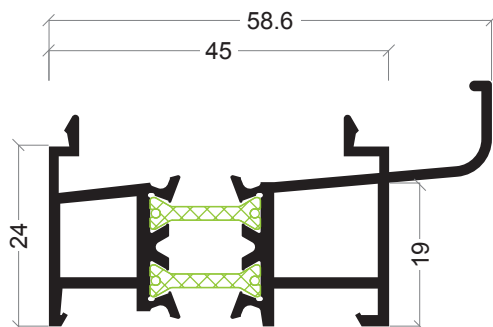
KL-04
Tampa
Tope



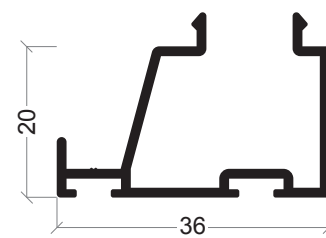
ARi-99
Soleira
Acople inferior



AXi-15
União de aros
Unión de marcos



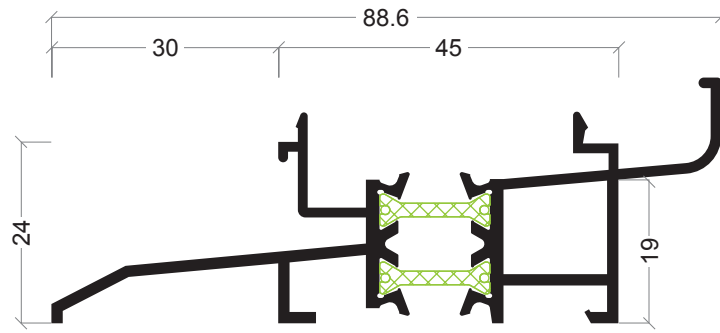
AXi-57
Soleira condensação
Condensación



AX-15
Bite remate
Junquillo acople

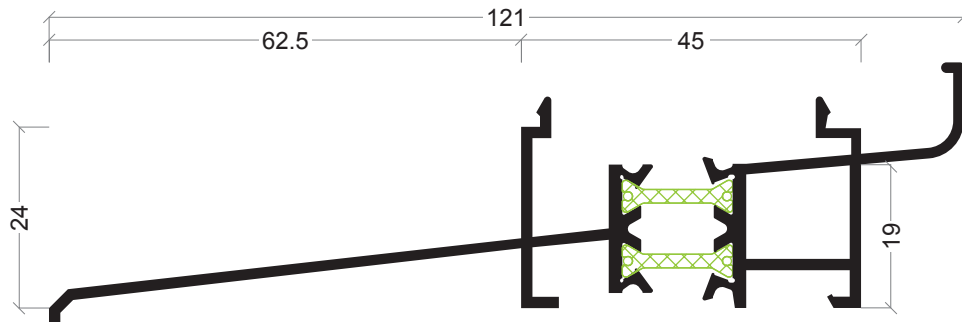


AX-19
Vareta
Pletina falleba



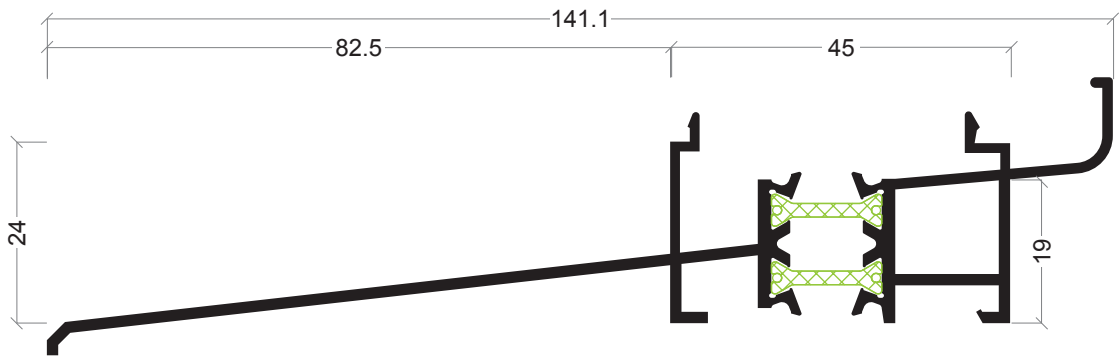
AXi-29

Soleira condensação
Condensación con alargadera



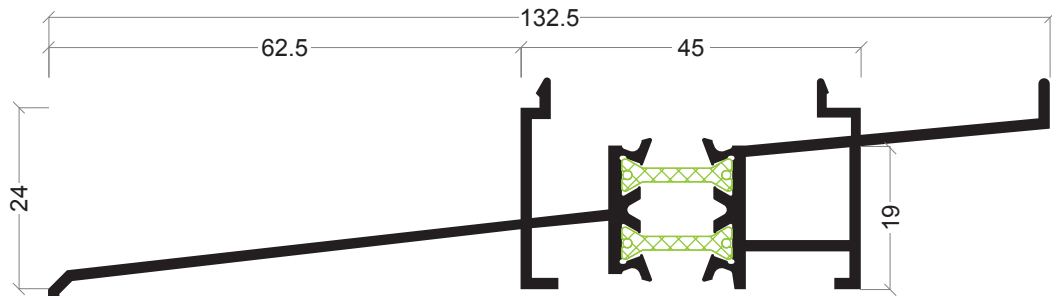
AXi-30

Soleira condensação
Condensación con alargadera



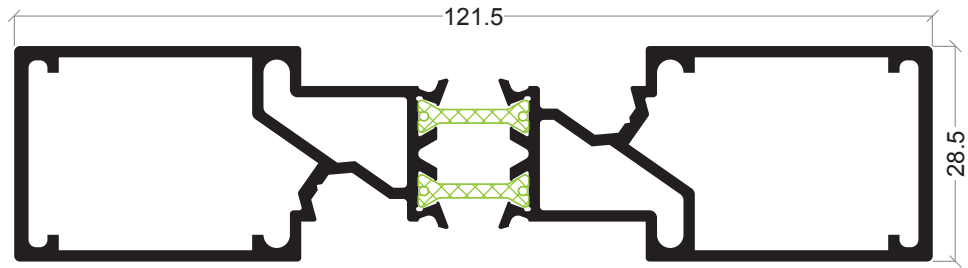
AXi-28

Soleira condensação
Condensación con alargadera



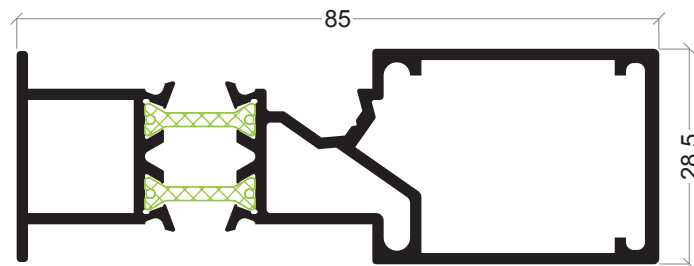
AXi-22

Soleira condensação
Condensación con alargadera



AXi-68

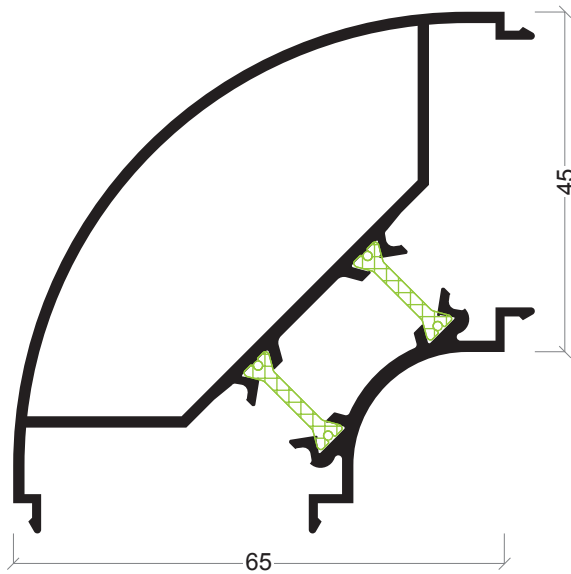
União de aros com reforços
Unión de marcos con doble refuerzo



AXi-67

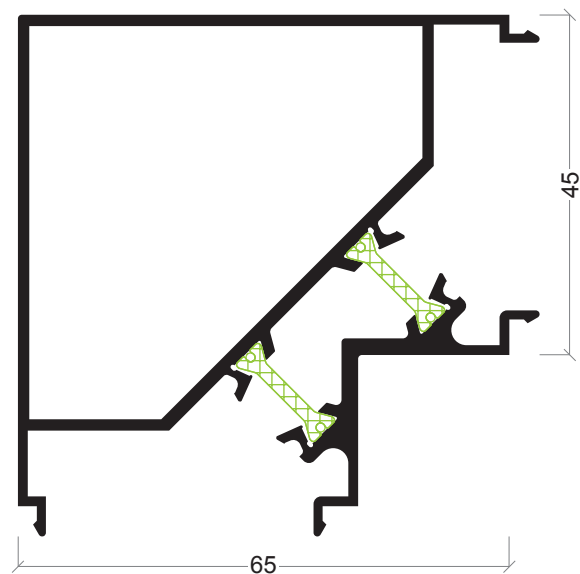
União de aros com reforço
Unión de marcos con refuerzo

18



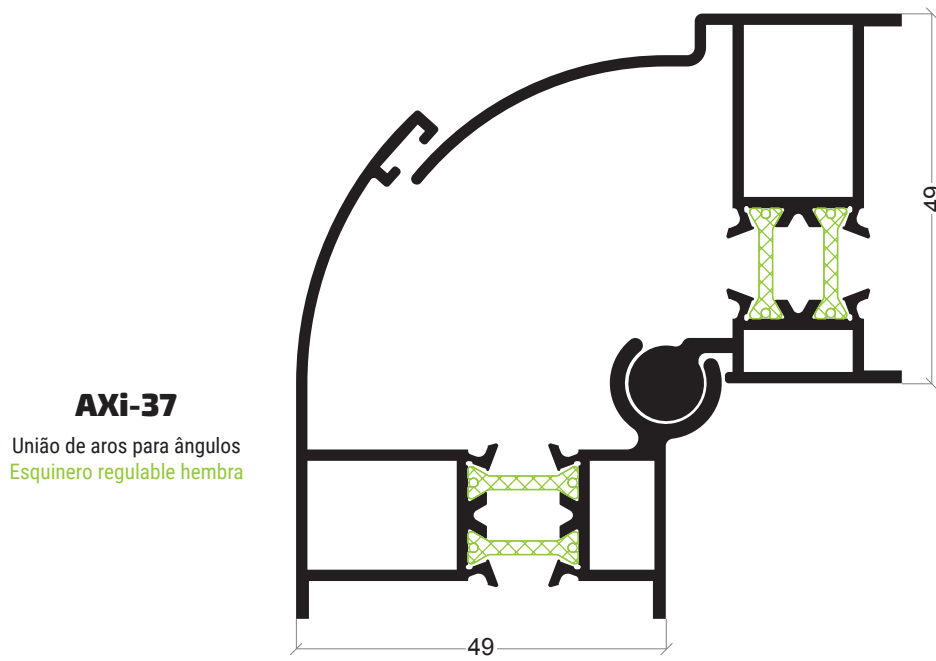
AXi-16

Esquina
Esquinero curvo 90°




AXi-34

Esquina
Esquinero recto 90°

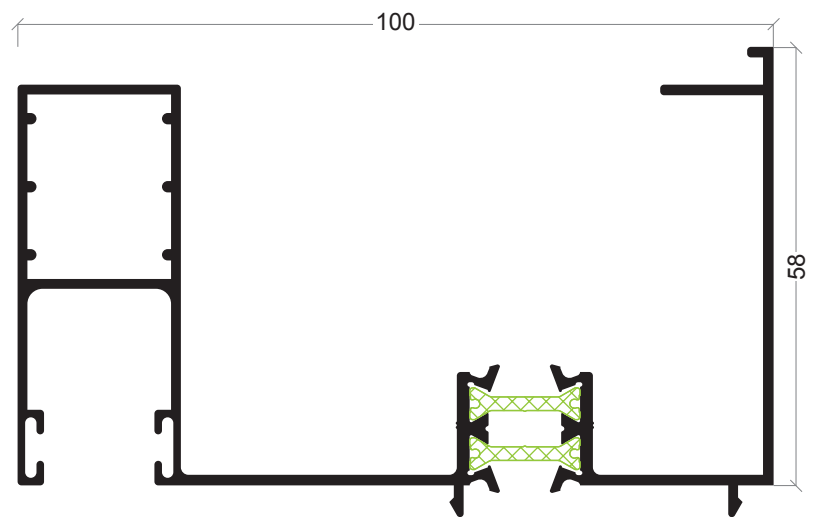


AXi-37
União de aros para ângulos
Esquinero regulable hembra

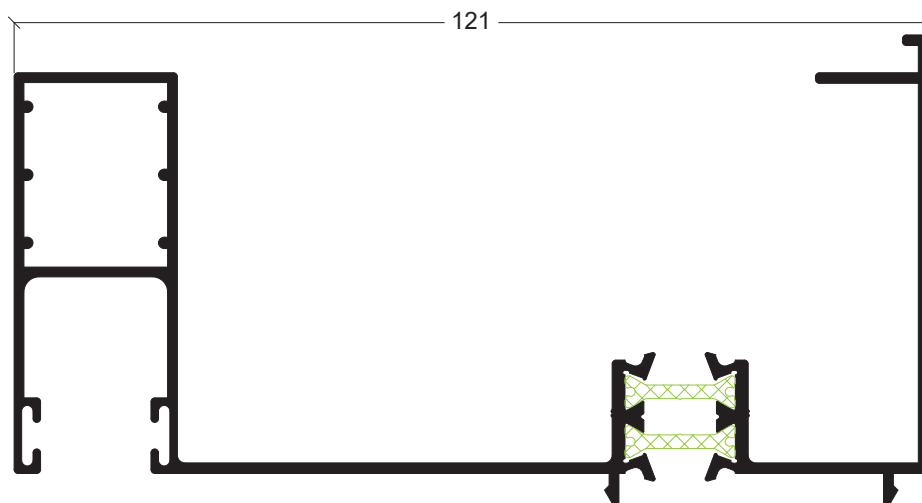
AXi-36
União de aros para ângulos
Esquinero regulable macho



AXi-11
Pré-aro com calha estore
Guia persiana

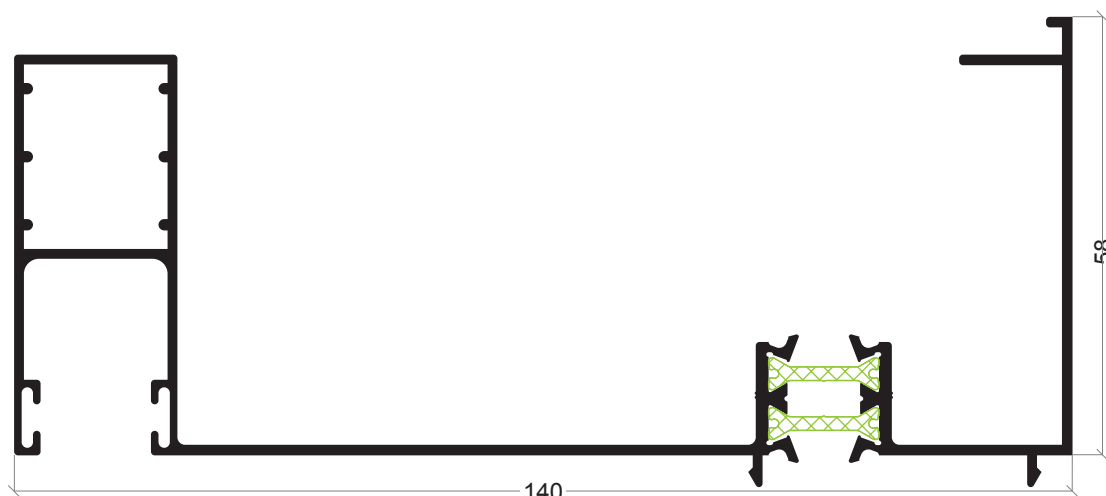


AXi-93
Pré-aro com calha estore
Guia de persiana



AXi-100

Pré-aro com calha estore
Pré-aro con calha estore



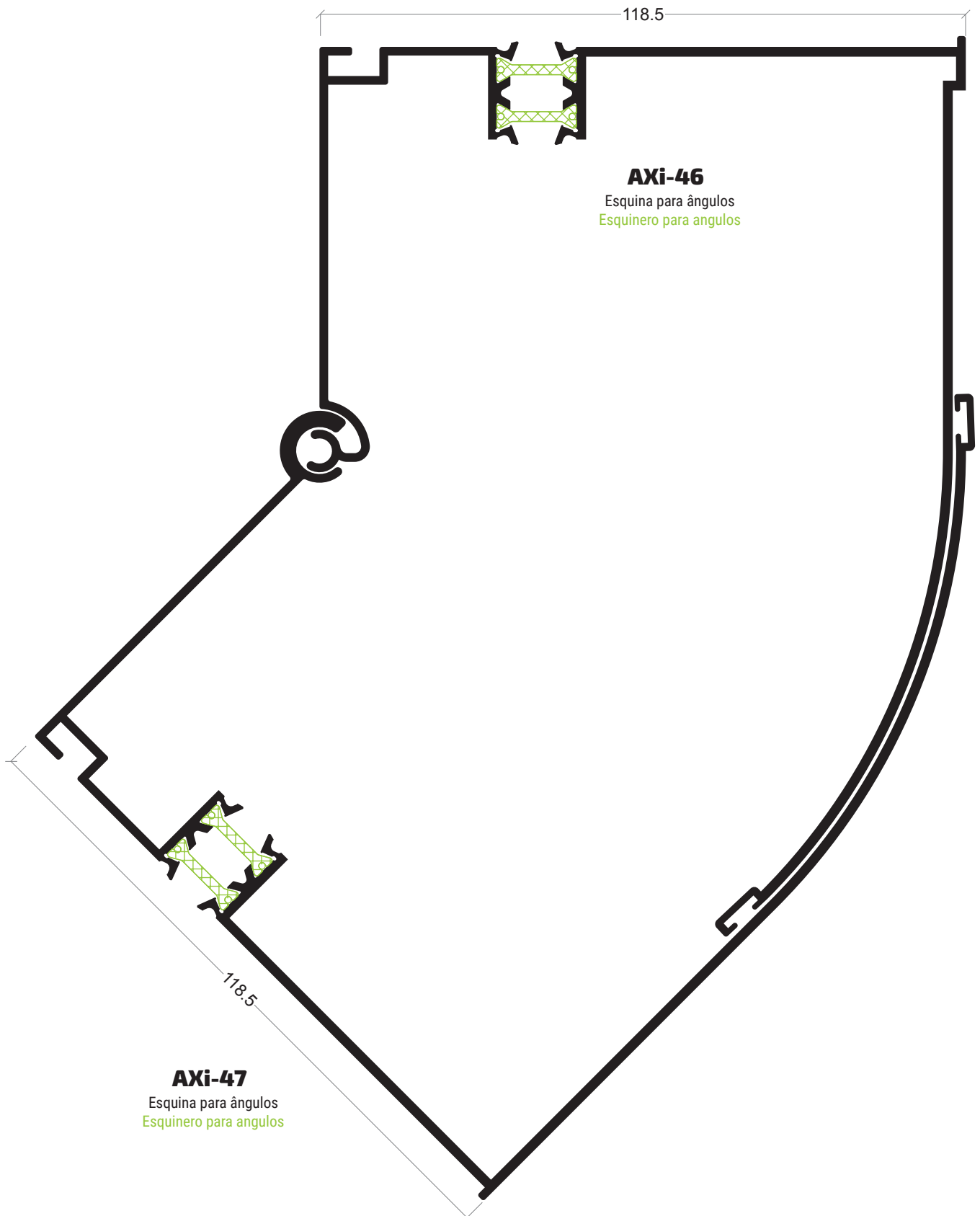
AXi-94

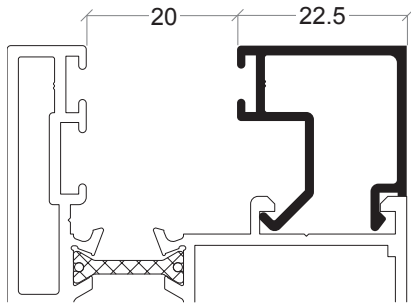
Pré-aro com calha estore
Guia de persiana



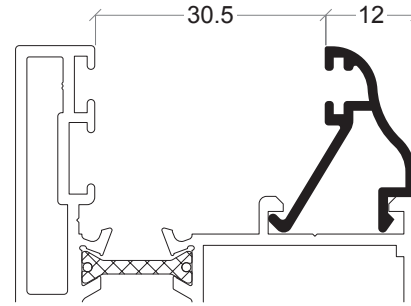
AXi-99

Pré-aro com calha estore
Guia de persiana

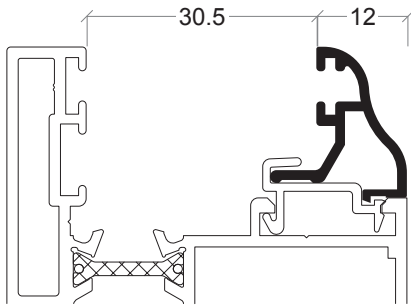




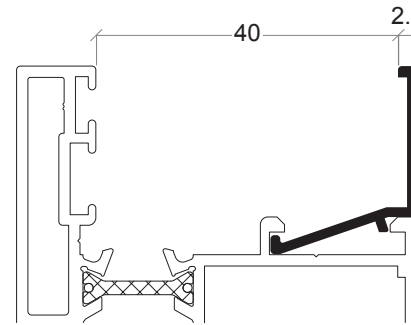
AX-78



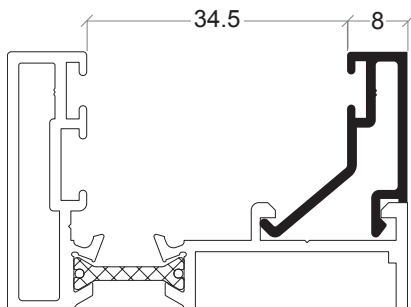
AX-73



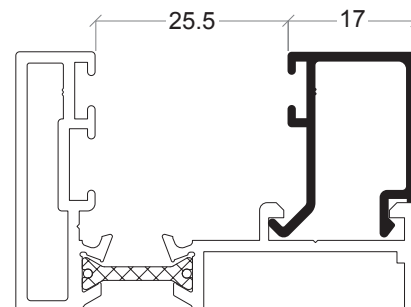
AX-72



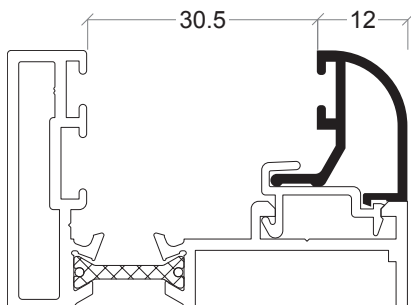
AX-69



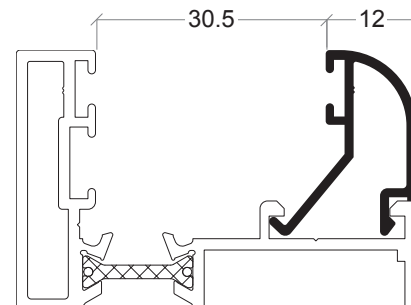
AX-74



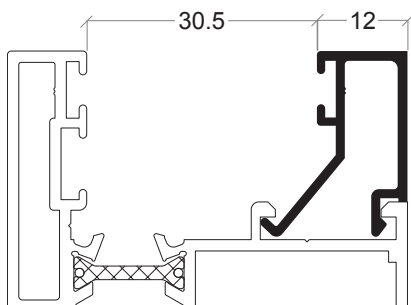
AX-46



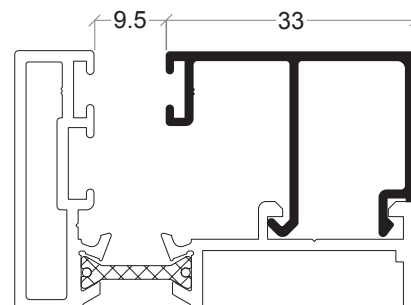
AX-37



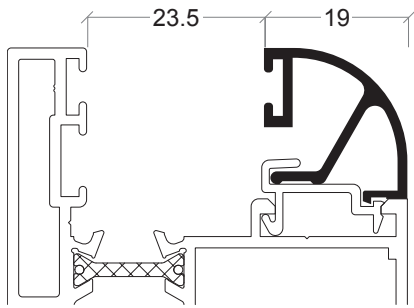
AX-08



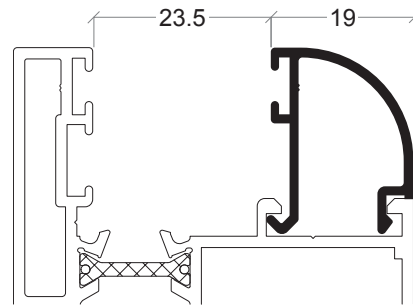
AX-36



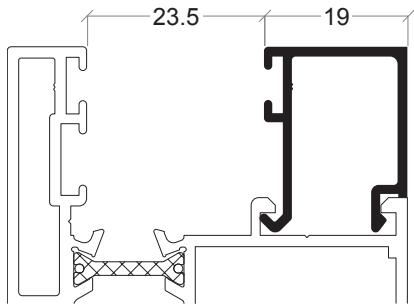
AX-34



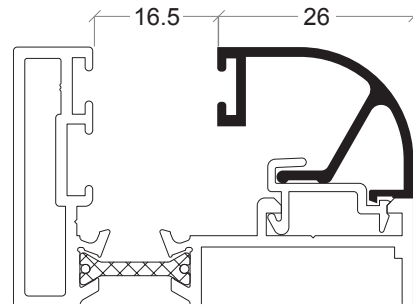
AX-30



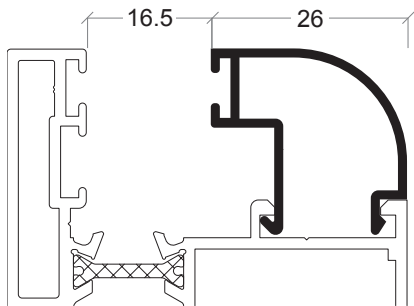
AX-07



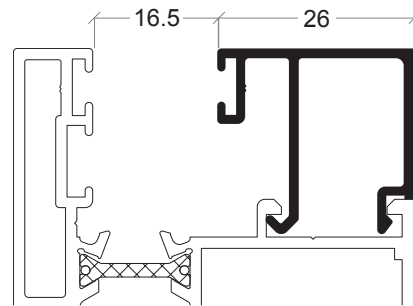
AX-35



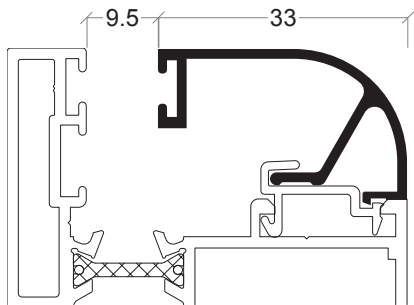
AX-29



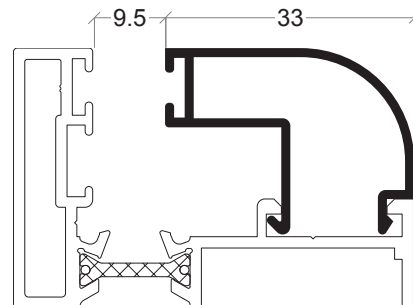
AZ-06



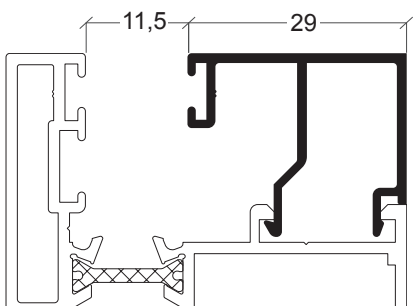
AX-31



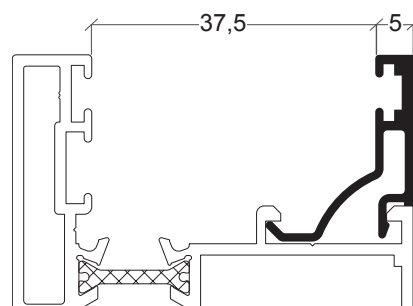
AX-39



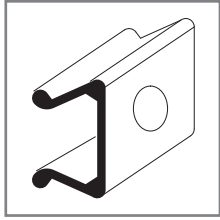
AZ-28



AX-81

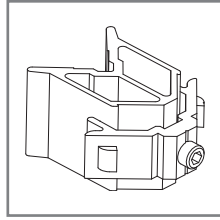


AX-82



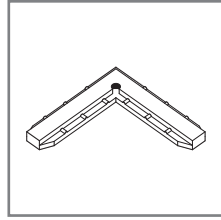
30 03 40 00

Mola para AZ-60
Escuadra alineamiento exterior



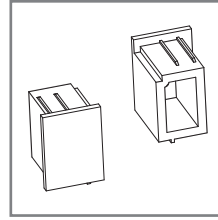
30 20 30 09

Esquadro móvel pivotante
Escuadra hoja pivotante



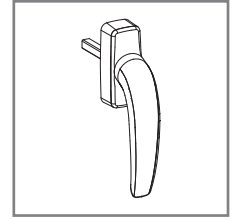
30 21 20 07

Esquadro de alinhamento
Escuadra de alineamiento



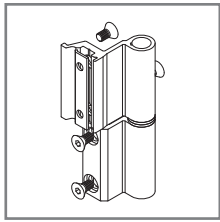
30 91 21 20

Jogo topos condensação Y-20
Juego topes condensación Y-20



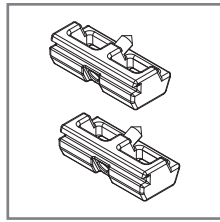
30 91 41 47/48

Cremone pivotante especial branco/preto
Cremona pivotante especial blanco/negro



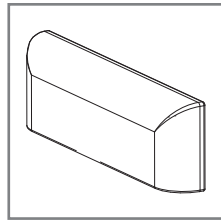
30 92 00 20/21

Dobradiça C.E. branco/preto
Bisagra C.E blanco/negro



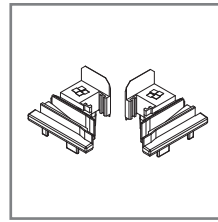
30 92 00 50

Complemento fecho
Complemento cierre



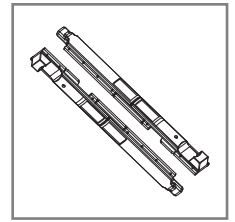
30 92 01 00/01

Goteiras branco/preto
Tapa salida de aguas blanco/negro



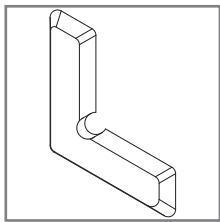
30 92 01 12

Jogo topos inversor poliamida em T AXi-04
Juego topes inversor poliamida en T AXi-04



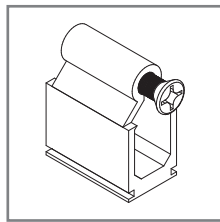
30 92 01 20

Jogo fecho C.E.
Juego cierre C.E.F



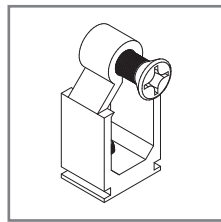
30 92 01 35

Esquadro alinhamento
Escuadra alineamiento



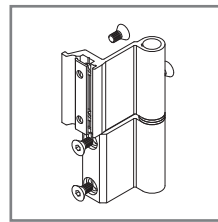
30 92 01 50

União topos porta
Unión topes puerta



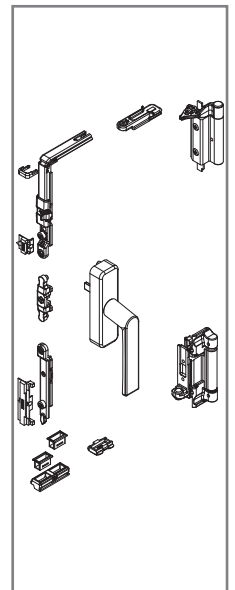
30 92 01 40

União topos janela
Unión topes ventana



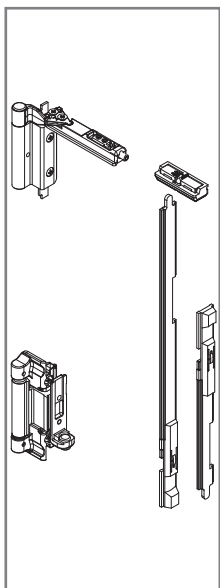
30 92 01 70/80

Dobradiça 3 folhas branco/preto
Bisagra 3 hojas blanco/negro



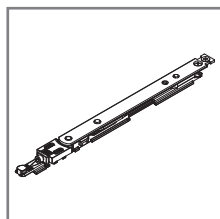
30 92 02 20/21

Kit oscilobatente branco/preto
Kit oscilobatiente blanco/negro



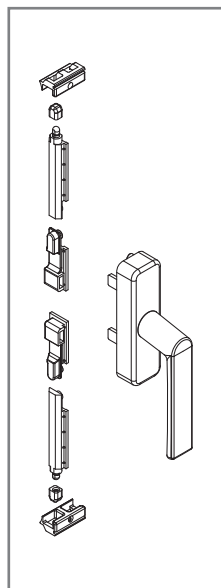
30 92 02 24/25

Kit 2ª folha oscilobatente branco/preto
Kit 2ª hoja oscilobatiente blanco/negro



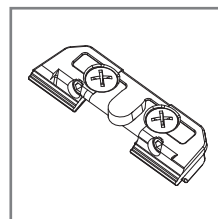
30 92 02 10/11/12

Compasso oscilo 300/400/500
Compás oscilo 300/400/500



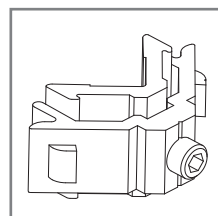
30 92 03 10/11

Kit cremone branco/preto
Kit cremona blanco/negro



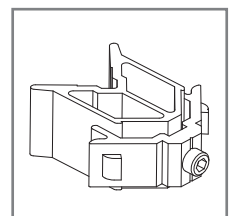
30 92 02 15

Fecho para micro-ventilação
Cierre para microventilación



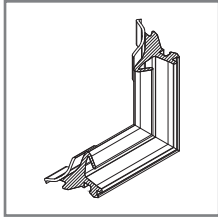
30 92 03 80

Esquadro janela
Escuadra ventana



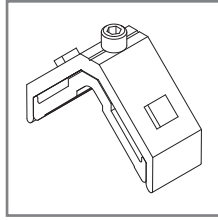
30 92 03 90

Esquadro porta
Escuadra puerta



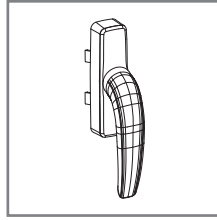
30 92 03 96

Canto vulcanizado
Angulo vulcanizado



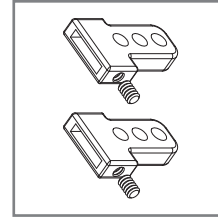
30 92 04 10

Esquadro janela abertura exterior
Escuadra ventana abertura exterior



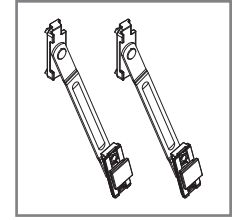
30 92 04 50

Cremona abertura exterior
Cremona abertura exterior



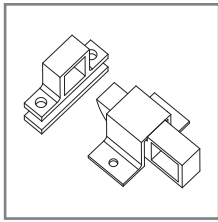
30 92 04 60

Jogo de transmissão abertura exterior
Juego de transmisión abertura exterior



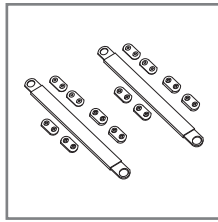
30 92 04 75

Jogo compasso basculante
Juego compás abatible



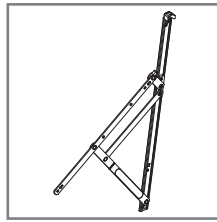
30 92 04 76/77

Fecho clack (branco/preto)
Cierre golpete (blanco/negro)



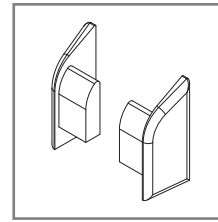
30 92 04 85

Jogo compasso
Juego compás



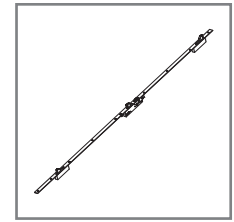
30 92 04 90

Compasso SEN-550 (até 65 Kg / folha)
Compás SEN-550 (hasta 65 Kg / hoja)



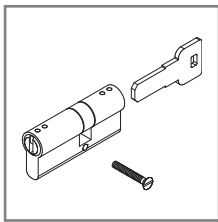
30 92 05 00

Jogo topos (AZ-60 e AZ-79)
Juego topos (AZ-60 y AZ-79)



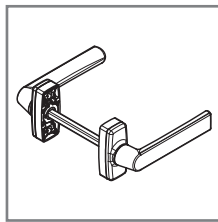
30 92 05 10

Fechadura 3 pontos 35 mm
Cierre 3 puntos 35 mm



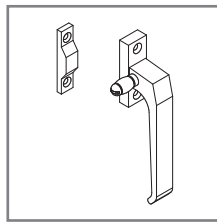
30 92 05 40

Canhão fechadura
Bombillo cierre



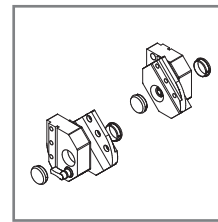
30 92 05 60/61

Puxador duplo branco/preto
Manilla doble blanco/negro



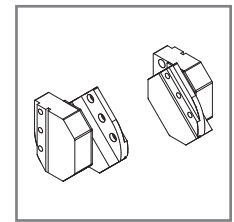
30 92 06 10/11

Cremona de lingueta branco/preto
Cremona de presión blanco/negro



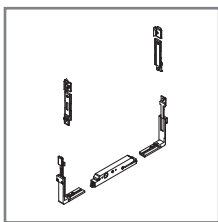
30 92 07 10/11

Jogo pivotante 60 Kg
Juego pivotante 60kg negro/blanco



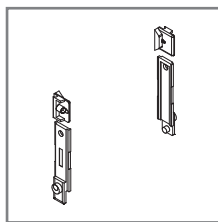
30 92 07 14/15

Jogo pivotante vert./hor. especial AXi (130 Kg)
Juego pivotante vert./hor. especial AXi (130 kg)



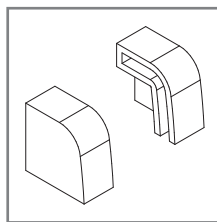
30 92 07 16

Fecho perimetral pivotante especial
Cierre perimetral pivotante especial



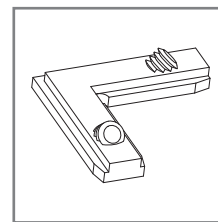
30 92 07 17

Fecho suplementar pivotante especial
Cierre suplementario pivotante especial



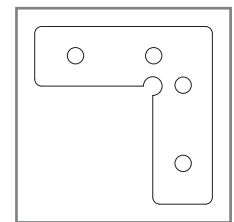
30 96 00 12

Jogo topos condensação
Juego topos condensación



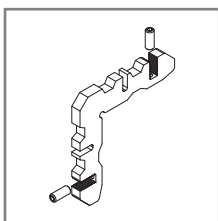
30 96 00 15

Esquadro de alinhamento
Escuadra de alineamiento



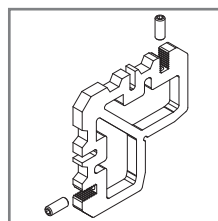
30 96 00 28

Esquadro alinhamento especial
AXi-07/10/27/53/65/66
Escuadra alineamiento especial
AXi-07/10/27/53/65/66



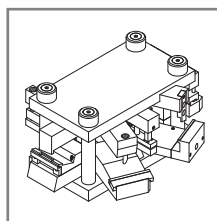
30 96 00 45

Esquadro alinhamento exterior com parafusos
Escuadra alineamiento exterior con tornillos



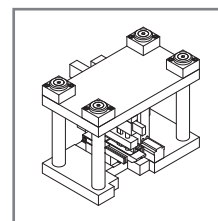
30 96 00 62

Esquadro alinhamento exterior
Escuadra alineamiento exterior





33 96 79 99

Cunho C.E.
Troquel C.E.



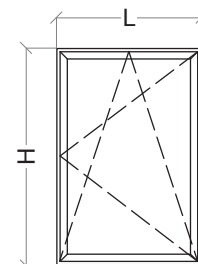
33 96 87 99

Cunho esquadros interior/exterior
Troquel escuadras interior/exterior

REFERÊNCIA • REFERENCIA	DESENHO • DISEÑO	DESCRIÇÃO • DESCRIPCIÓN
30 00 95 01		Junta exterior abertura pivotante • Junta exterior apertura pivotante
30 00 95 15		Junta estanquidade inferior • Junta estanqueidad inferior
30 20 30 05		Junta isolante AXi • Junta aislante AXi
30 20 30 08		Junta central abertura pivotante • Junta central apertura pivotante
30 25 44 15		Junta tapa canal • Junta tapa canal
30 60 00 17		Junta exterior vidro plana 2 mm preto • Junta exterior vidrio plana 2 mm negro
30 92 04 70		Espuma isolante • Espuma aislante
30 93 00 20		Junta para AZ-69 • Junta para AZ-69
30 93 00 60		Junta exterior do vidro • Junta exterior del vidrio (opcional)
30 93 00 61		Junta de estanquidade exterior • Junta de estanqueidad exterior
30 93 00 62		Junta exterior plana • Junta exterior plana
30 93 00 65		Junta interior para vidro (5 mm) • Junta interior para vidrio (5 mm)
30 93 00 66		Junta interior para vidro (4 mm) • Junta interior para vidrio (4 mm)
30 93 00 67		Junta interior para vidro (2 mm) • Junta interior para vidrio (2 mm)
30 93 00 68		Junta interior para vidro (6/7 mm) • Junta interior para vidrio (6/7 mm)
30 93 00 69		Junta interior para vidro (8/9 mm) • Junta interior para vidrio (8/9 mm)
30 93 00 70		Junta interior do vidro (opcional) • Junta interior del vidrio (opcional)
30 93 00 80		Junta de estanqueidad inferior AXi-42
30 93 00 82		Junta de estanquidade inferior • Junta de estanqueidad inferior
30 93 00 84		Junta para pingadeiras AZ-60 e AZ-70 • Junta para viertaguas AZ-60 e AZ-70
30 93 00 85		Junta de vedação AZ/AX preto (AX-83) • Junta de vedación AZ/AX negro (AX-83)
30 93 00 90		Junta exterior • Junta exterior
30 93 01 10		Junta central poliamida em T • Junta central poliamida en T
30 93 01 20		Junta interior • Junta interior
30 93 01 30		Junta exterior (abertura exterior/projectante) • Junta exterior (apertura exterior/proyectante)
30 95 00 10		Pelúcia 7x9 mm • Burlete 7x9 mm
30 95 00 40		Pelúcia 7x5.5 mm • Burlete 7x5.5 mm

Janela 1 folha abrir e oscilo-batente • Ventana 1 hoja practicable y oscilobatiente
PERFIS • PERFIS

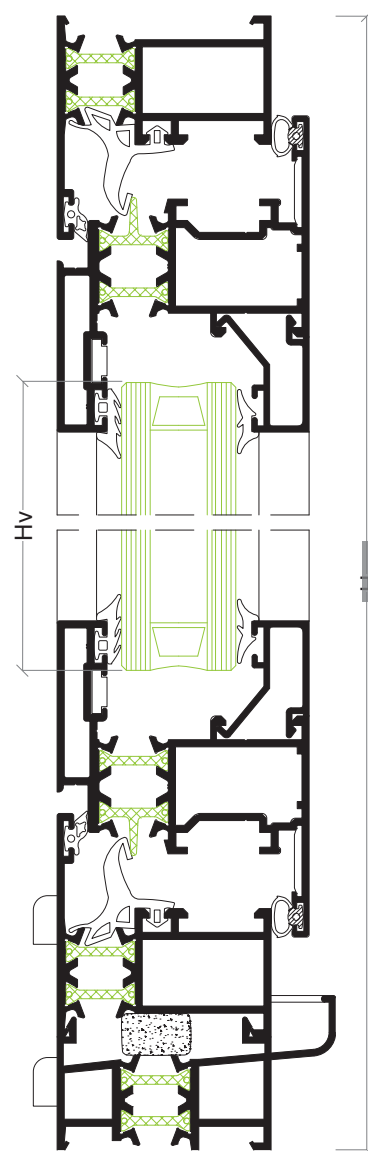
DESENHO • DISEÑO	REF.	DESCRIÇÃO • DESCRIPCIÓN	CORTE • CORTE	QUANTIDADE CANTIDAD	MEDIDAS • MEDIDA
	AXi-03	Aro fixo • Marco		2	L
	AXi-64	Aro • Hoja		2	H-24 mm
	AXi-64	Aro • Hoja		2	L-42 mm
	AXi-57	Soleira condensação • Condensación		1	L
	AX-19	Vareta • Pletina falleba		1+1	Apro. L+H
	---	Bite • Junquillo		2	L-135 mm
	---	Bite • Junquillo		2	H-199 mm


ACESSÓRIOS E JUNTAS • ACCESORIOS Y JUNTAS

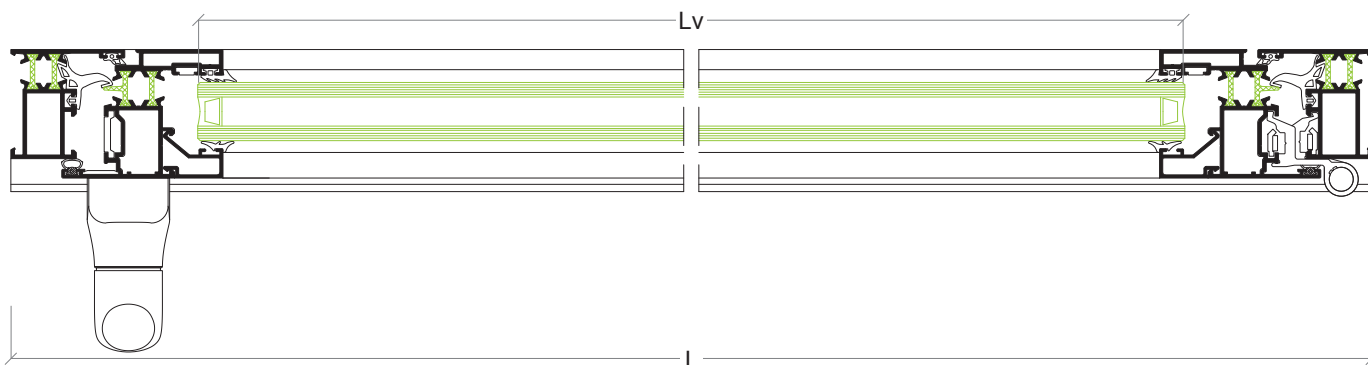
REF.	DESCRIÇÃO • DESCRIPTION	QUANTIDADE • CANTIDAD	
		ABRIR PRATICABLE	OSCILO-BATENTE OSCILOBATIENTE
30 92 00 20	Dobradiças C.E. • Bisagras C.E.	2	---
30 92 01 00	Goteiras • Tapa salida de aguas	4	4
30 92 01 35	Esquadro alinhamento aro móvel • Escuadra alineamiento hoja	4	4
30 92 02 (xx)	Compasso O.B. • Compás O.B.	---	1
30 92 02 20	Kit oscilo-batente • Kit oscilobatiente	---	1
30 92 02 60	Apoio da folha • Apoyo de la hoja	1	---
30 92 03 10	Kit cremone • Kit cremona	1	---
30 92 03 80	Esquadro janela • Escuadra ventana	8	8
30 96 00 12	Jogo topos condensação • Juego topos condensación	1	1
30 96 00 15	Esquadro alinhamento móvel • Escuadra alineamiento hoja	4	4
30 92 03 96	Canto vulcanizado • Angulo vulcanizado	4	4
30 92 04 70	Espuma isolante • Espuma aislante	L	L
30 93 00 90	Junta exterior • Junta exterior	2L+2H	
30 93 01 10	Junta central • Junta central	2L+2H	
30 93 01 20	Junta interior • Junta interior	2L+2H	
---	Junta exterior vidro • Junta exterior vidrio	2L+2H	
---	Junta interior vidro • Junta interior vidrio	2L+2H	

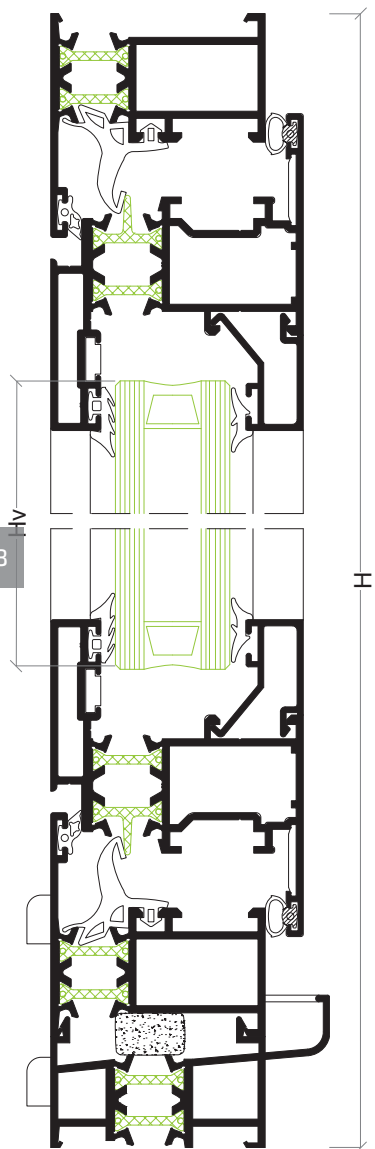
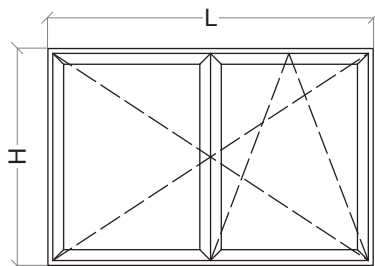
VIDRO • VIDRIO

Hv = H-174 mm	Lv = L-149 mm
---------------	---------------



27



Janela 2 folhas abrir e oscilo-batente • Ventana 2 hojas practicable y oscilobatiente

PERFIS • PERFIS

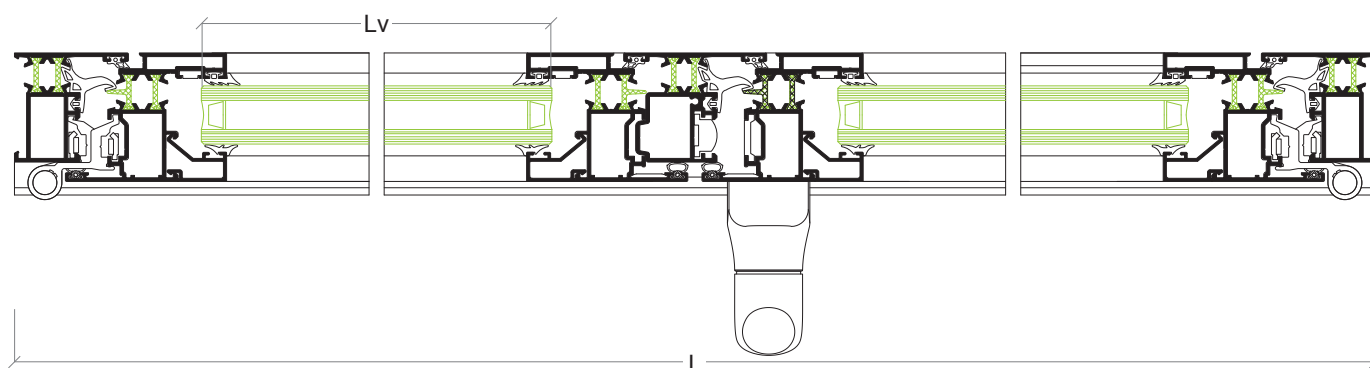
DESENHO • DESEÑO	REF.	DESCRIÇÃO • DESCRIPCIÓN	CORTE • CORTE	QUANTIDADE CANTIDAD	MEDIDAS • MEDIDA
	AXi-03	Aro fixo • Marco		2	L
				2	H-24 mm
	AXi-64	Aro móvel • Hoja		4	L/2-24 mm
				4	H-66 mm
	AXi-57	Soleira condensação • Condensación		1	L
	AX-19	Vareta • Pletina falleba		1+1	Apro. L+H
	---	Bite • Junquillo		4	L/2-117 mm
				4	H-199 mm
	AXi-04	Inversor • Inversor		1	H-134 mm

ACESSÓRIOS E JUNTAS • ACCESORIOS Y JUNTAS

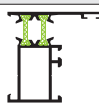


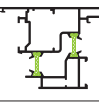







REF.	DESCRIÇÃO • DESCRIPTION	QUANTIDADE • CANTIDAD	
		ABRIR PRATICABLE	OSCILO-BATENTE OSCILOBATIENTE
30 92 00 20	Dobradiças C.E. • Bisagras C.E.	4	---
30 92 01 00	Goteiras • Tapa salida de aguas	4	4
30 92 01 20	Jogo fecho C.E. • Juego cierre C.E.	1	---
30 92 01 35	Esquadro alinhamento aro móvel • Escuadra alineamiento hoja	8	8
30 92 02 (xx)	Compasso O.B. • Compás O.B.	---	1
30 92 02 20	Kit oscilo-batente • Kit oscilobatiente	---	1
30 92 02 24	Kit 2ª folha oscilo-batente • Kit 2ª hoja oscilobatiente	---	1
30 92 02 60	Apoio da folha • Apoyo de la hoja	1	---
30 92 03 10	Kit cremone • Kit cremona	1	---
30 92 03 80	Esquadro janela • Escuadra ventana	12	12
30 92 01 12	Jogo topos inversor • Juego topes inversor	1	1
30 96 00 12	Jogo topos condensação • Juego topes condensación	1	1
30 96 00 15	Esquadro alinhamento móvel • Escuadra alineamiento hoja	8	8
30 92 03 96	Canto vulcanizado • Angulo vulcanizado	4	4
30 92 04 70	Espuma isolante • Espuma aislante	L	L
30 93 00 90	Junta exterior • Junta exterior	2L+4H	
30 93 01 10	Junta central • Junta central	2L+3H	
30 93 01 20	Junta interior • Junta interior	2L+4H	
---	Junta exterior vidro • Junta exterior vidrio	2L+4H	
---	Junta interior vidro • Junta interior vidrio	2L+4H	

VIDRO • VIDRIO

Hv = H-174 mm	Lv = L/2-131 mm
---------------	-----------------



Janela 1 folha abertura exterior • Ventana 1 hoja apertura exterior
PERFIS • PERFIS

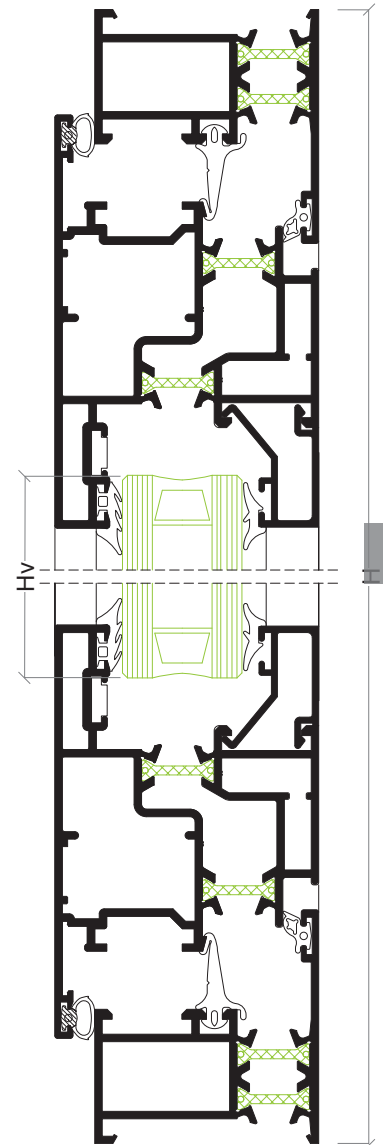
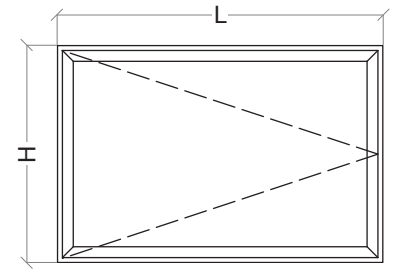
DESENHO • DISEÑO	REF.	DESCRIÇÃO • DESCRIPCIÓN	CORTE CORTE	QUANTIDADE CANTIDAD	MEDIDAS • MEDIDA
	AXi-03	Aro fixo • Marco		2	L
			2	H	
	AXi-60	Aro móvel abertura exterior Hoja apertura exterior		2	L-42 mm
			2	H-42 mm	
	AX-19	Vareta • Pletina falleba		1	H
	---	Bite • Junquillo		2	L-168 mm
				2	H-208 mm

ACESSÓRIOS E JUNTAS • ACCESORIOS Y JUNTAS

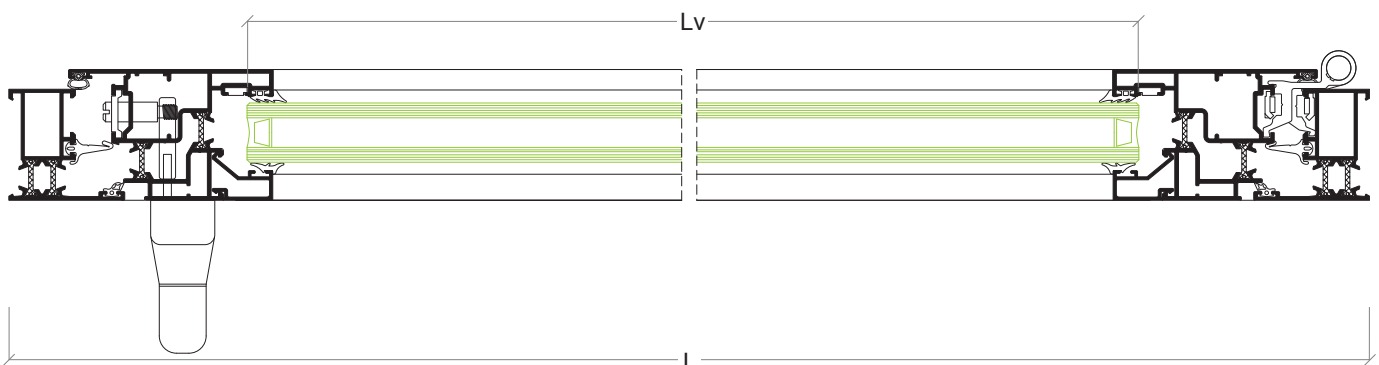
REF.	DESCRIÇÃO • DESCRIPTION	QUANTIDADE CANTIDAD
30 92 00 20	Dobradiças C.E. • Bisagras C.E.	2
30 92 02 60	Apoio da folha • Apoyo de la hoja	1
30 92 04 50	Cremona abertura exterior • Cremona apertura exterior	1
30 92 03 80	Esquadro janela • Escuadra ventana	8
30 96 00 15	Esquadro alinhamento móvel • Escuadra alineamiento hoja	4
30 92 04 60	Jogo de transmissão abertura exterior • Juego de transmisión apertura exterior	1
30 92 01 35	Esquadro alinhamento • Escuadra alineamiento	4
30 96 00 38	Esquadro interno móvel • Escuadra interno hoja	4
30 93 00 50	Junta central (opcional) • Junta central (opcional)	2L+2H
30 93 00 90	Junta exterior • Junta exterior	2L+2H
30 93 01 20	Junta interior • Junta interior	2L+2H
---	Junta exterior vidro • Junta exterior vidrio	2L+2H
---	Junta interior vidro • Junta interior vidrio	2L+2H

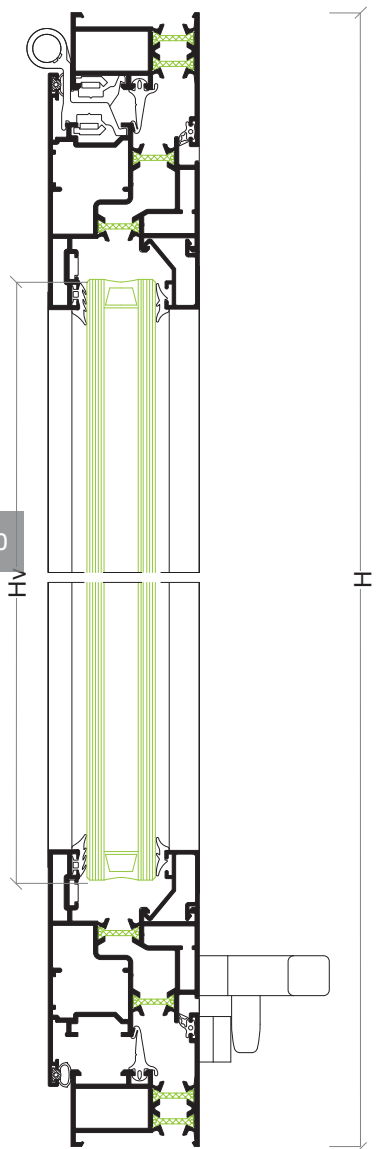
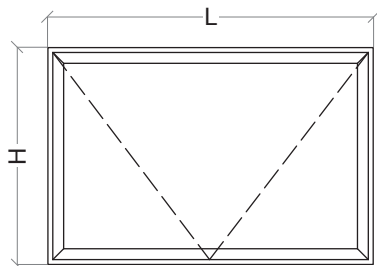
VIDRO • VIDRIO

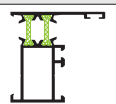


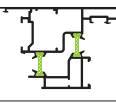





Hv = H-182 mm	Lv = L-182 mm
---------------	---------------



29



Janela 1 folha projectante • Ventana 1 hoja proyectante

PERFIS • PERFIS

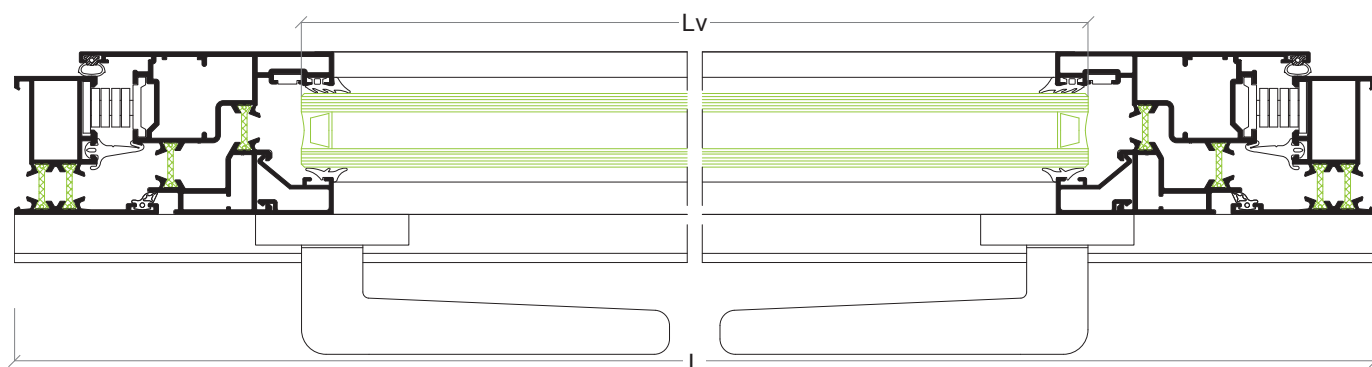
DESENHO • DISEÑO	REF.	DESCRIÇÃO • DESCRIPCIÓN	CORTE CORTE	QUANTIDADE CANTIDAD	MEDIDAS • MEDIDA
	AXI-03	Aro fixo • Marco		2	L
				2	H
	AXI-60	Aro móvel abertura exterior Hoja apertura exterior		2	L-42 mm
				2	H-42 mm
	---	Bite • Junquillo		2	L-168 mm
				2	H-208 mm

ACESSÓRIOS E JUNTAS • ACCESORIOS Y JUNTAS



REF.	DESCRIÇÃO • DESCRIPTION	QUANTIDADE CANTIDAD
30 92 03 80	Esquadro janela • Escuadra ventana	8
30 92 04 85	Jogo compasso • Juego compás	1
30 92 06 10	Cremona de lingueta • Cremona de presión	2
30 96 00 15	Esquadro alinhamento móvel • Escuadra alineamiento hoja	4
30 92 01 35	Esquadro alinhamento • Escuadra alineamiento	4
30 96 00 38	Esquadro interno móvel • Escuadra interno hoja	4
30 93 00 50	Junta central (opcional) • Junta central (opcional)	2L+2H
30 93 00 90	Junta exterior • Junta exterior	2L+2H
30 93 01 20	Junta interior • Junta interior	2L+2H
30 92 00 20	Dobradiças C.E. • Bisagras C.E.	2
---	Junta exterior vidro • Junta exterior vidrio	2L+2H
---	Junta interior vidro • Junta interior vidrio	2L+2H

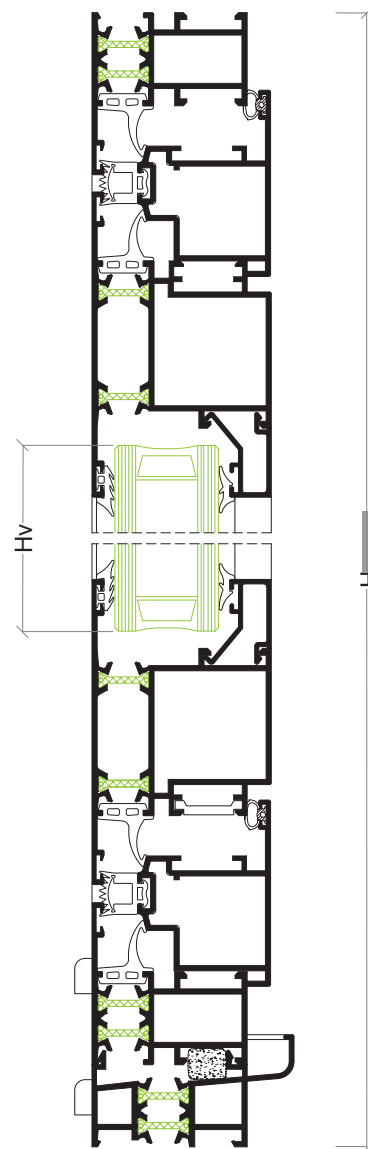
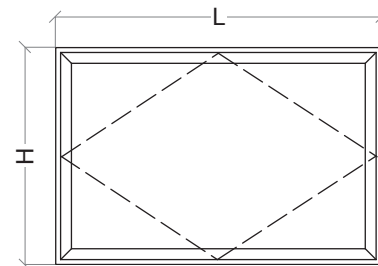
VIDRO • VIDRIO

Hv = H-182 mm	Lv = L-182 mm
---------------	---------------



Janela pivotante horizontal • Ventana pivotante horizontal
PERFIS • PERFIS

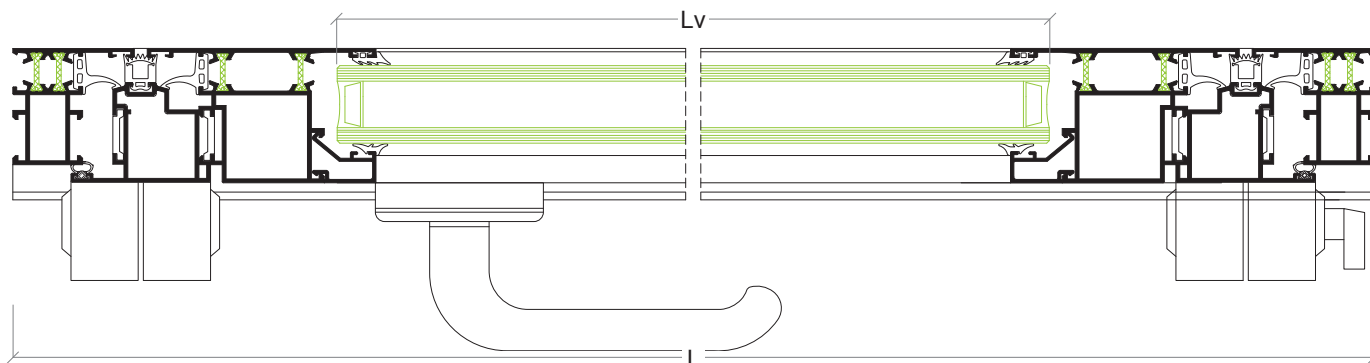
DESENHO • DESEÑO	REF.	DESCRIÇÃO • DESCRIPCIÓN	CORTE CORTE	QUANTIDADE CANTIDAD	MEDIDAS • MEDIDA
	AXi-38	Aro Fixo • Marco		2	L
			2	H-24 mm	
	AXi-40	Aro móvel • Marco		2	L-104 mm
			2	H-128 mm	
	AXi-41	Inversor • Inversor		2	L-45 mm
			2	H1 - 22,5 mm	
			2	H2 - 22,5 mm	
	AXi-57	Soleira condensação • Condensación		1	L
	---	Bite • Junquillo		2	L-241 mm
				2	H-305 mm

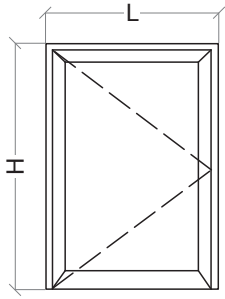

ACESSÓRIOS E JUNTAS • ACCESORIOS Y JUNTAS

REF.	DESCRIÇÃO • DESCRIPTION	QUANTIDADE CANTIDAD
30 20 30 09	Esquadro móvel • Escuadra hoja	4
30 92 01 00	Goteiras • Tapa salida de aguas	4
30 92 03 80	Esquadro janela • Escuadra ventana	4
30 92 04 10	Esquadro inversor pivotante • Escuadra inversor pivotante	4
30 92 07 10	Jogo pivotante • Juego pivotante	1
30 92 06 11	Cremona de lingueta • Cremona de presión	2
30 96 00 12	Jogo topos condensação • Juego topos condensación	1
30 92 04 70	Espuma isolante • Espuma aislante	L
30 00 95 01	Junta exterior • Junta exterior	2L+2H
30 20 30 08	Junta central • Junta central	4L+4H
30 93 01 20	Junta interior • Junta interior	2L+2H
---	Junta exterior vidro • Junta exterior vidrio	2L+2H
---	Junta interior vidro • Junta interior vidrio	2L+2H

VIDRO • VIDRIO

Hv = H-279 mm	Lv = L-255 mm
---------------	---------------



Porta 1 folha • Puerta 1 hoja

PERFIS • PERFIS

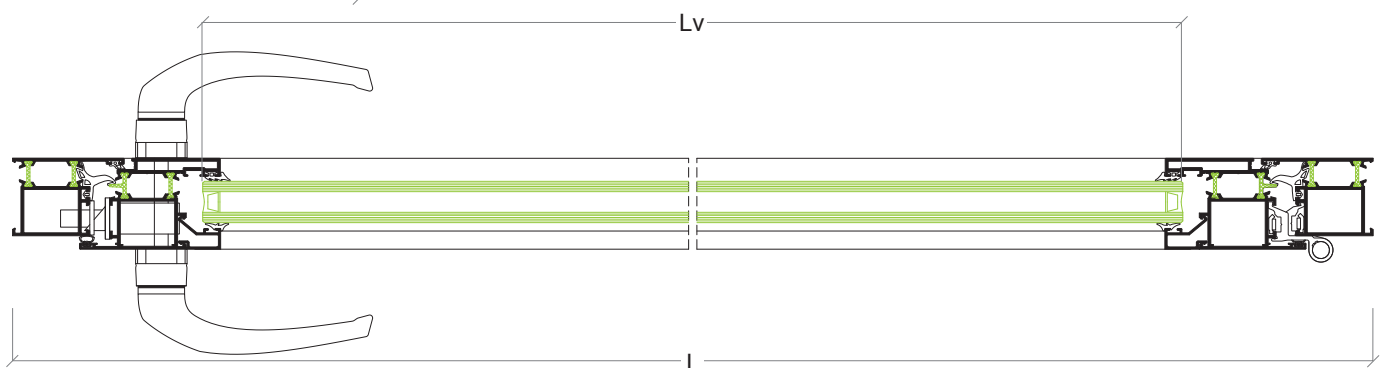
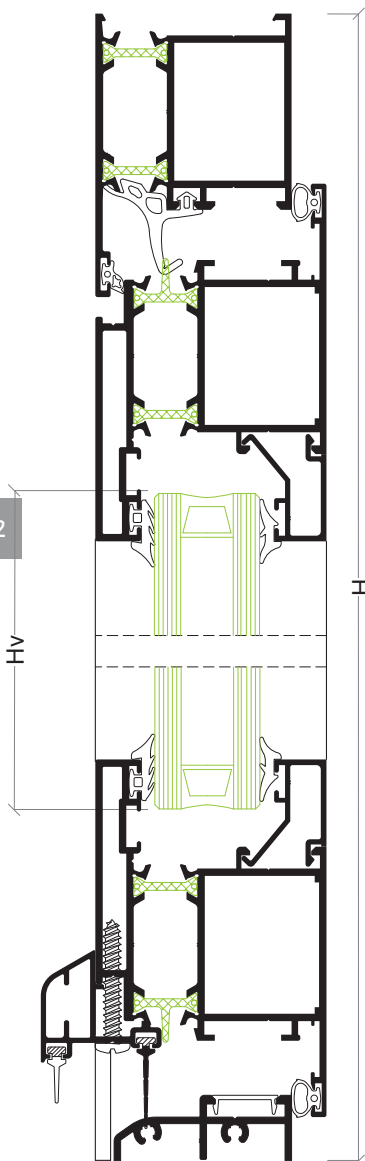
DESENHO • DISEÑO	REF.	DESCRIÇÃO • DESCRIPCIÓN	CORTE CORTE	QUANTIDADE CANTIDAD	MEDIDAS • MEDIDA
	AXi-08	Aro fixo • Marco		1	L
				2	H
	AXi-65	Aro móvel • Hoja		2	L-78 mm
				2	H-49 mm
	AX-83	Soleira • Acople Inferior		1	L-90 mm
	AZ-79	Pingadeira • Vierteaguas puerta		1	L-140 mm
	---	Bite • Junquillo		2	L-202 mm
				2	H-213 mm
	KL-04	Tampa • Tope		1	L-90mm

ACESSÓRIOS E JUNTAS • ACCESORIOS Y JUNTAS




REF.	DESCRIÇÃO • DESCRIPTION	QUANTIDADE CANTIDAD
30 00 95 15	Junta • Junta	1L
30 92 00 20	Dobradiças C.E. • Bisagras C.E.	3
30 92 03 90	Esquadro porta • Escuadra puerta	6
30 92 05 10	Fechadura 3 pontos • Cerradura 3 puntos	1
30 92 05 40	Canhão fechaduras • Bombillo cierre	1
30 92 05 60	Puxador duplo • Manilla doble	1
30 96 00 15	Esquadro alinhamento móvel • Escuadra alineamiento hoja	4
30 92 05 00	Jogo topos • Juego topes	1
30 92 03 96	Canto vulcanizado • Angulo vulcanizado	2
30 96 00 28	Esquadro alinhamento • Escuadra alineamiento	4
30 93 00 85	Junta de vedação AZ e AX • Junta de vedación AZ y AX	1L
30 93 00 90	Junta exterior • Junta exterior	1L+2H
30 93 01 10	Junta central • Junta central	1L+2H
30 93 01 20	Junta interior • Junta interior	2L+2H
---	Junta exterior vidro • Junta exterior vidrio	2L+2H
---	Junta interior vidro • Junta interior vidrio	2L+2H

VIDRO • VIDRIO

Hv = H-187 mm	Lv = L-216 mm
---------------	---------------



Porta 2 folhas • Puerta 2 hojas
PERFIS • PERFIS

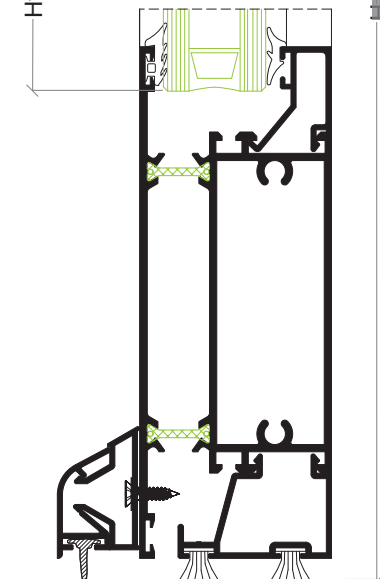
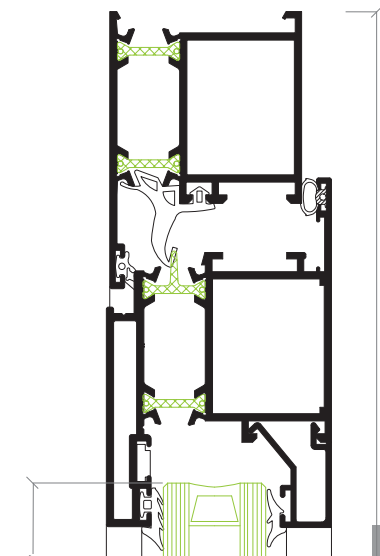
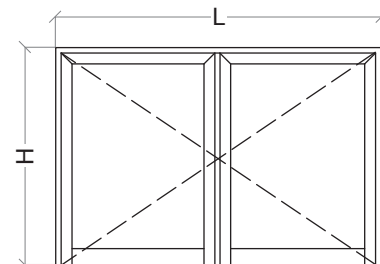
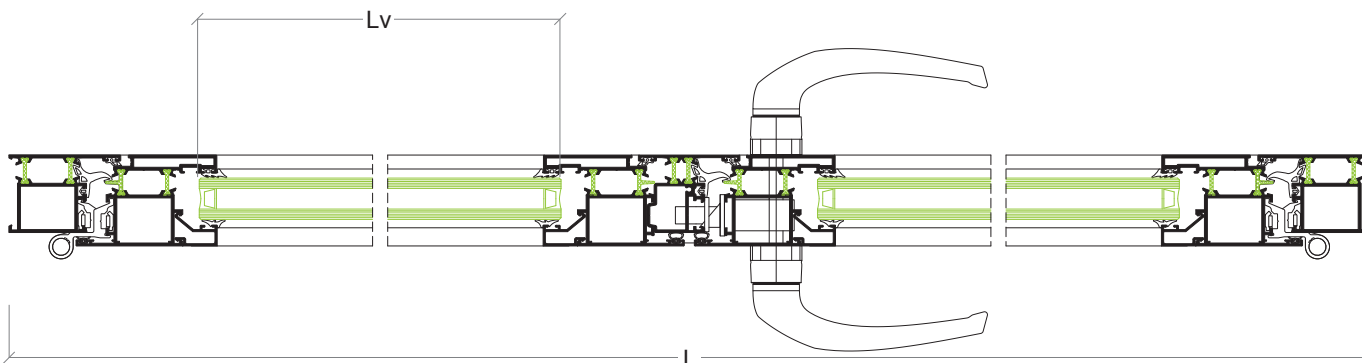
DESENHO • DESEÑO	REF.	DESCRIÇÃO • DESCRIPCIÓN	CORTE CORTE	QUANTIDADE CANTIDAD	MEDIDAS • MEDIDA
	AXi-08	Aro fixo • Marco		1	L
				4	H
	AXi-65	Aro móvel • Hoja		2	L/2-42 mm
				4	H-44 mm
	AXi-04	Inversor • Inversor		1	H-78 mm
	AXi-12	Travessa • Zócalo 120x45mm		2	L/2-157 mm
	AX-15	Bite remate • Junquillo aclope		2	L/2-166 mm
	---	Bite • Junquillo		4	L/2-166 mm
				4	H-246 mm
	AZ-60	Pingadeira • Vierteaguas		1	Aprox. L/2
				1	Aprox. L/2
	AZ-61	Clip pingadeira • Suplemento vierteaguas		2	L/2-206 mm

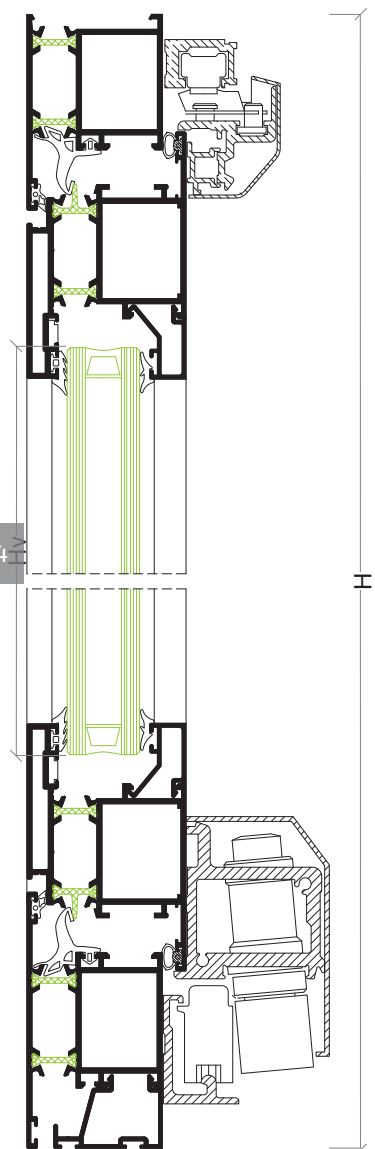
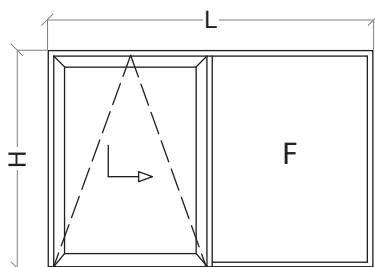
ACESSÓRIOS E JUNTAS • ACCESORIOS Y JUNTAS

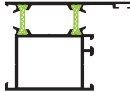


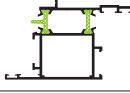


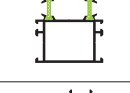











REF.	DESCRIÇÃO • DESCRIPTION	QUANTIDADE CANTIDAD
30 92 00 20	Dobradiças C.E. • Bisagras C.E.	6
30 92 01 12	Jojo topos inversor • Juego topos inversor	1
30 92 01 20	Jojo fecho C.E. • Juego cierre C.E.	1
30 92 03 90	Esquadro porta • Escuadra puerta	6
30 92 05 10	Fechadura 3 pontos • Cerradura 3 puntos	1
30 92 05 40	Canhão fechadura • Bombillo cierre	1
30 92 05 60	Puxador duplo • Manilla doble	1
30 96 00 15	Esquadro alinhamento móvel • Escuadra alineamiento hoja	4
30 92 05 00	Jojo topos • Juego topos	1
30 92 03 96	Canto vulcanizado • Angulo vulcanizado	2
30 96 00 28	Esquadro alinhamento • Escuadra alineamiento	2
30 93 00 84	Junta para pingadeiras AZ-60 e AZ-70 • Junta para vierteaguas AZ-60 e AZ-70	1
30 93 00 90	Junta exterior • Junta exterior	1L+4H
30 93 01 10	Junta central • Junta central	1L+3H
30 93 01 20	Junta interior • Junta interior	L+4H
30 95 00 10	Pelúcia 7x9 mm • Burlete 7x9 mm	2L
---	Junta exterior vidro • Junta exterior vidrio	2L+2H
---	Junta interior vidro • Junta interior vidrio	2L+2H

VIDRO • VIDRIO

Hv = H-220 mm	Lv = L-180 mm
---------------	---------------



Porta oscilo-paralela com fixo lateral • Puerta oscilo-paralela con fijo lateral

PERFIS • PERFIS

DESENHO • DISEÑO	REF.	DESCRIÇÃO • DESCRIPCIÓN	CORTE CORTE	QUANTIDADE CANTIDAD	MEDIDAS • MEDIDA
	AXi-08	Aro fixo • Marco		1	L
				2	H
	AXi-65	Aro móvel • Hoja		2	L1-56 mm
				2	H-98 mm
	AXi-06	Travessa • Travessa		1	L-81 mm
				1	H-101 mm
	AX-15	Bite remate • Junquillo acople		1	L-90 mm
	AX-19	Vareta • Pletina falleba		1+1	Apro. L+H
	---	Bite (folha) • Junquillo (hoja)		2	L1-180 mm
				2	H-262 mm
	---	Bite (fixo) • Junquillo (marco)		2	L2-67.5 mm
				2	H-150 mm

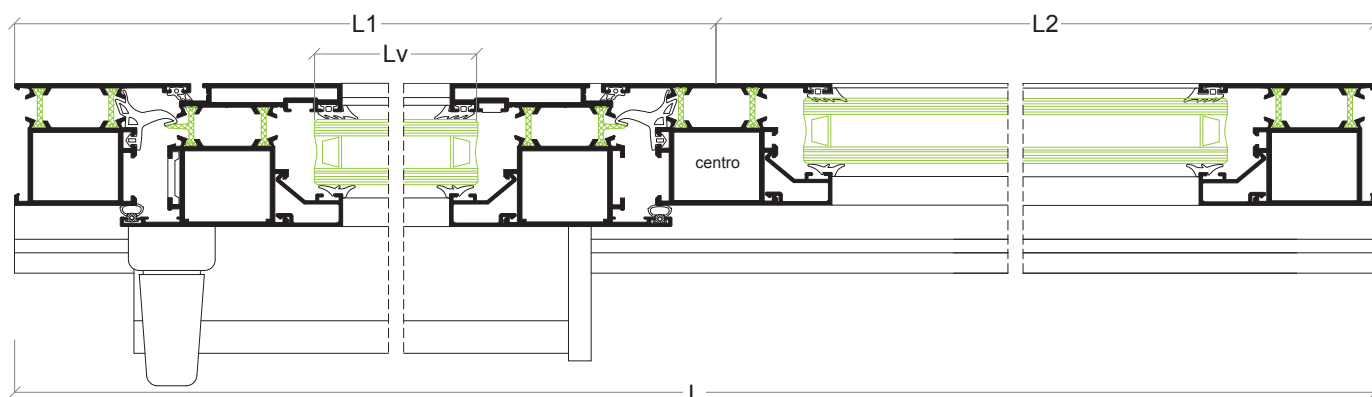
ACESSÓRIOS E JUNTAS • ACCESORIOS Y JUNTAS

REF.	DESCRIÇÃO • DESCRIPTION	QUANTIDADE • CANTIDAD
30 92 01 00	Goteiras • Tapa salida de aguas	4
30 92 01 50	União topos porta • Unión topos puerta	2
30 92 03 90	Esquadro porta • Escuadra puerta	6
30 96 00 15	Esquadro alinhamento móvel • Escuadra alineamiento hoja	4
---	Kit oscilo-paralela • Kit oscilo-paralela	1
30 92 03 96	Canto vulcanizado • Angulo vulcanizado	4
30 96 00 28	Esquadro alinhamento • Escuadra alineamiento	4
30 93 00 90	Junta exterior • Junta exterior	2L1+2H
30 93 01 10	Junta central • Junta central	2L1+2H
30 93 01 20	Junta interior • Junta interior	2L1+2H
---	Junta exterior vidro • Junta exterior vidrio	2L+2H
---	Junta interior vidro • Junta interior vidrio	2L+2H

	MÍNIMO • MÍNIMO	MÁXIMO • MÁXIMO
Largura da folha • Largo de la hoja	700 mm	1650 mm
Altura da folha • Alto de la hoja	850 mm	2400 mm
Peso máximo por folha 160 Kg • Peso máximo por hoja 160 kg		

VIDRO • VIDRIO

Hv folha • Hv hoja = H-236 mm	Lv folha • Lv hoja = L1-193 mm
Hv fixo • Hv fijo = H-124 mm	Lv fixo • Lv fijo = L2-81 mm



Porta 3 folhas harmónio • Puerta 3 hojas plegable
PERFIS • PERFIS

DESENHO • DISEÑO	REF.	DESCRIÇÃO • DESCRIPCIÓN	CORTE CORTE	QUANTIDADE • CANTIDAD	MEDIDAS • MEDIDA
	AXi-08	Aro fixo • Marco		2	H
	AXi-06	Travessa • Travessaño		1	L-81 mm
	AX-12	Travessa • Travessaño		1	L-81 mm
	AXi-65	Aro móvel • Hoja		6	(consultar)
				6	(consultar)
	AXi-04	Inversor • Inversor		2	(consultar)
	AX-15	Bite remate • Junquillo acople		2	L-90 mm
	AX-19	Vareta • Pletina falleba		2	2H
	---	Bite • Junquillo		6	(consultar)
				6	(consultar)

ACESSÓRIOS E JUNTAS • ACCESORIOS Y JUNTAS

REF.	DESCRIÇÃO • DESCRIPTION	QUANTIDADE • CANTIDAD
30 92 01 50	União topo porta • Unión topo puerta	2
30 92 01 00	Goteiras • Tapa salida de aguas	6
30 92 01 12	Jogo topos inversor • Juego topes inversor	2
30 92 03 90	Esquadro porta • Escuadra puerta	12
---	Kit harmónio • Kit plegable (3+0)	1
30 92 01 20	Jogo fecho C.E. • Juego cierre C.E.	1
30 92 03 96	Canto vulcanizado • Angulo vulcanizado	4
30 96 00 28	Esquadro alinhamento • Escuadra alineamiento	12
30 96 00 15	Esquadro móvel exterior • Escuadra hoja exterior	12
30 93 00 90	Junta exterior • Junta exterior	2L+6H
30 93 01 10	Junta central • Junta central	2L+4H
30 93 01 20	Junta interior • Junta interior	2L+6H
---	Junta exterior vidro • Junta exterior vidrio	2L+6H
---	Junta interior vidro • Junta interior vidrio	2L+6H

	MÍNIMO • MÍNIMO	MÁXIMO • MÁXIMO
Largura da folha • Largo de la hoja	600 mm	900 mm
Altura da folha • Alto de la hoja	850 mm	2400 mm

Peso máximo por folha 80 Kg • Peso máximo por hoja 80 kg

VIDRO • VIDRIO

Hv = consultar	Lv F1 = consultar
	Lv F2 = consultar

