

Sistema

AKi

Sistema AKi

Sistema de batente com RPT - 75 mm

Características do sistema

Sistema de batente com rotura térmica de elevadas prestações térmicas e acústicas.

O sistema AKi possibilita a execução de 5 versões de caixilharia:

1. Linha recta;
2. Linha curva;
3. Linha tradição;
4. Linha oval;
5. Folha Oculta 3D.

O sistema AKi permite a aplicação de vidros duplos ou triplos de alto rendimento de modo a responder às exigências de isolamento térmico e acústico.

A versão AKi Folha Oculta permite a ocultação do aro móvel.

Perfis de alumínio

Os perfis de alumínio são extrudidos na liga de alumínio 6060 para arquitectura de acordo com norma NP EN 12020-02;

Rotura térmica obtida por inserção de varetas isolantes de poliamida tipo ómega de 39 mm, reforçadas com 25% de fibra de vidro;

Espessura média dos perfis de alumínio de 1.5 mm para janelas e de 1.7 mm para portas.

Aros fixos

Secção dos aros fixos de 75 mm ou 99.5 mm com tripla câmara;

Aros fixos com esquadros duplos para montagem a meia esquadria;

Aros fixos tradicionais para mercado interno;

Aros fixos com clip exterior e aba de remate direta de 25 mm ou 45 mm;

Aros fixos com clip exterior e interior para aplicação de remate de 30 mm.

Aros móveis

Secção dos aros móveis de 83 mm com tripla câmara;

Enchimento para vidro duplo ou triplo de 24 mm a 60 mm no sistema AKi;

Enchimento para vidro duplo ou triplo até 34 mm no sistema AKi Folha Oculta 3D;

Aros móveis de linha recta, curva ou tradição;

Aros móveis com esquadros duplos para montagem a meia esquadria;

Perfil inversor de linha recta.

Dimensionamento e manobralidade

Dimensões mínimas - máximas de folha: 457 mm - 1700 mm (L); 600 mm - 2700 mm (H);

Possibilidades de abertura: fixo, batente interior 1 ou 2 folhas com oscilo-batente, exterior, basculante, projectante, pivotante, harmónio e oscilo-paralela;

Estanquidade assegurada através de juntas triplas em EPDM.

Performances

Sistema certificado por laboratório notificado para Ensaio Tipo Inicial (ITT) de acordo com a norma de produto EN 14351-1 para efeitos de Marcação CE.

Categorias alcançadas na avaliação do sistema AKi tipologia janela:

1. Permeabilidade ao ar: Classe 4 (norma de ensaio EN 1026)
2. Estanquidade à água: Classe E750 (norma de ensaio EN 1027)
3. Resistência ao vento: Classe C5 (norma de ensaio EN 12211)

Categorias alcançadas na avaliação do sistema AKi tipologia porta:

1. Permeabilidade ao ar: Classe 4 (norma de ensaio EN 1026)
2. Estanquidade à água: Classe E1200 (norma de ensaio EN 1027)
3. Resistência ao vento: Classe C2 (norma de ensaio EN 12211)
4. Resistência à torção estática: Apto 350N (norma de ensaio EN 14609)

Categorias alcançadas na avaliação do sistema AKi - Folha Oculta 3D tipologia janela:

1. Permeabilidade ao ar: Classe 4 (norma de ensaio EN 1026)
2. Estanquidade à água: Classe 8A (norma de ensaio EN 1027)
3. Resistência ao vento: Classe C5 (norma de ensaio EN 12211)

Coefficiente de transmissão térmica de vão de 2 folhas, sistema AKi, com 1.20 m x 1.50 m com vidro $U_g = 0.5 \text{ W/m}^2\text{K}$, com intercalar efeito "Warm Edge":

• $U_w = 1.00 \text{ W/m}^2\text{K}$

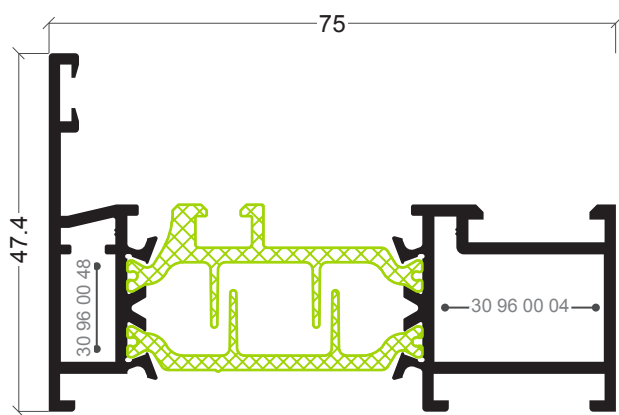
Coefficiente de transmissão térmica de vão de 2 folhas, sistema AKi - Folha Oculta 3D, com 1.80m x 2.20m com vidro $U_g = 0.7 \text{ W/m}^2\text{K}$, com intercalar efeito "Warm Edge":

• $U_w = 1.11 \text{ W/m}^2\text{K}$

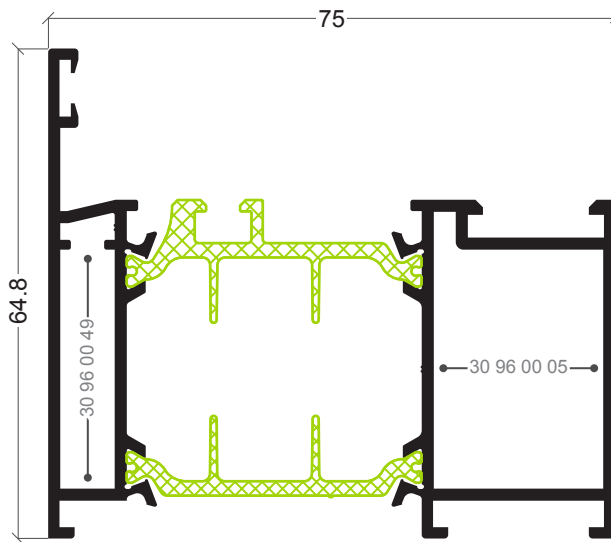
Coefficiente de atenuação acústica de vão de 2 folhas com vidro 5/16/5:

• $R_w \text{ (C; Ctr)} = 35 \text{ dB (-2; -4)}$

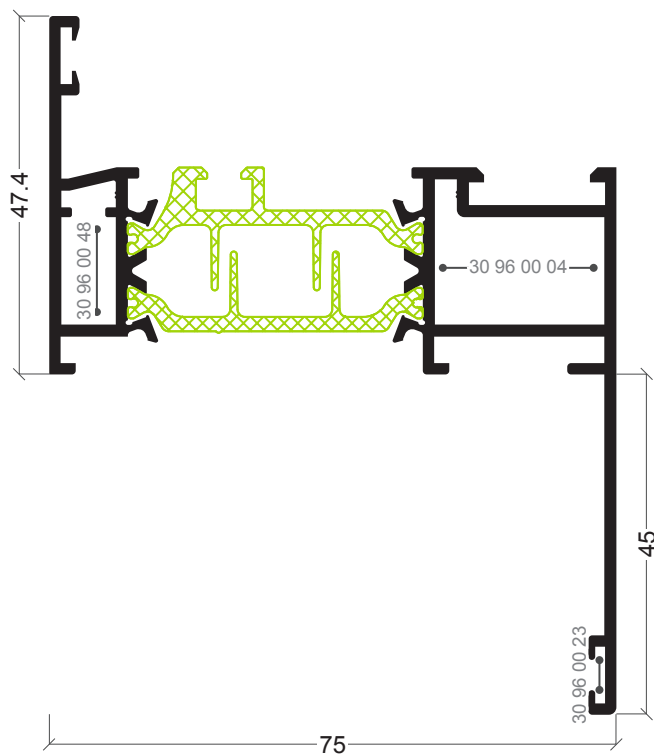
Zonas de aplicação segundo RCCTE (em função do valor U_g): I1, I2, I3, V1, V2, V3.



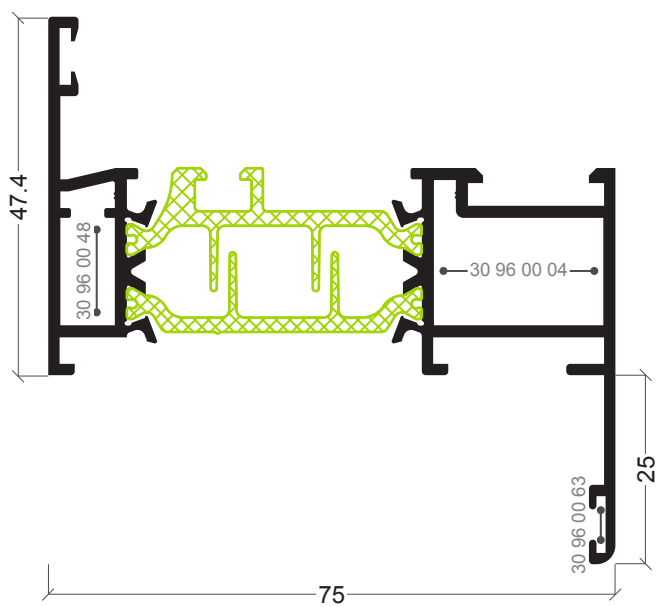
AKi-03
Aro fixo



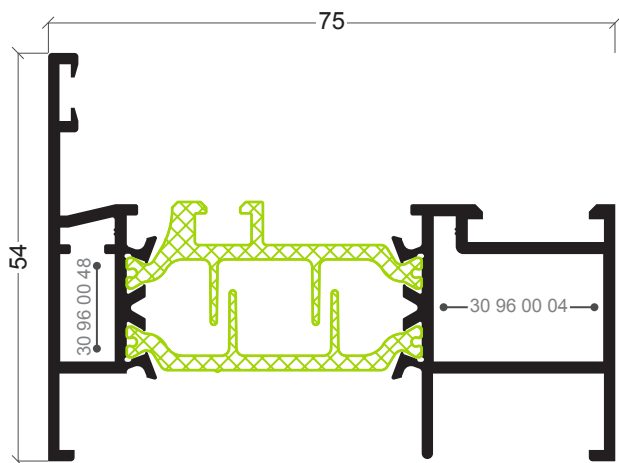
AKi-08
Aro fixo



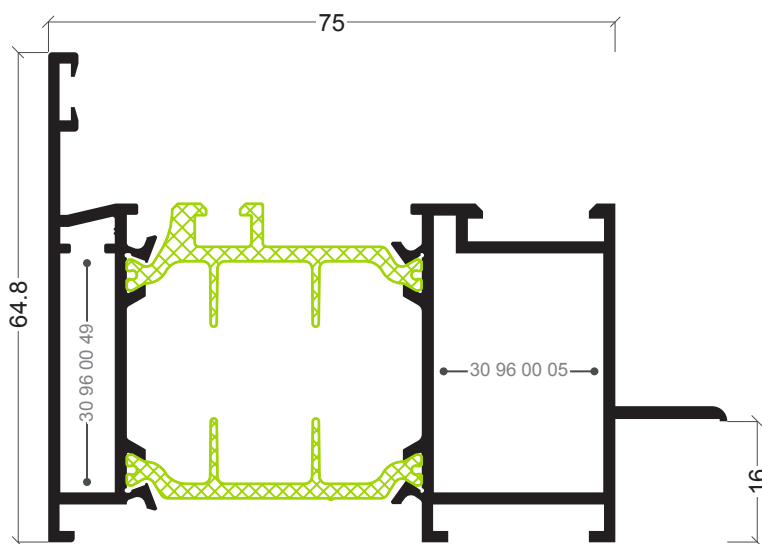
AKi-33
Aro fixo com remate 45 mm



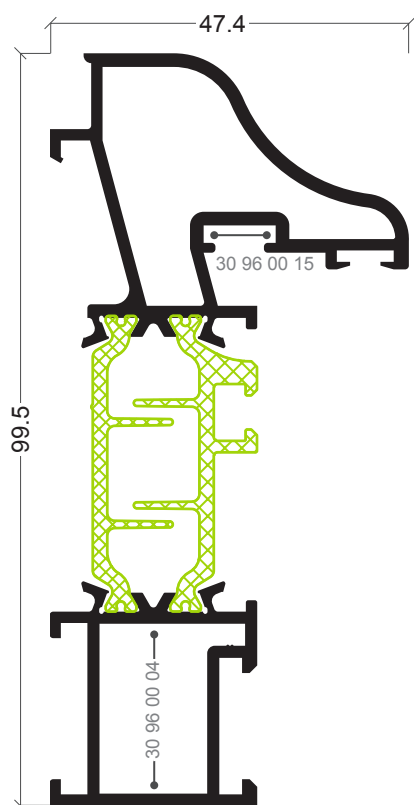
AKi-35
Aro fixo com remate 25 mm



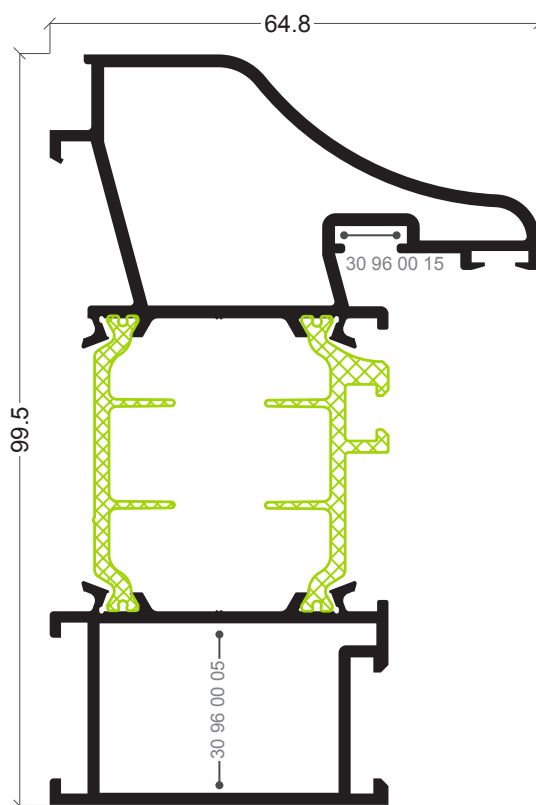
AKi-81
Aro fixo



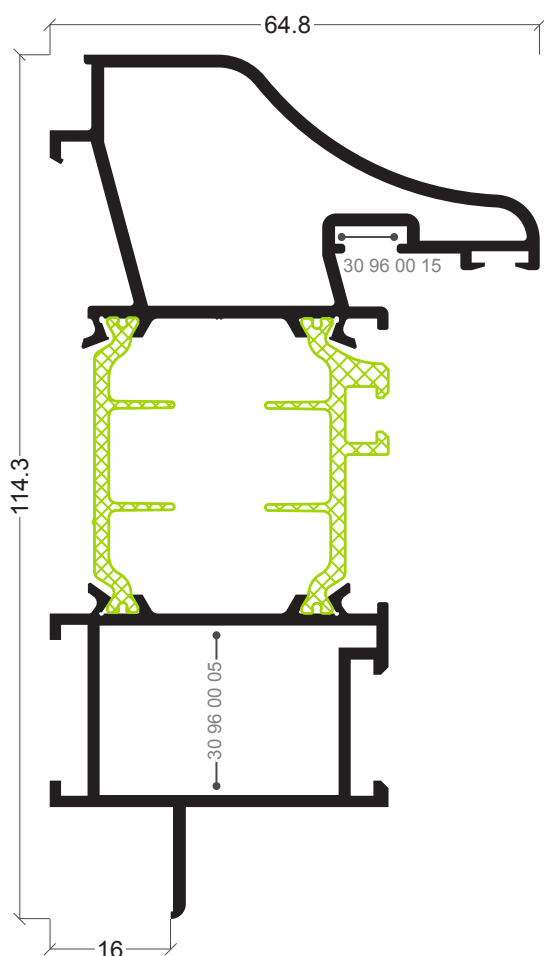
AKi-68
Aro fixo para apanelado



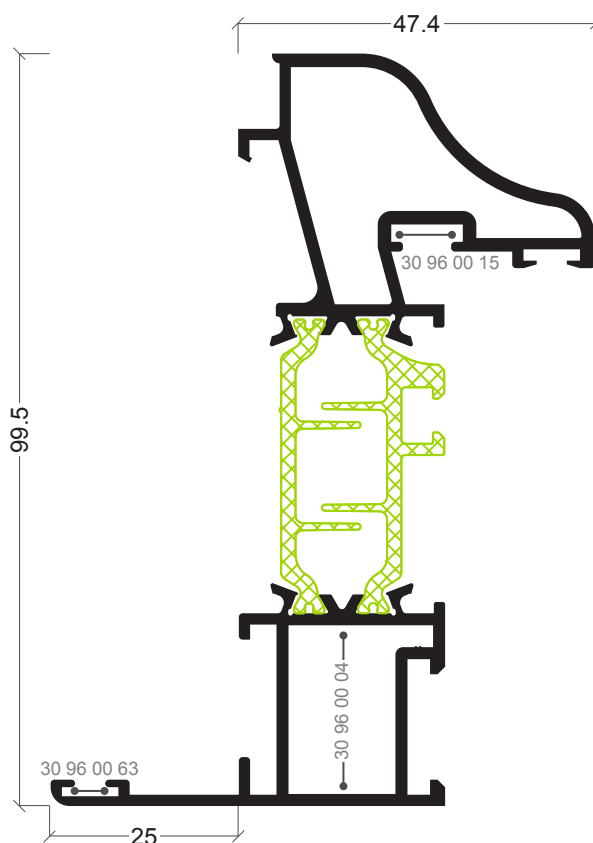
AKi-57
Aro fixo



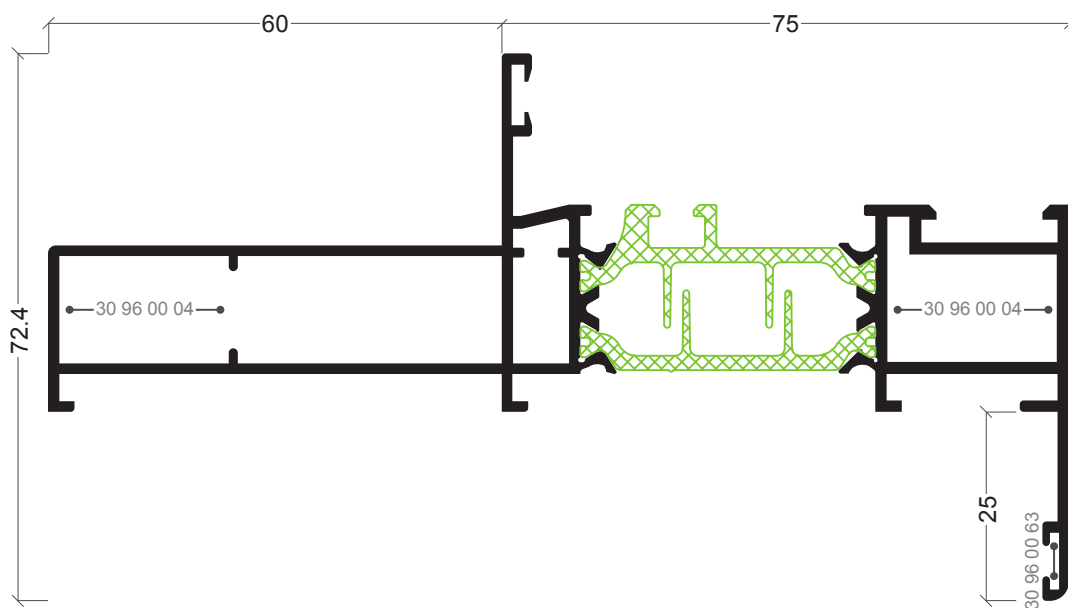
AKi-59
Aro fixo



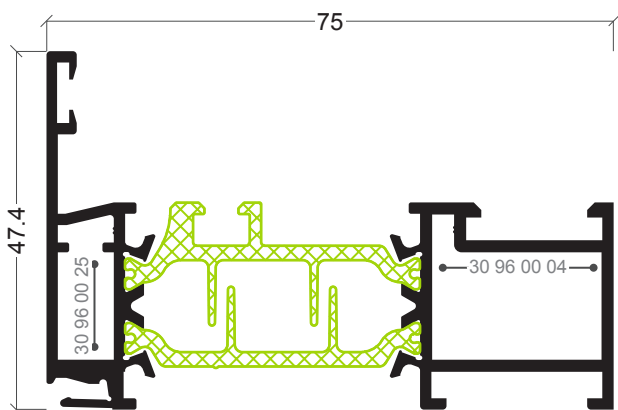
AKi-69
Aro fixo para apanelado



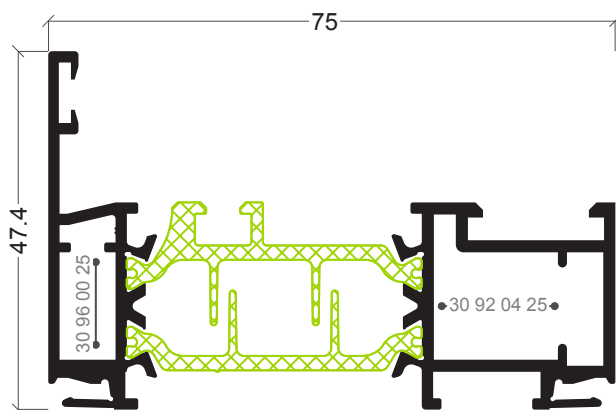
AKi-77
Aro fixo com remate



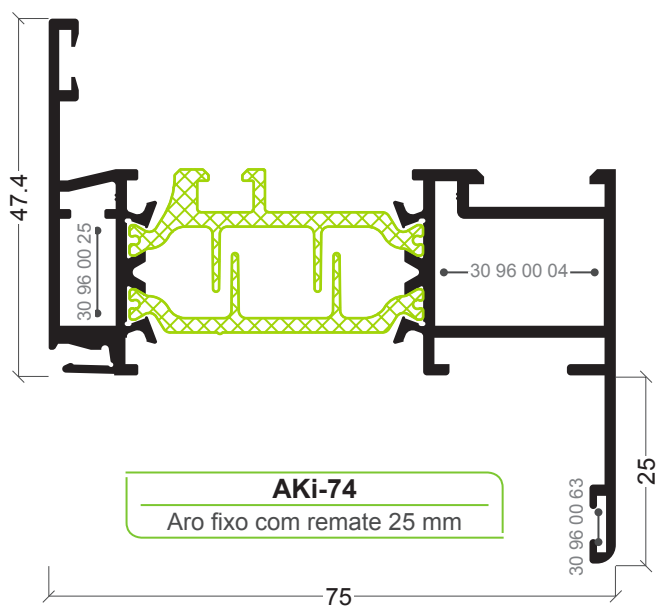
AKi-86
Aro fixo com remate



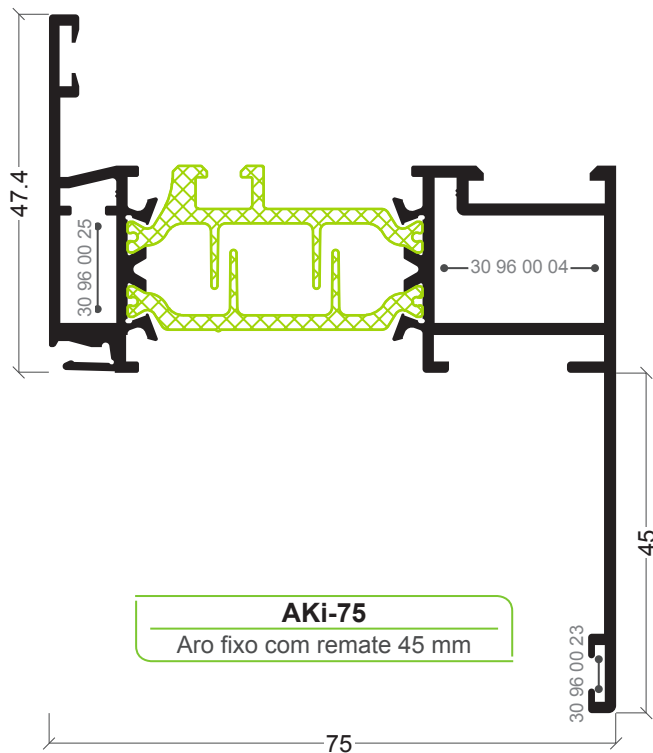
AKi-76
Aro fixo



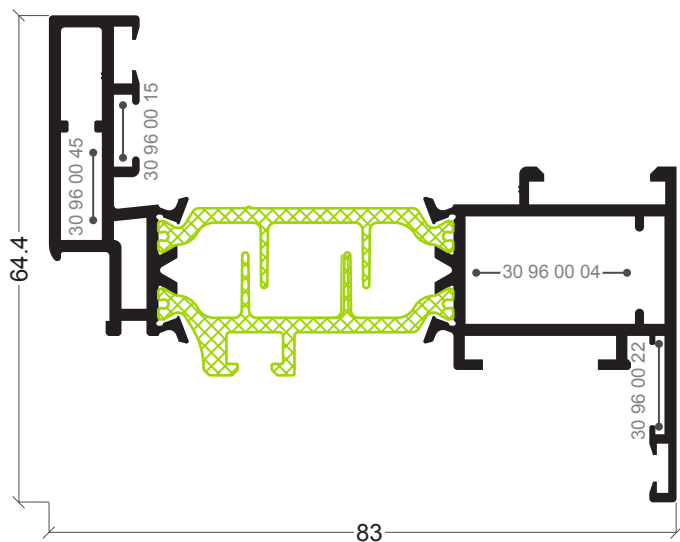
AKi-80
Aro fixo com clip interior/exterior



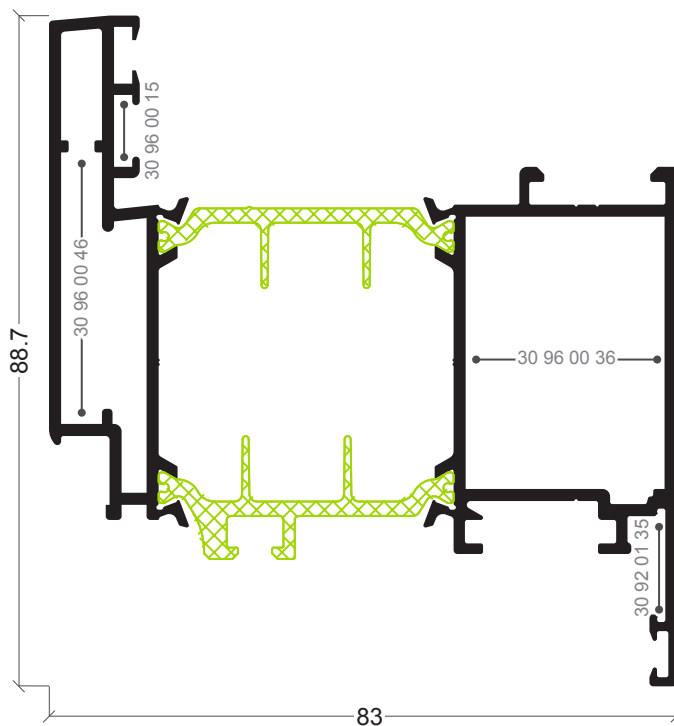
AKi-74
Aro fixo com remate 25 mm



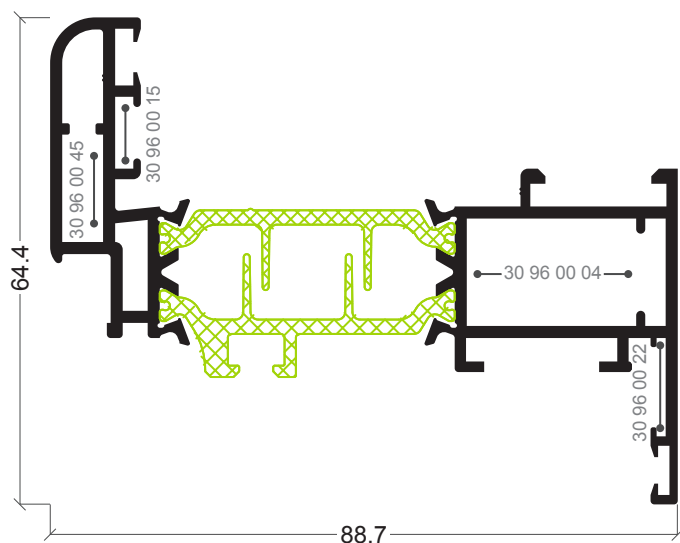
AKi-75
Aro fixo com remate 45 mm



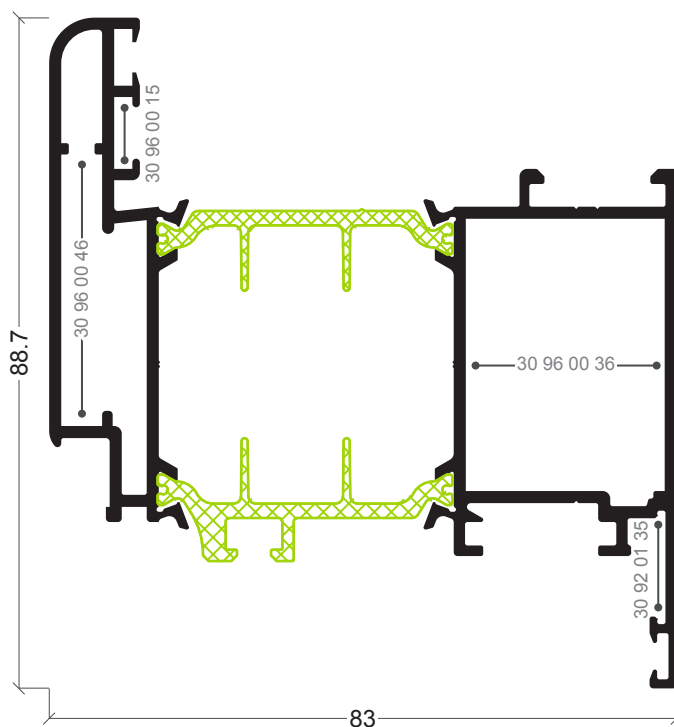
AKi-61
Aro móvel



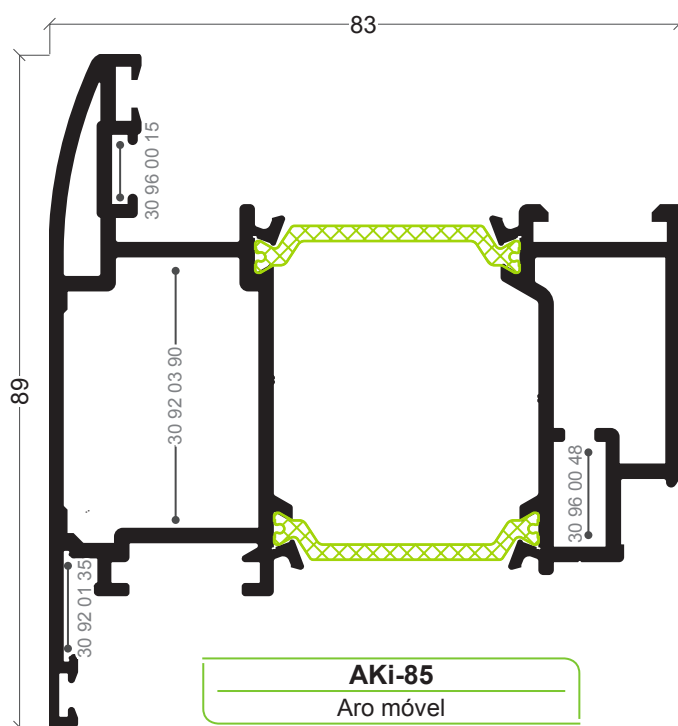
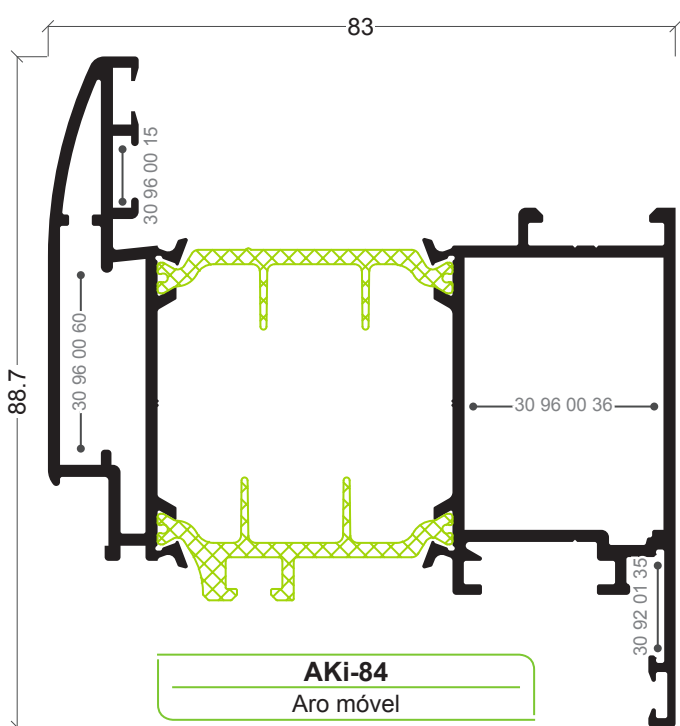
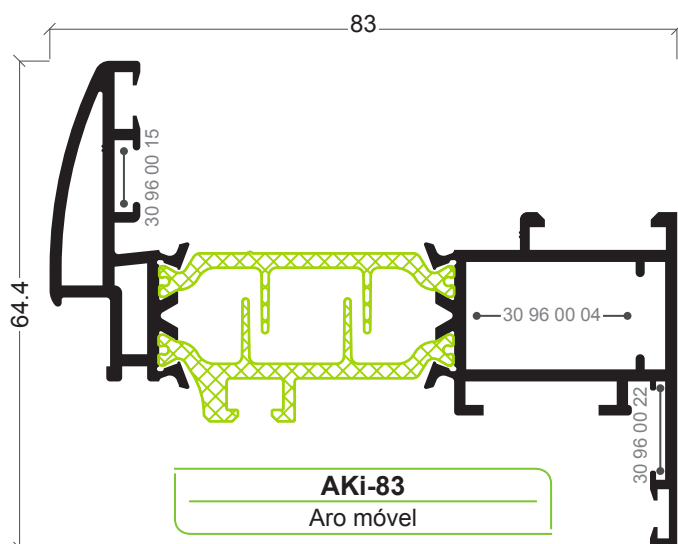
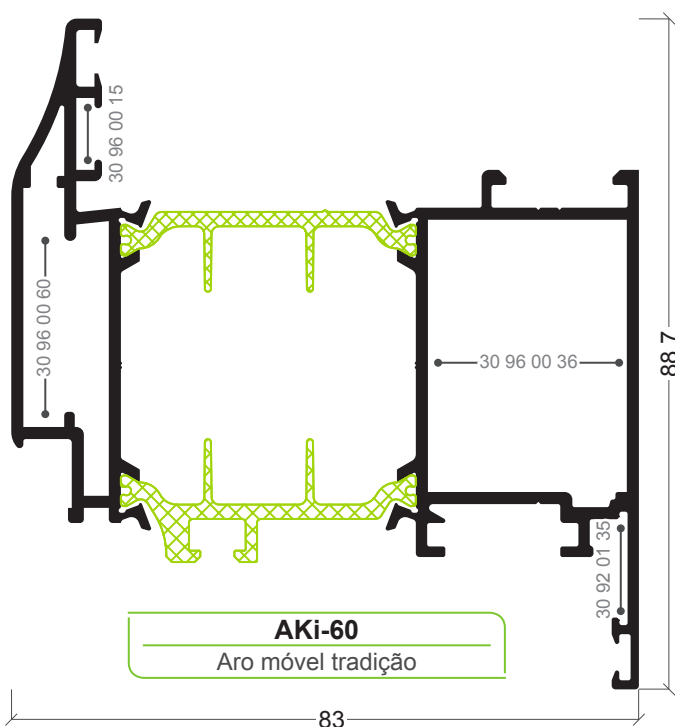
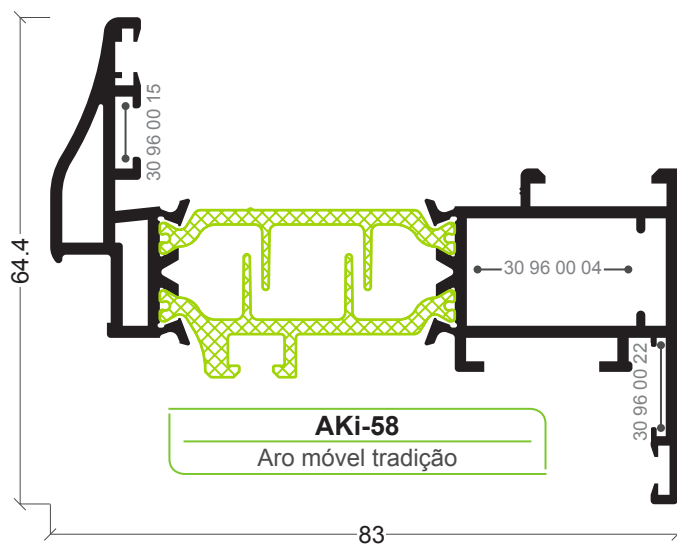
AKi-36
Aro móvel

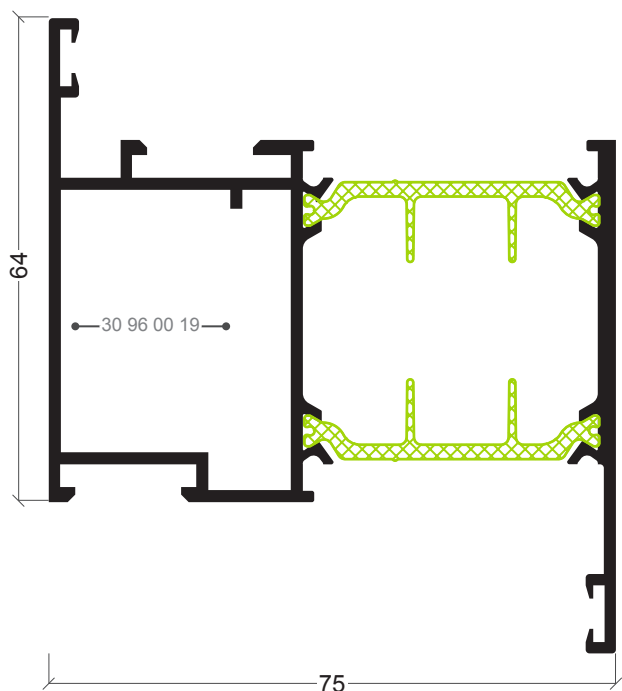


AKi-05
Aro móvel

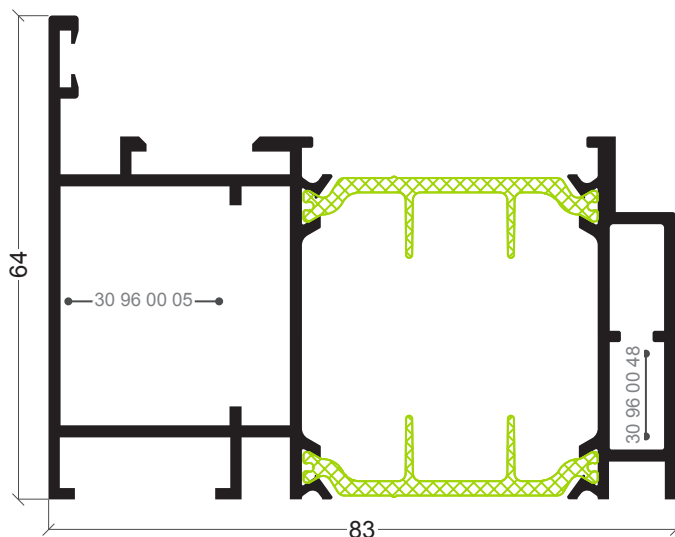


AKi-10
Aro móvel

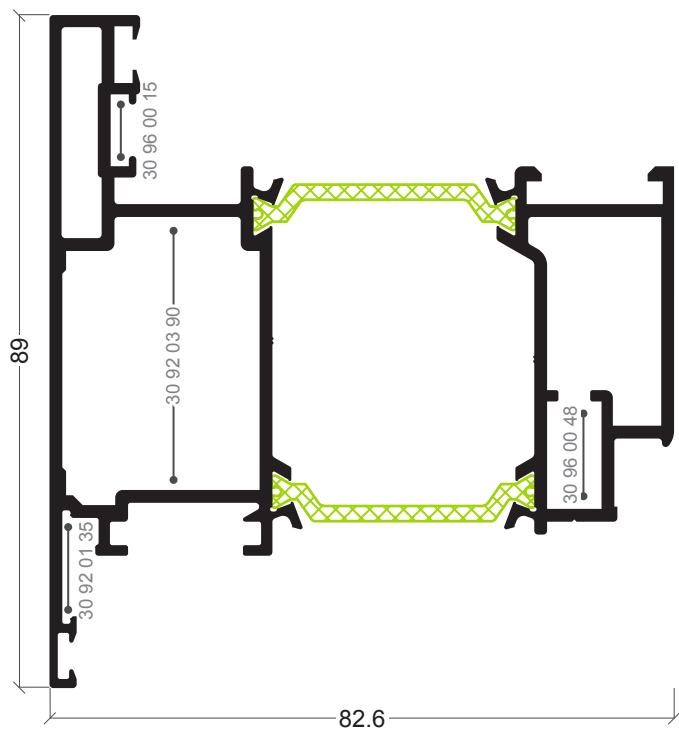




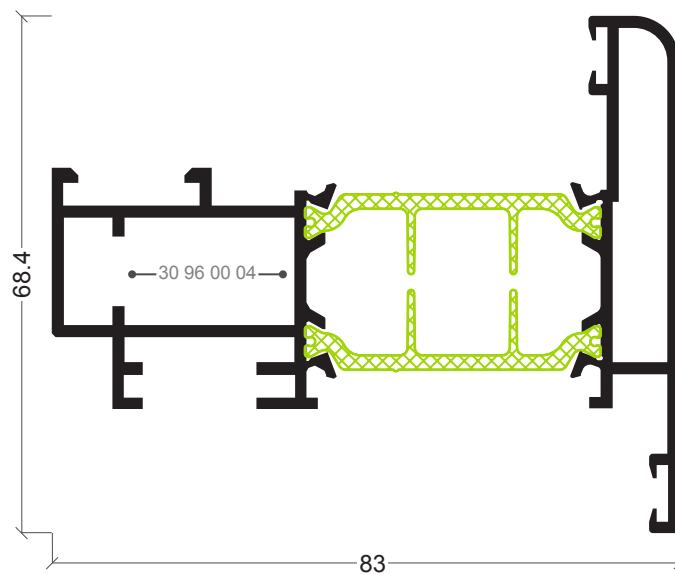
AKi-11
Aro fixo ab.exterior c/ fixo lateral



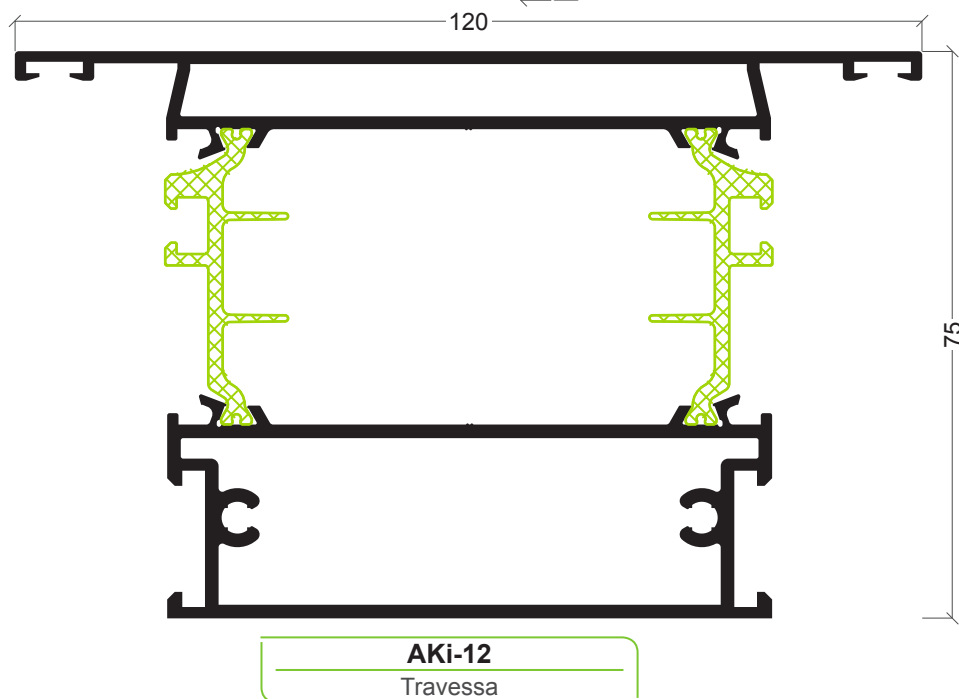
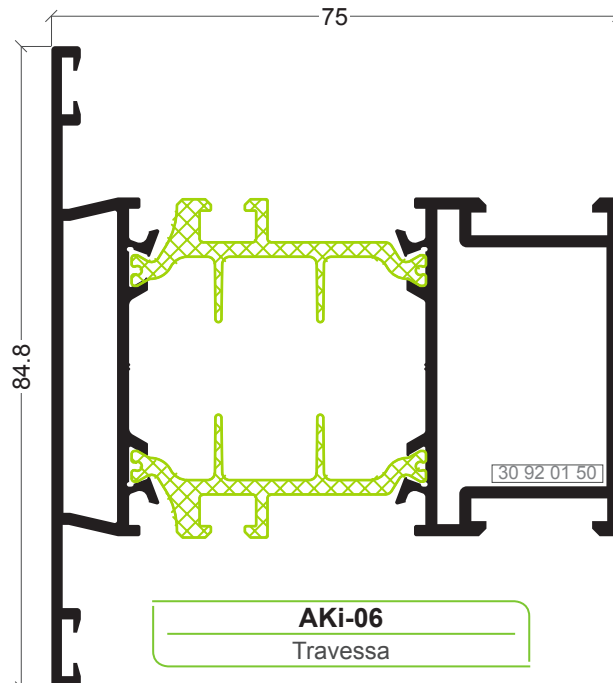
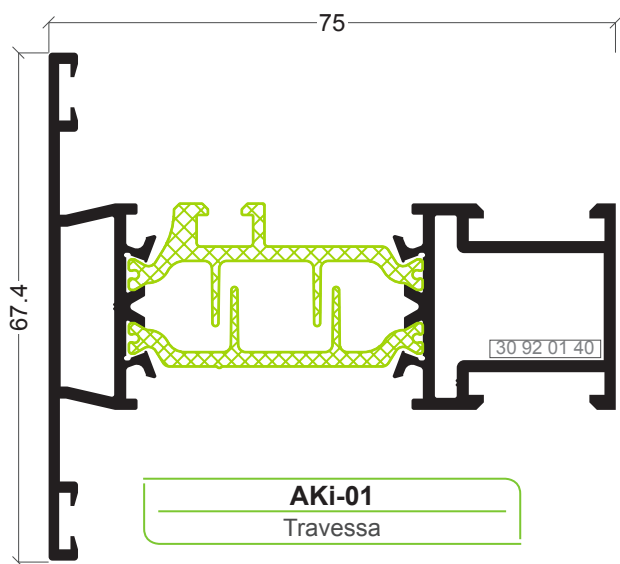
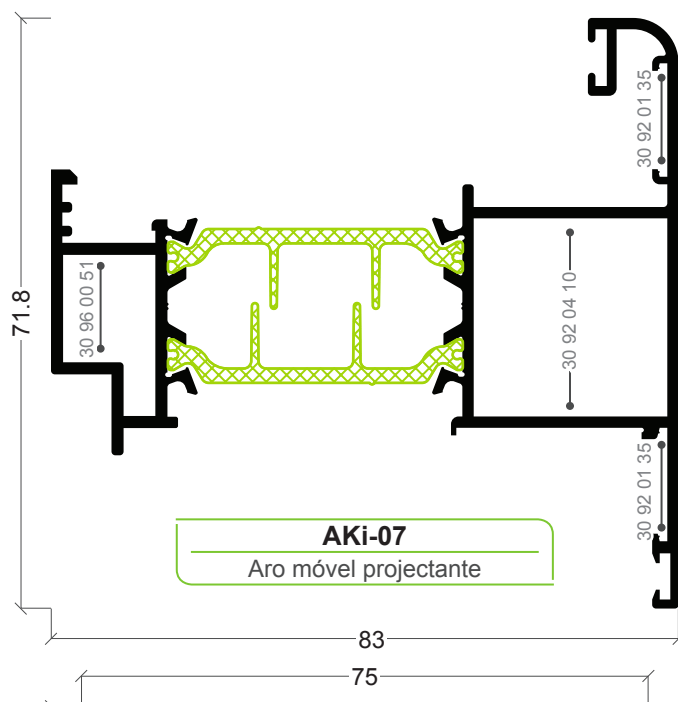
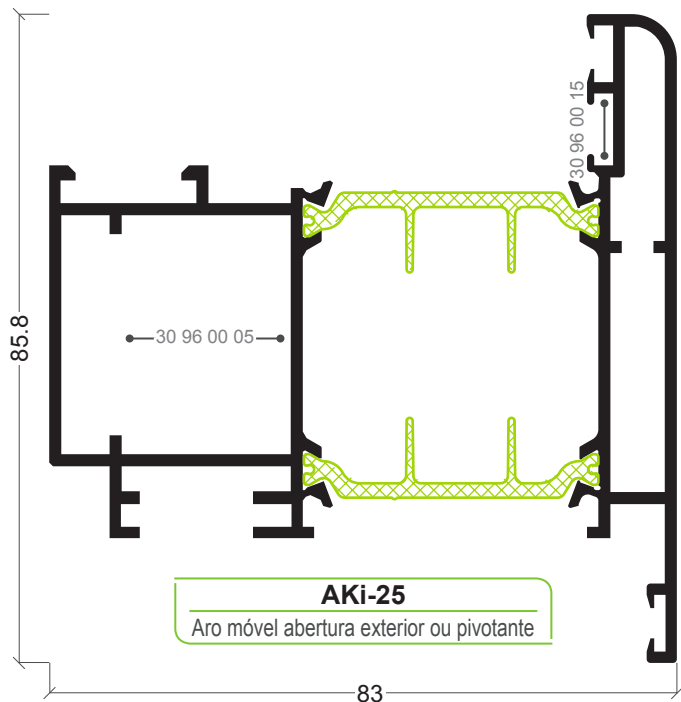
AKi-09
Aro fixo abertura exterior AKi-25

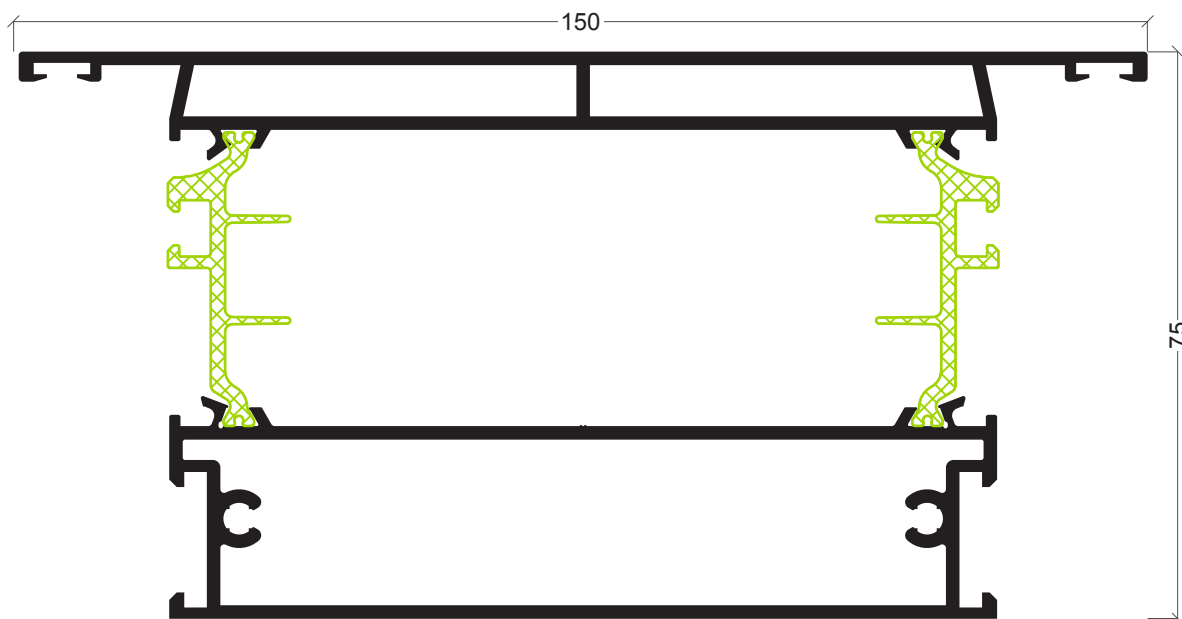


AKi-72
Aro móvel abertura exterior

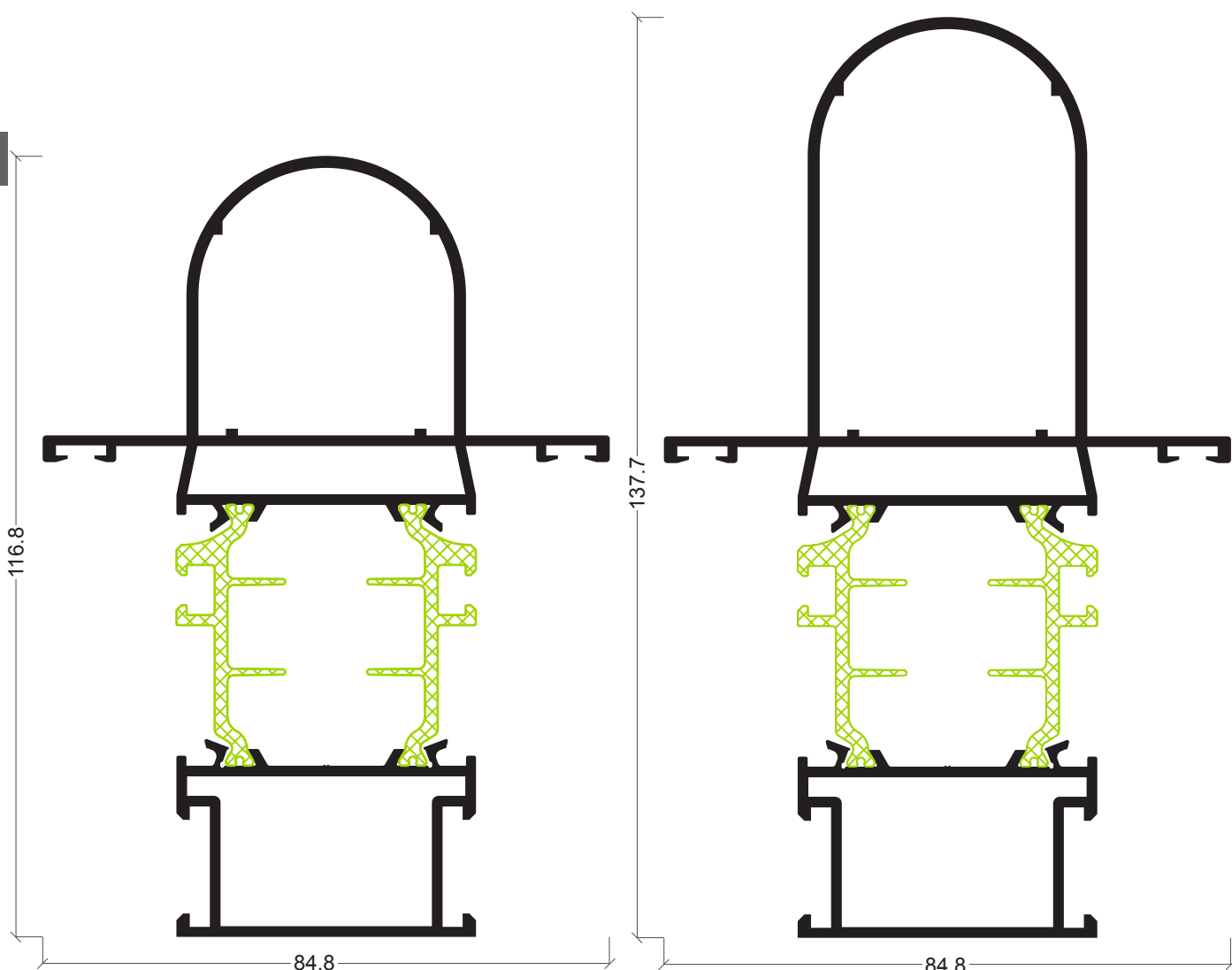


AKi-02
Aro móvel pivotante



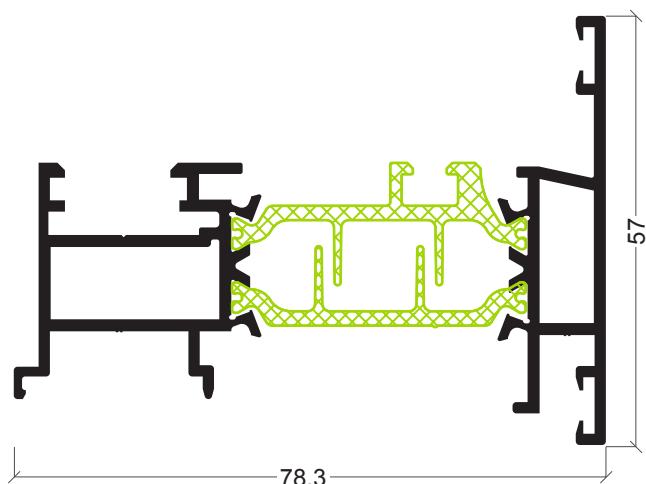


AKi-13
Travessa

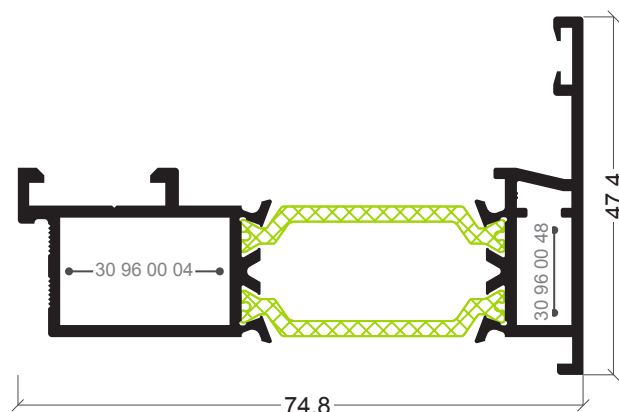


AKi-17
Montante

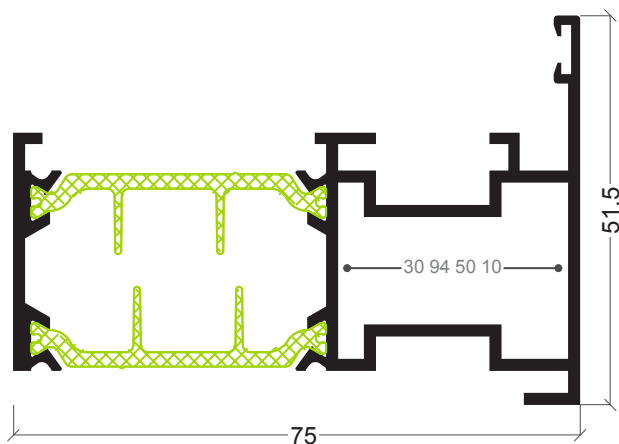
AKi-18
Montante



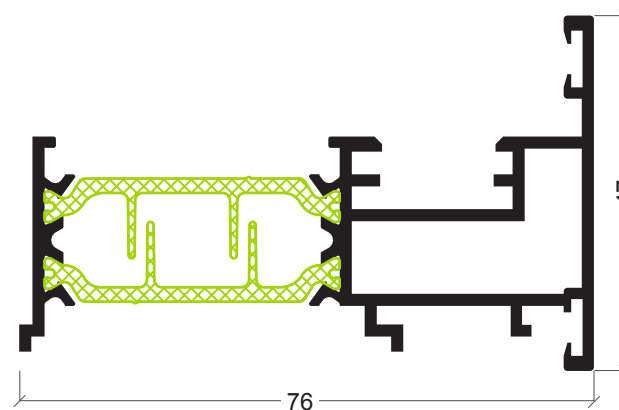
AKi-04
Inversor



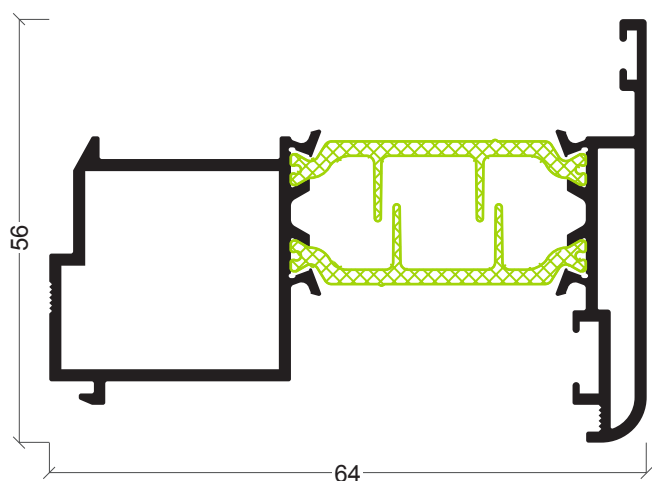
AKi-73
Inversor de sentido de abertura



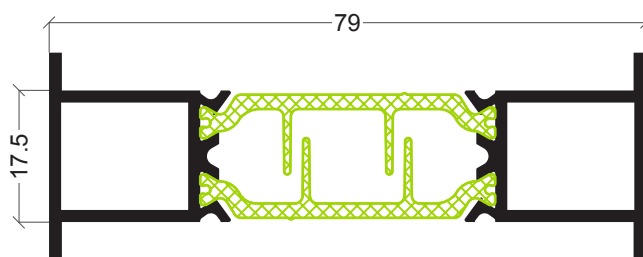
AKi-14
Inversor pivotante



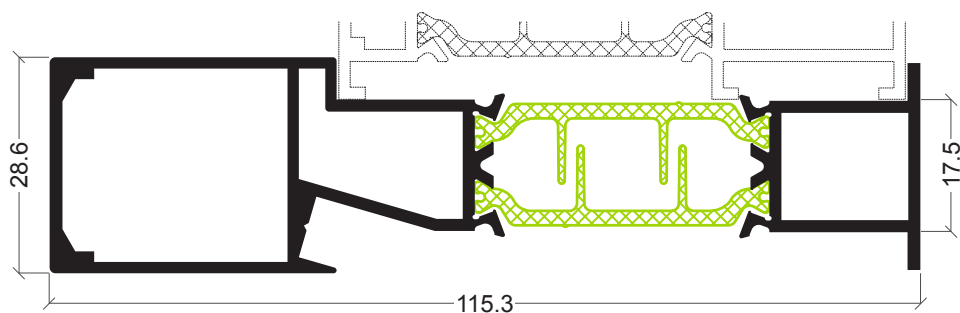
AKi-15
Inversor para AKi-25



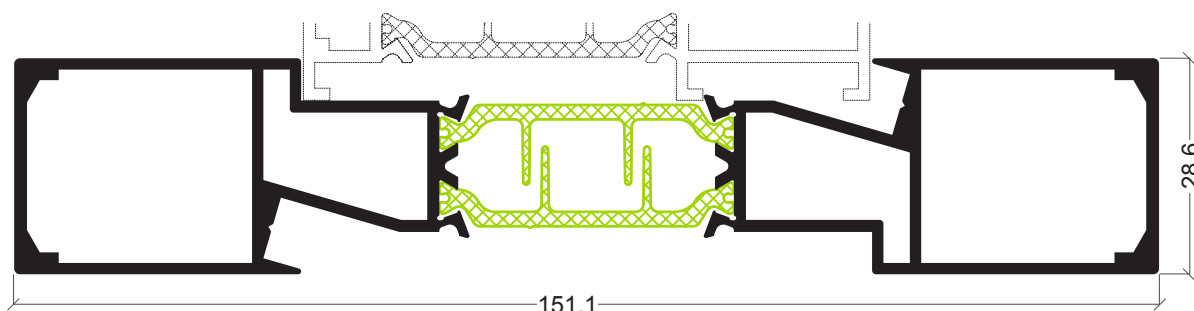
AKi-51
Inversor projectante



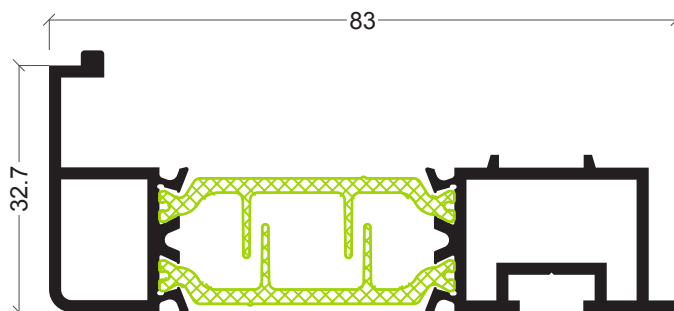
AKi-21
União de aros



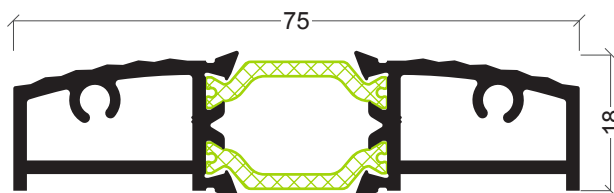
AKi-65
União de aros com reforço



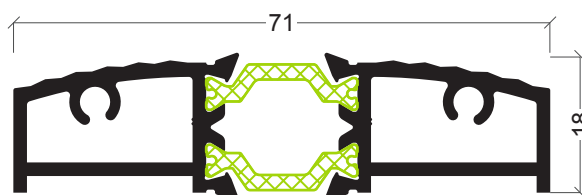
AKi-67
União de aros com reforço




AKi-23
Remate almofada



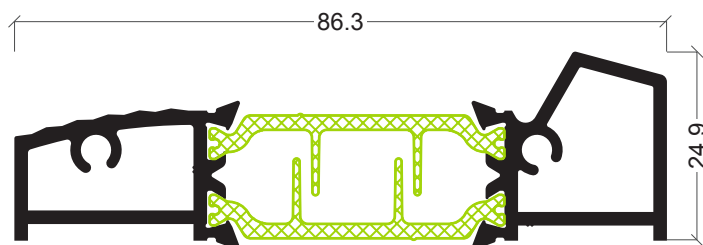
ATi-69
Remate inferior porta



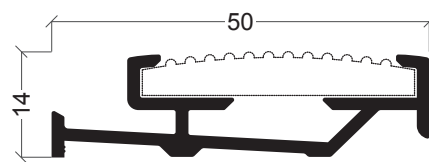
AKi-82
Remate inferior porta



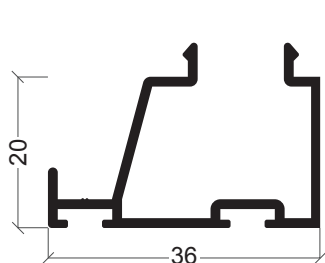
AKi-70
Remate inferior porta



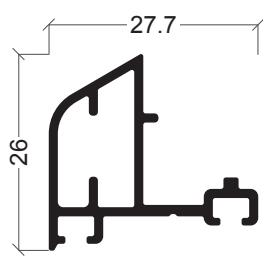
AKi-63
Remate inferior porta



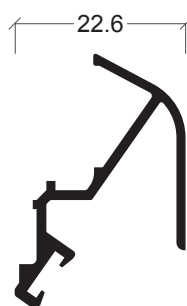
AZ-69
Remate inferior porta



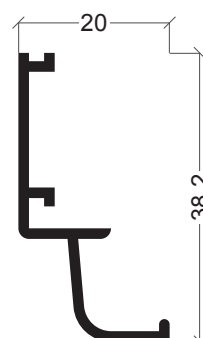
AX-15
Bite remate



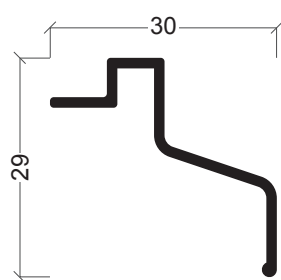
AZ-79
Pingadeira



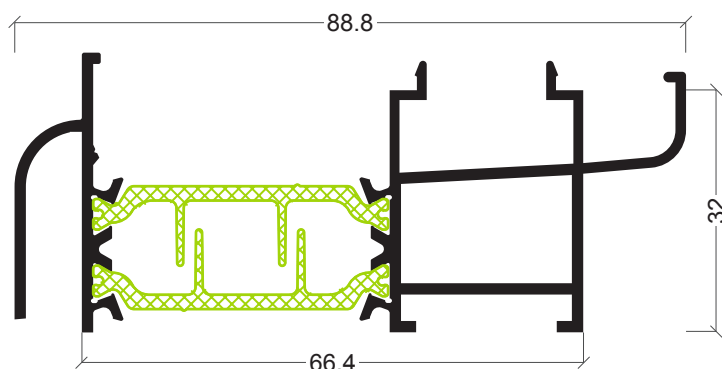
ARi-62
Pingadeira inferior porta



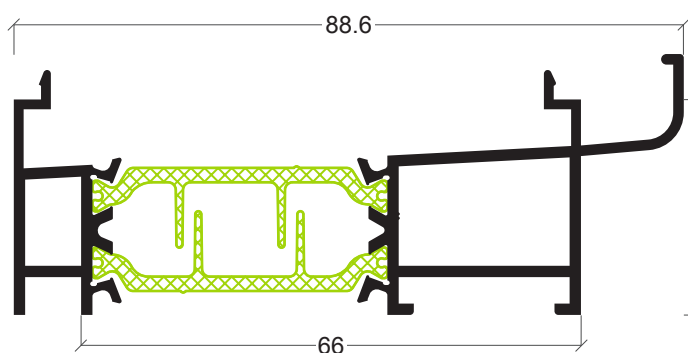
ARi-32
Complemento condensação



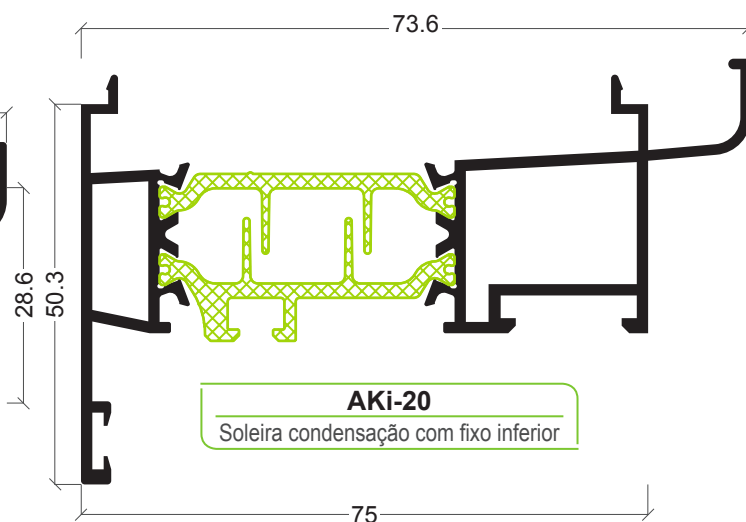
AXi-45
Pingadeira



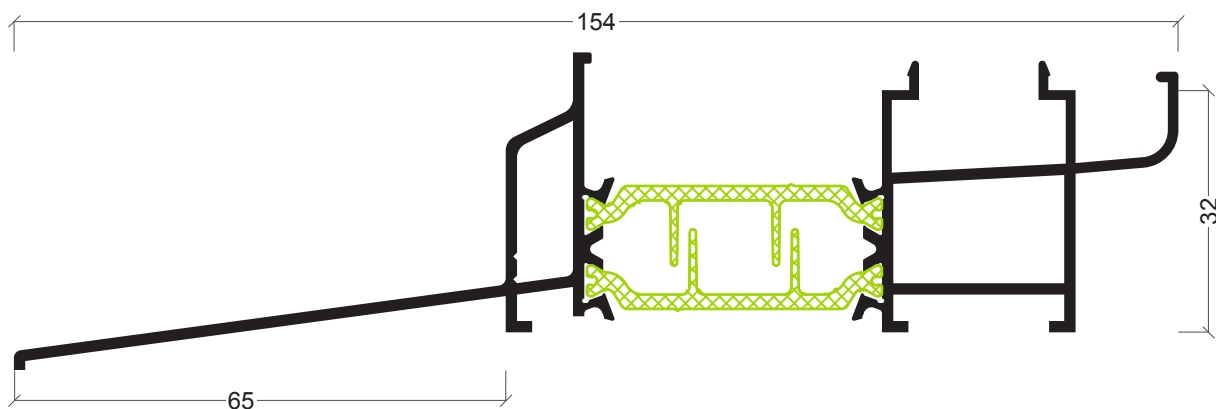
AKi-49
Soleira condensação



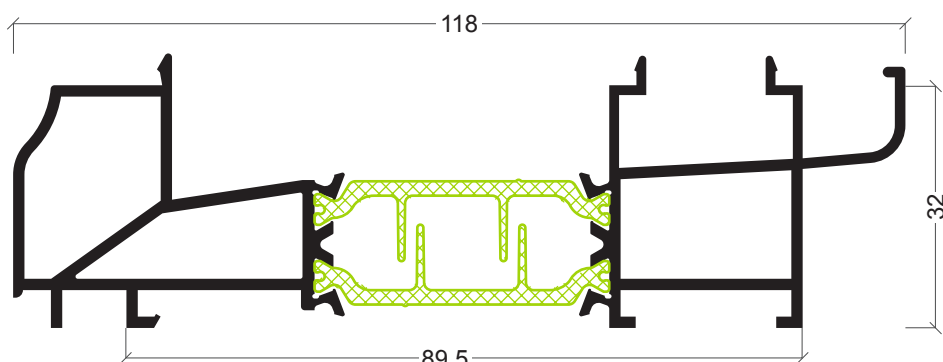
AKi-71
Soleira condensação



AKi-20
Soleira condensação com fixo inferior



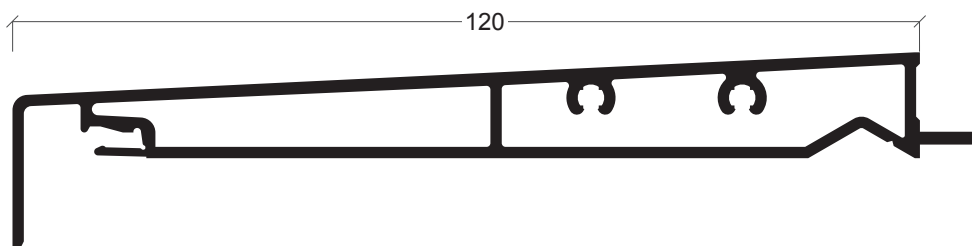
AKi-50
Soleira condensação com pingadeira



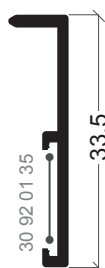
AKi-56
Soleira condensação tradição



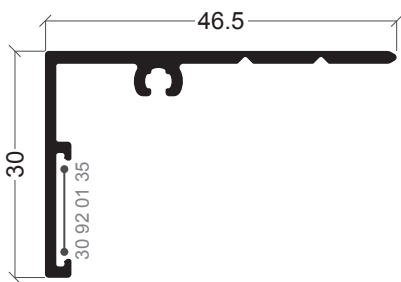
AXi-91
Complemento remate



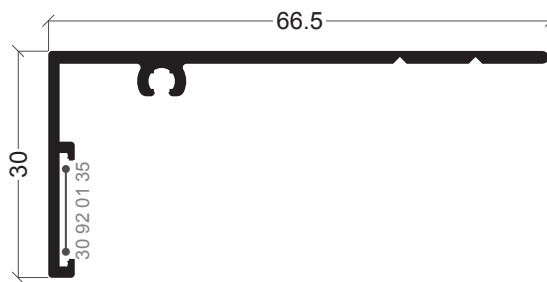
AXi-74
Remate soleira



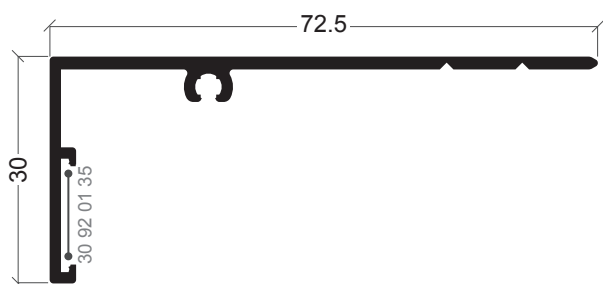
AXi-88
Complemento remate



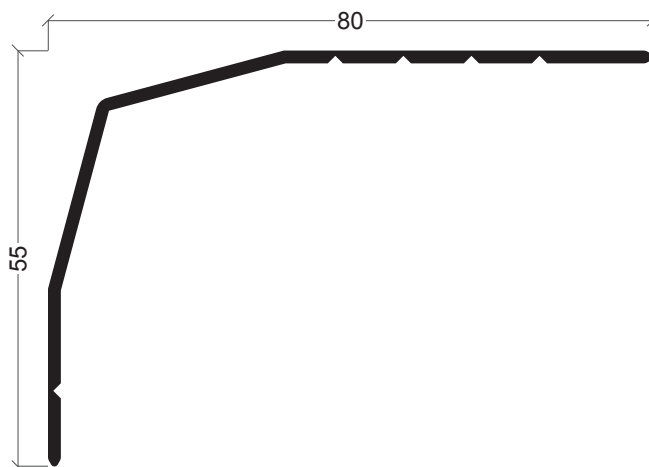
AXi-80
Remate



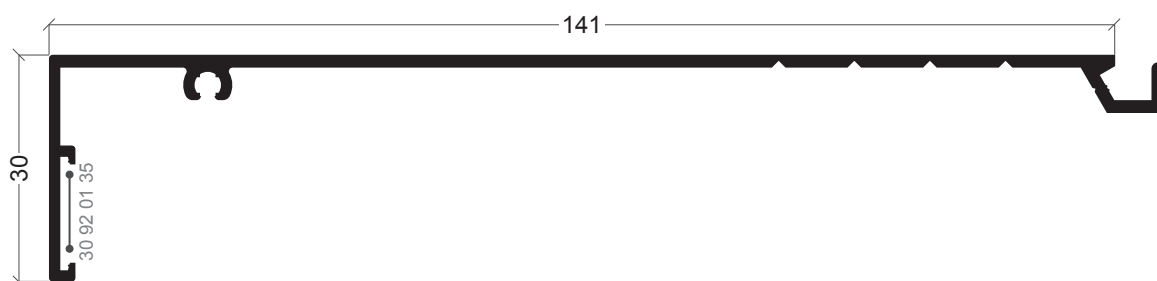
AXi-73
Remate



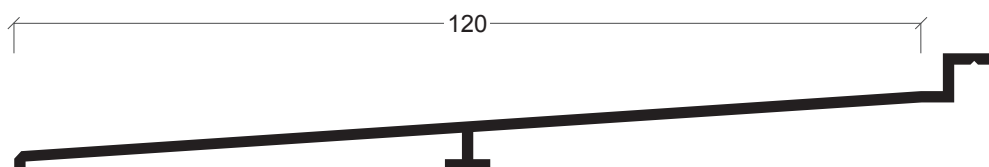
AXi-83
Remate



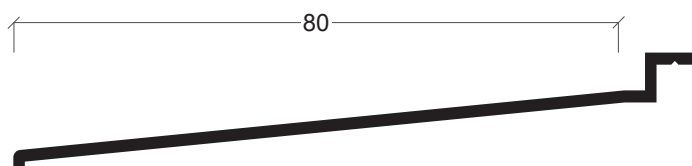
AXi-72
Remate



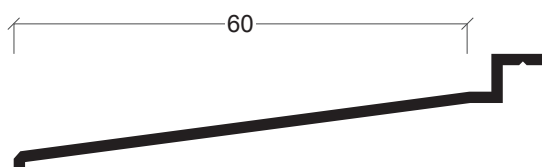
S-09
Remate



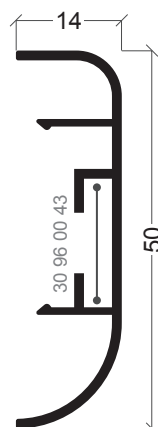
AZ-24
Pingadeira 120 mm



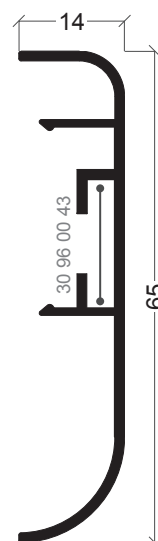
AZ-30
Pingadeira 80 mm



AZ-23
Pingadeira 60 mm



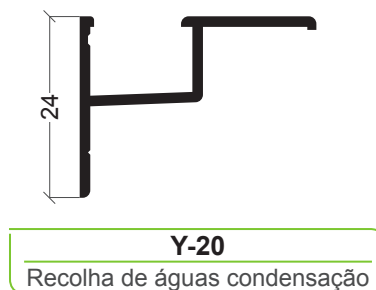
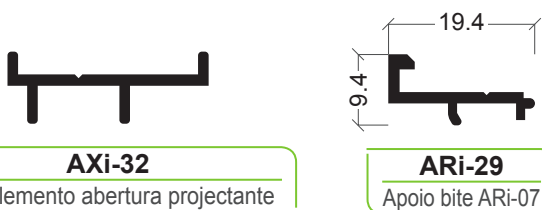
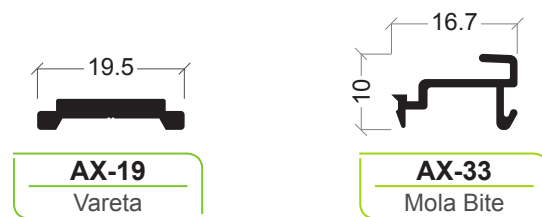
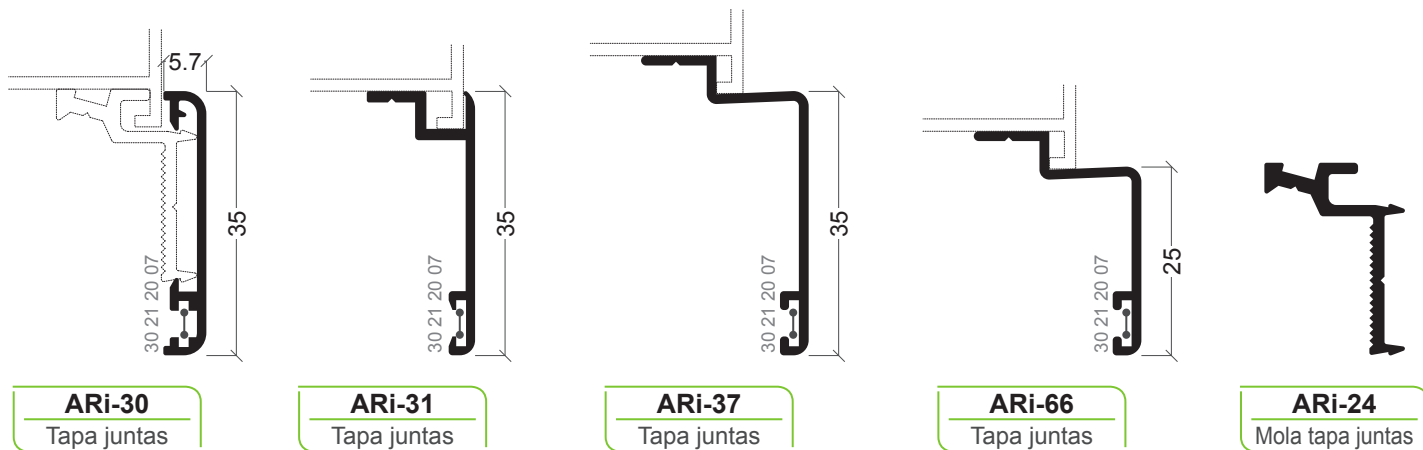
ARi-27
Tapa juntas



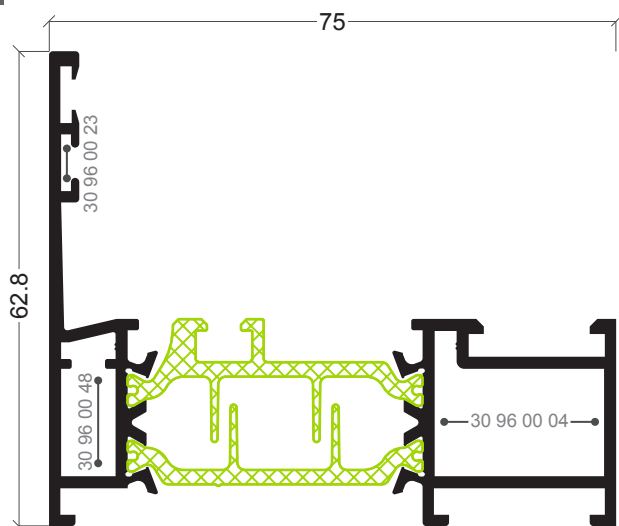
ARi-34
Tapa juntas



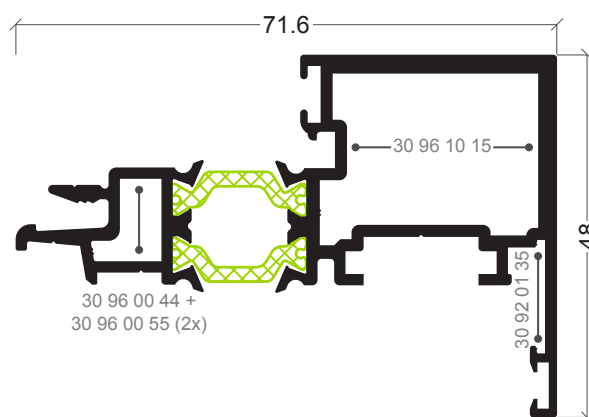
ARi-28
Tapa juntas



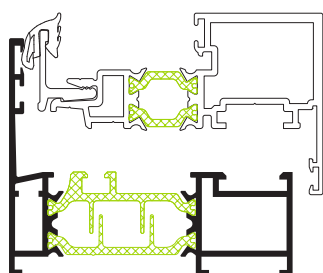
136



AKi-43
Aro fixo folha oculta 1D (só 1 folha)



AKi-78
Aro móvel folha oculta



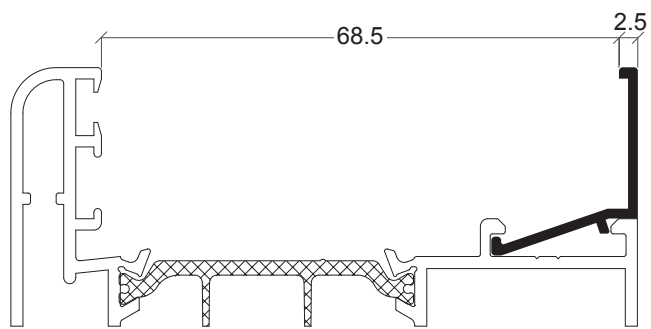
Versão folha oculta 1D



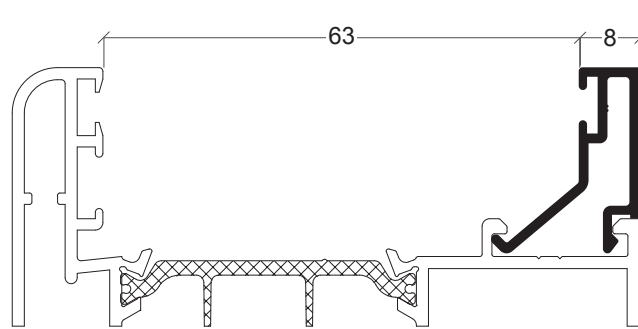
AKi-52
Bite em alumínio para AKi-78



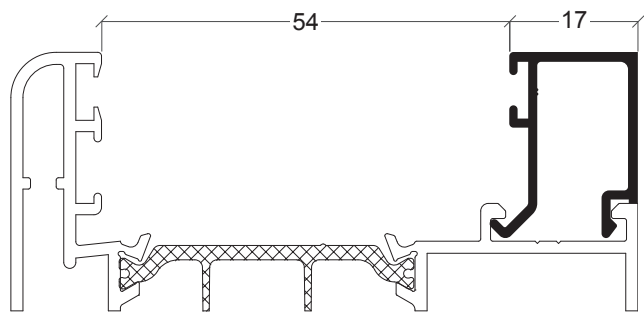
AKi-48
Bite em alumínio para AKi-78



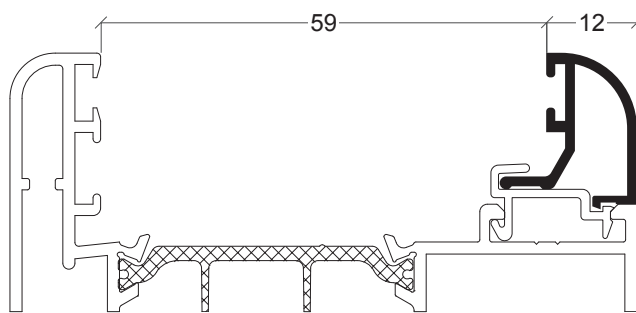
AX-69



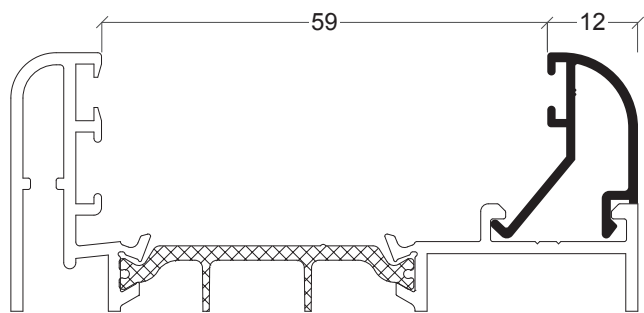
AX-74



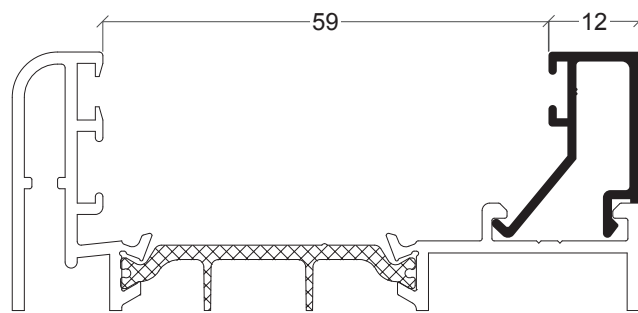
AX-46



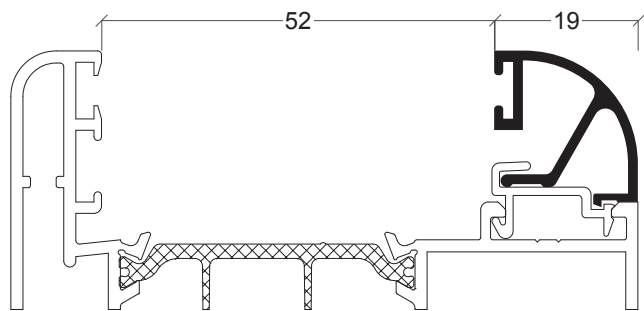
AX-37



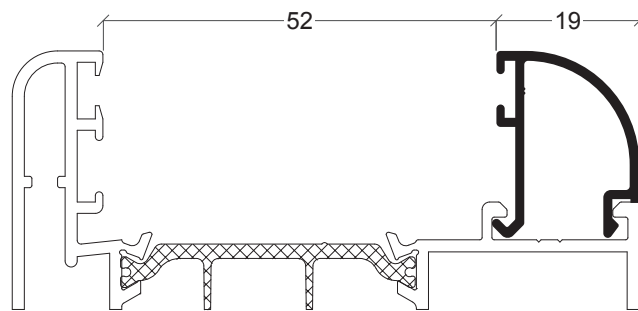
AZ-08



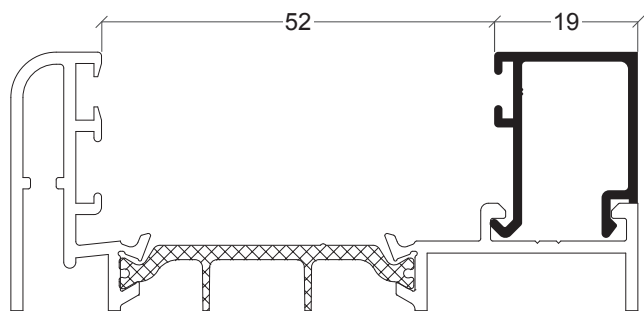
AX-36



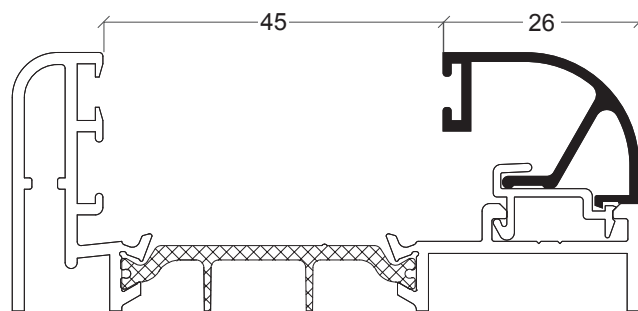
AX-30



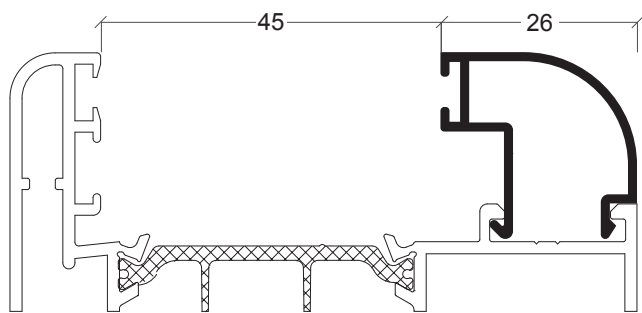
AZ-07



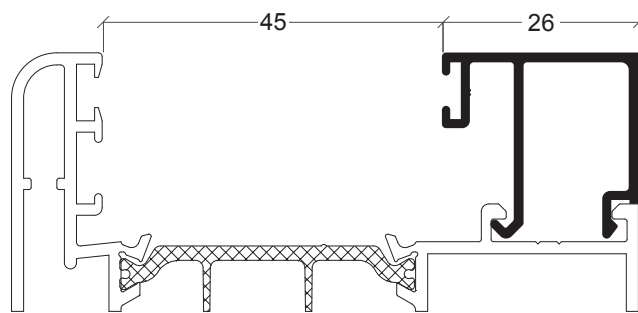
AX-35



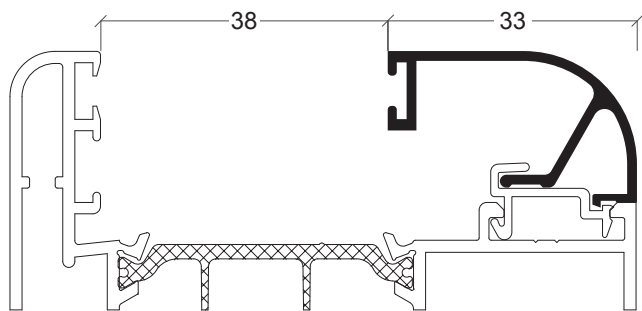
AX-29



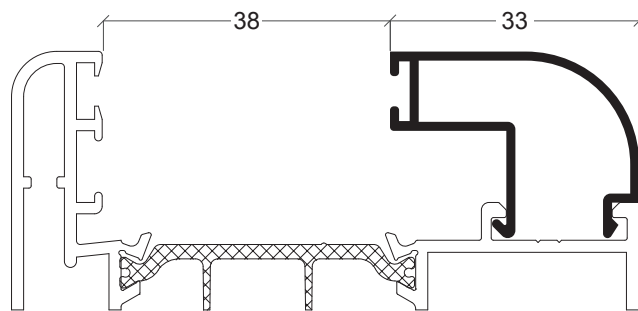
AZ-06



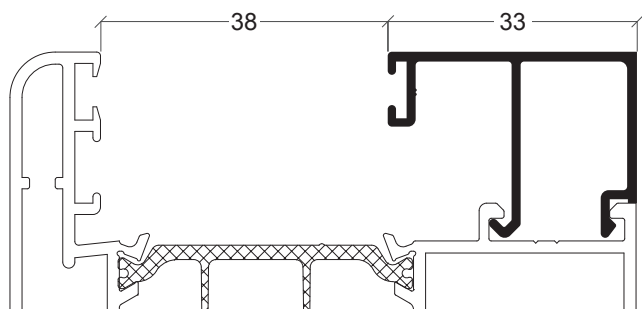
AX-31



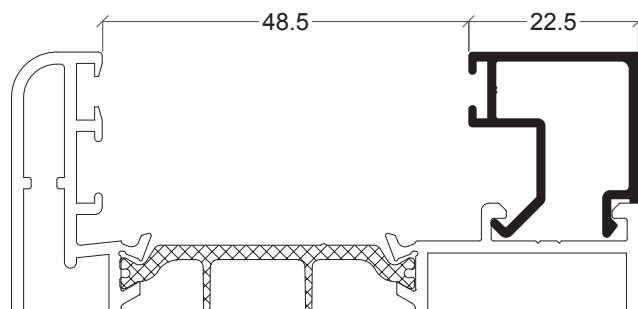
AX-39



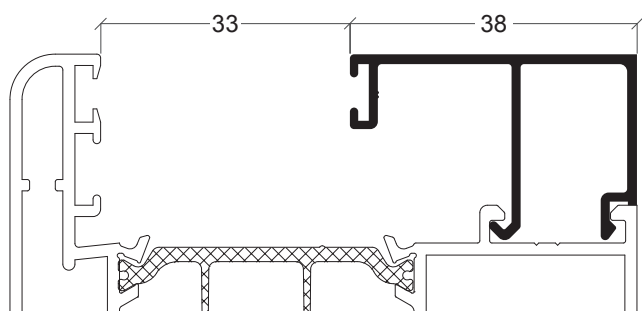
AZ-28



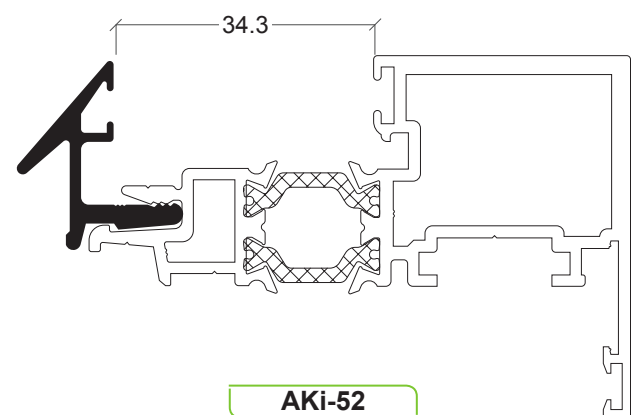
AX-34



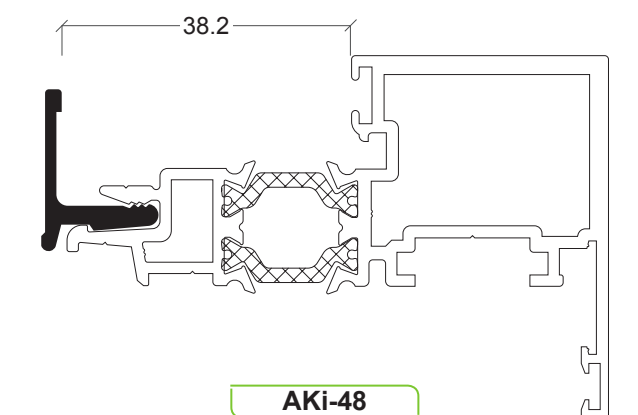
AX-78



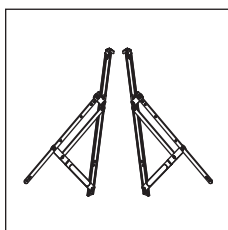
AX-32



AKi-52

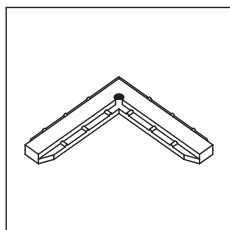


AKi-48



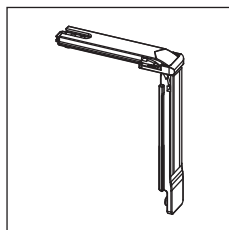
30 00 95 71

Compasso projectante
deslizante até 100 kg/folha



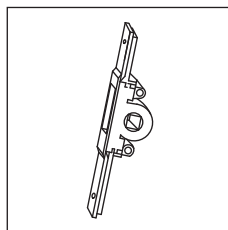
30 21 20 07

Esquadro de
alinhamento



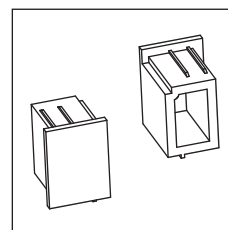
30 90 20 42

Ângulo de reenvio



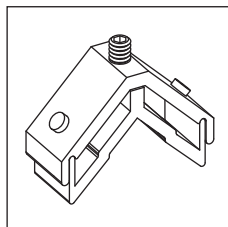
30 90 20 44

Transmissão para
abertura exterior



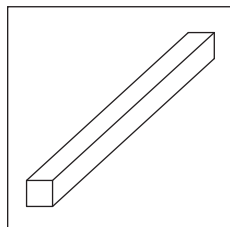
30 91 21 20

Jogo topos condensação
para Y-20



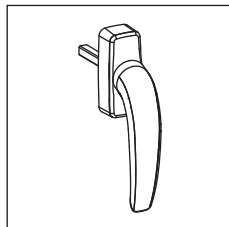
30 91 40 15

Esquadro aro fixo AKi-38



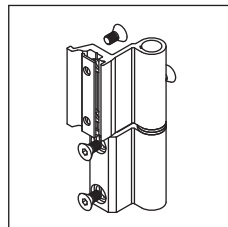
30 91 41 23

Perno 7x131 mm



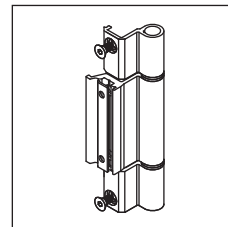
30 91 41 47/48

Cremone pivotante especial
branco/preto



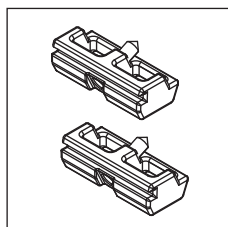
30 92 00 20/21

Dobradiça C.E. branco/
preto



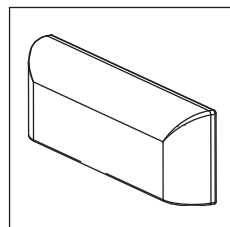
30 92 00 26/27/28

Dobradiça três nós
(bruto/branco/preto)



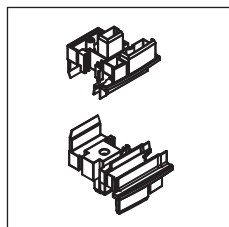
30 92 00 50

Contra-fecho



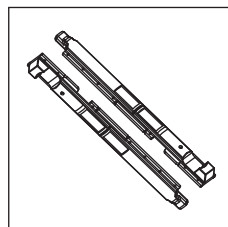
30 92 01 00/01

Goteiras preto/branco



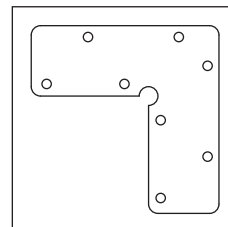
30 92 01 14

Conjunto topos inversor
com furo AKi folha oculta



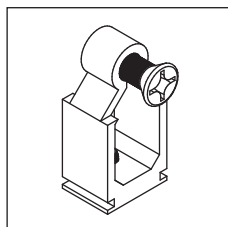
30 92 01 20

Jogo fecho C.E.



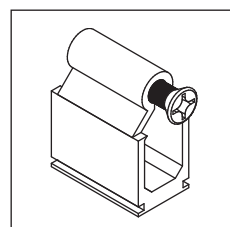
30 92 01 35

Esquadro alinhamento
móvel



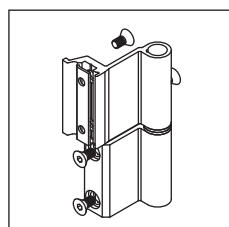
30 92 01 40

União topos janela



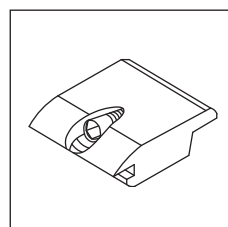
30 92 01 50

União topos porta



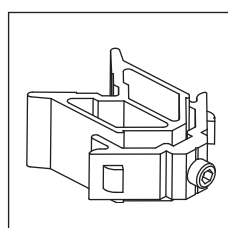
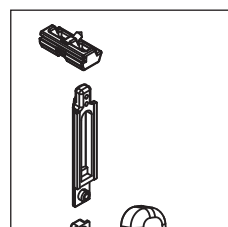
30 92 01 70/80

Dobradiça 3 folhas
branco/preto



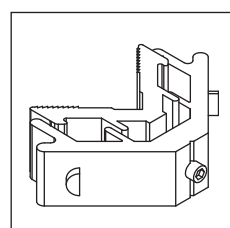
30 92 02 60

Apoio da folha



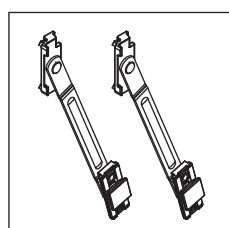
30 92 03 90

Esquadro porta



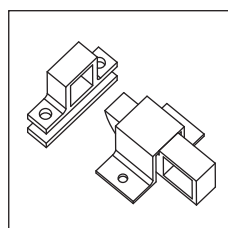
30 92 04 25

Esquadro AKi-80



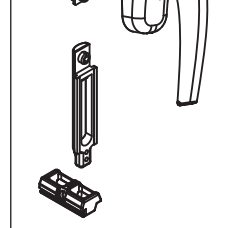
30 92 04 75

Jogo compasso
basculante



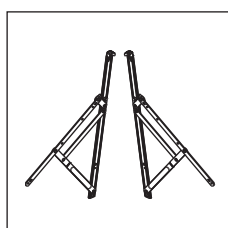
30 92 04 76/77

Fecho clack (branco/
preto)



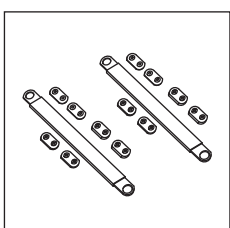
30 92 03 10/11

Kit cremone branco/preto



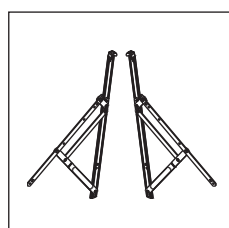
30 92 04 80

Compasso projectante
deslizante até 50 kg/folha



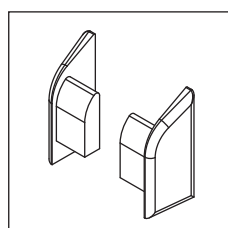
30 92 04 85

Jogo compasso



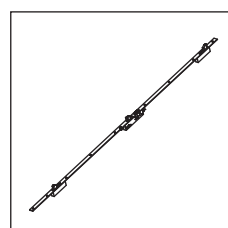
30 92 04 90

Compasso projectante
deslizante até 70 kg/folha



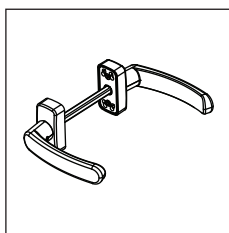
30 92 05 00

Jogo topos AZ-60



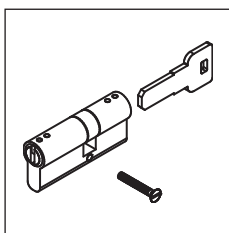
30 92 05 10

Fechadura 3 pontos
(35 mm)



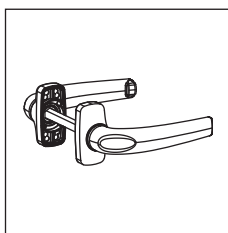
30 92 05 15

Fecho de alavanca com 5 pontos de fecho



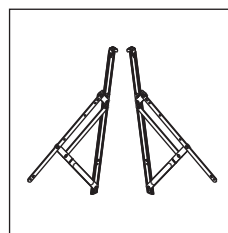
30 92 05 55

Canhão fechadura



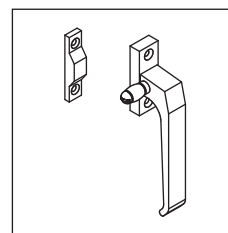
30 92 05 60/61

Puxador duplo branco/preto



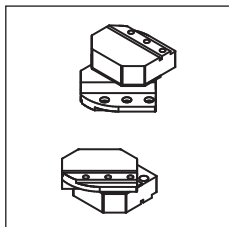
30 92 06 00

Compasso projectante deslizando até 20 kg/folha



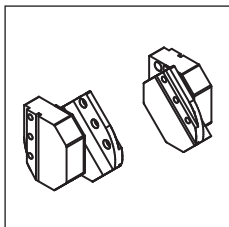
30 92 06 10/11

Cremona de lingueta branco/preto



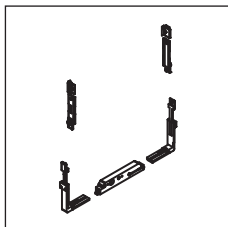
30 92 07 12

Jogo pivotante vertical especial AKi preto (130Kg)



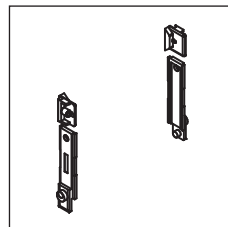
30 92 07 13

Jogo pivotante horizontal especial AKi preto (130Kg)



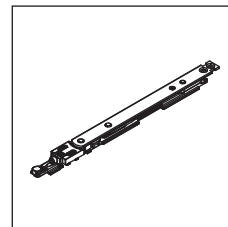
30 92 07 16

Fecho perimetral pivotante especial



30 92 07 17

Fecho suplementar pivotante especial



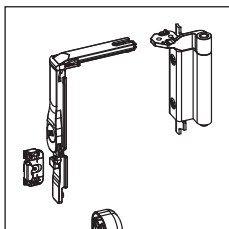
30 92 12 11/12

Compasso oscilo 400/500



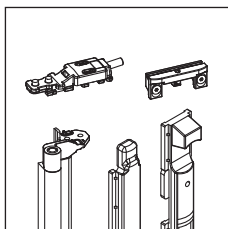
30 92 12 13

Compasso suplementar AKi



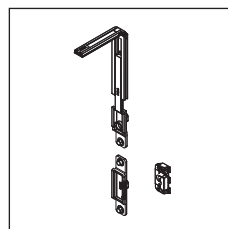
30 92 12 20/21

Kit oscilobatente branco/preto



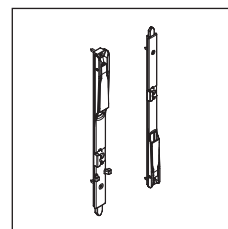
30 92 12 24/25

Kit 2ª folha OB branco/preto



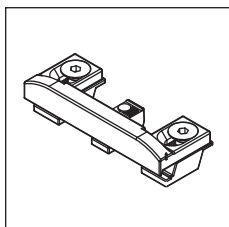
30 92 12 45

Kit fecho 3º ponto AKi



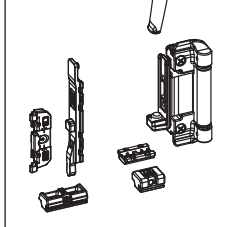
30 92 12 50

Jogo passadores AKi (Zamack)



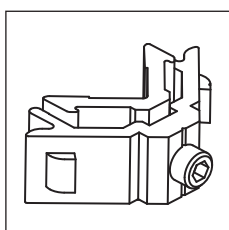
30 92 12 55

Ponto de fecho regulável



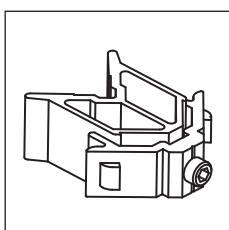
30 95 52 15

Ponto de fecho suplementar



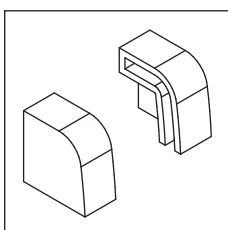
30 96 00 04

Esquadro janela



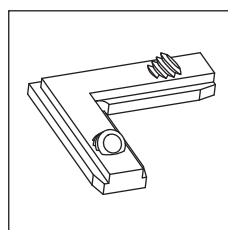
30 96 00 05

Esquadro aro fixo porta



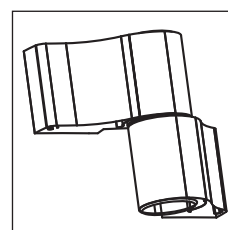
30 96 00 12

Jogo topos condensação



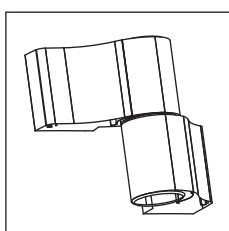
30 96 00 15

Esquadro alinhamento móvel



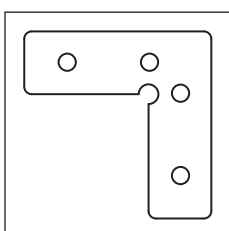
30 96 00 16/20

Dobradiça lisa branco/preto



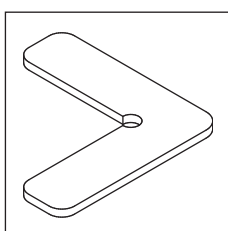
30 96 00 17/21

Dobradiça com ressalto branco/preto



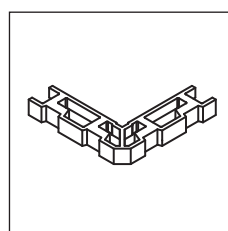
30 96 00 22

Esquadro alinhamento especial



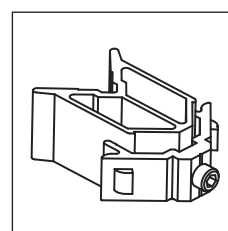
30 96 00 23

Esquadro alinhamento aro fixo



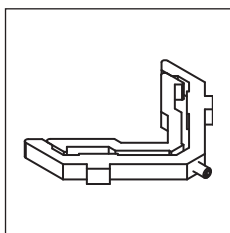
30 96 00 25

Esquadro exterior aro fixo



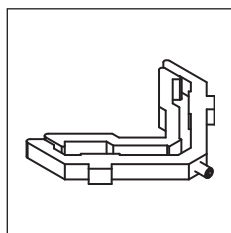
30 96 00 36

Esquadro aro móvel porta



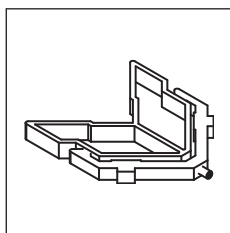
30 96 00 38

Esquadro alinhamento móvel janela



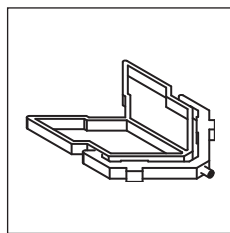
30 96 00 39

Esquadro alinhamento aro fixo janela



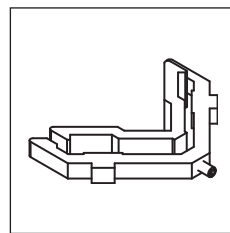
30 96 00 40

Esquadro alinhamento aro fixo porta



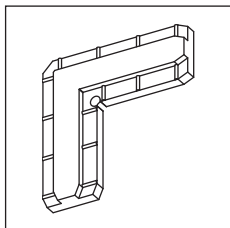
30 96 00 41

Esquadro alinhamento aro móvel porta



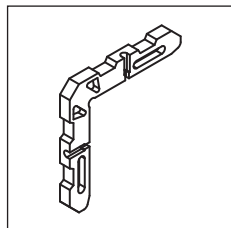
30 96 00 42

Esquadro perfil AKi-07



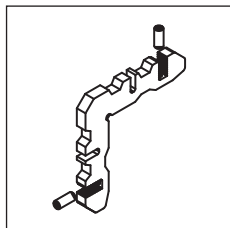
30 96 00 43

Esquadro alinhamento



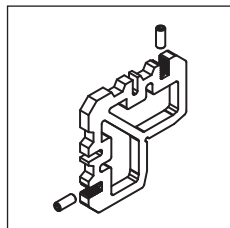
30 96 00 44

Esquadro exterior AKi-78



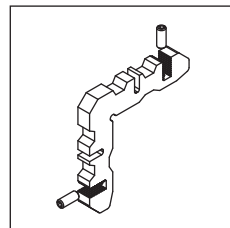
30 96 00 45

Esquadro de alinhamento 5.2x14 com parafusos



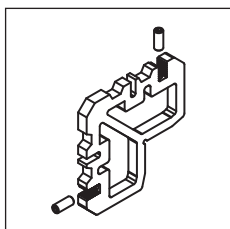
30 96 00 46

Esquadro de alinhamento 5.2x36 com parafusos



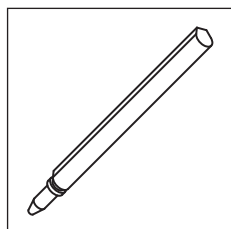
30 96 00 48

Esquadro de alinhamento 7x14 c/ parafusos



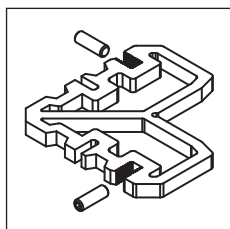
30 96 00 49

Esquadro de alinhamento aro fixo com parafusos



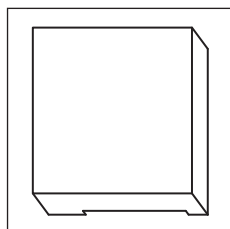
30 96 00 55

Perno alternativo para fixação de esquadro



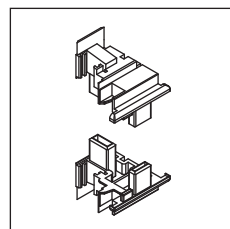
30 96 00 60

Esquadro de alinhamento 5.2x31.6 com parafusos



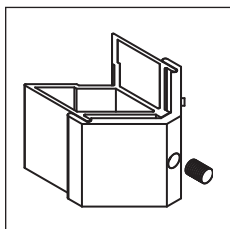
30 96 10 01

Calço para vidro



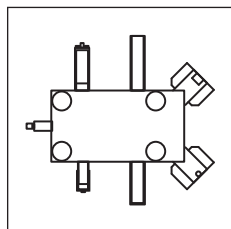
30 96 10 08

Jogo topos inversor AKi-04



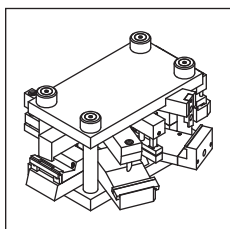
30 96 10 15

Esquadro interior AKi-78



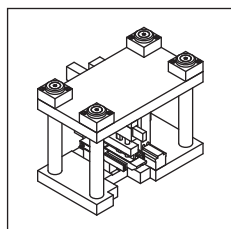
33 20 70 03

Cunho AKi folha oculta 3D



33 96 79 99

Cunho C.E.

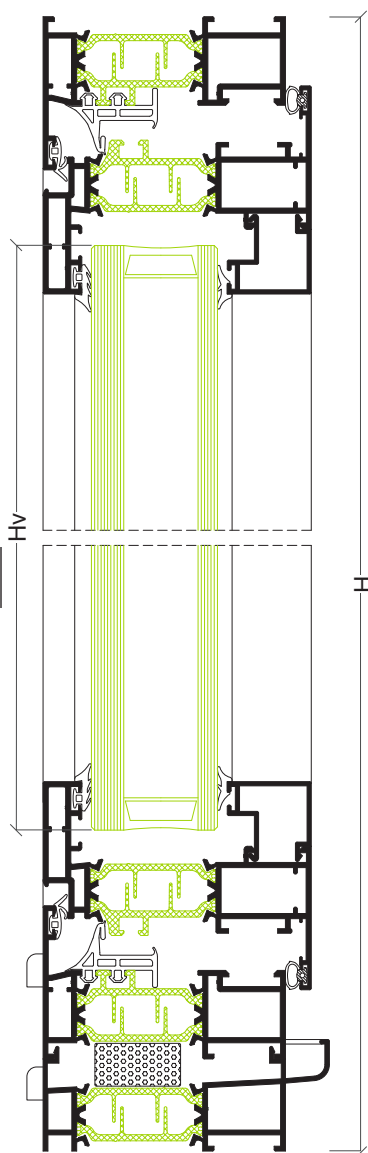
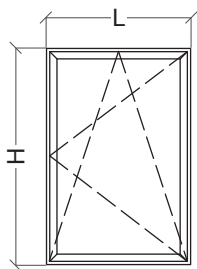


33 96 87 99


Cunho esquadro interior e exterior ARI/AKi

Referência	Desenho	Descrição
30 00 95 15		Junta vedação interior curta
30 20 26 03		Junta vedação vidro
30 20 70 03		Pelúcia remate porta 11x12 mm
30 60 00 17		Junta exterior vidro plana 2 mm preto
30 92 04 70		Espuma isolante
30 93 00 60		Vedante exterior de vidro (opcional)
30 93 00 61		Junta vedação exterior vidro 2 mm
30 93 00 62		Junta plana para vidro
30 93 00 65		Junta interior para vidro (5 mm)
30 93 00 66		Junta interior para vidro (4 mm)
30 93 00 67		Junta interior para vidro (2 mm)
30 93 00 68		Junta interior para vidro (6/7 mm)
30 93 00 69		Junta interior para vidro (8/9 mm)
30 93 00 70		Vedante interior de vidro (opcional)
30 93 00 80		Junta de vedação inferior AKi-42
30 93 00 82		Junta vedação inferior
30 93 01 20		Junta interior
30 93 01 30		Junta exterior (abertura exterior/projectante)
30 95 00 10		Pelúcia 7x9 mm
30 96 00 02		Junta exterior
30 96 00 18		Junta interior (abertura projectante/deslizante)
30 96 00 27		Junta exterior folha oculta 1D
30 96 10 04		Junta central
30 96 10 05		Junta vedação AKi - folha oculta 3D
30 96 10 09		Junta central AKi-09/AKi-25
30 96 10 12		Junta isolante

Janela 1 folha abrir e oscilo-batente



Perfis

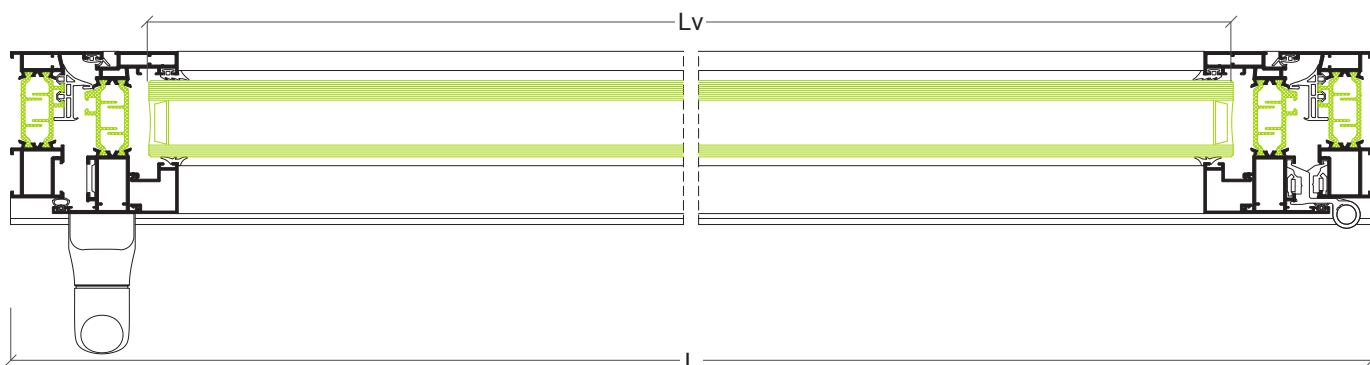
Desenho	Ref	Descrição	Corte	Quant	Medida
	AKi-03	Aro fixo		2	L
				2	H-28.5 mm
	AKi-61	Aro móvel		2	L-43 mm
				2	H-71.5 mm
	---	Bite		2	L-132 mm
				2	H-200.5 mm
	AKi-71	Soleira condensação		1	L
	AX-19	Vareta		1+1	Apro. H+L

Acessórios e Juntas

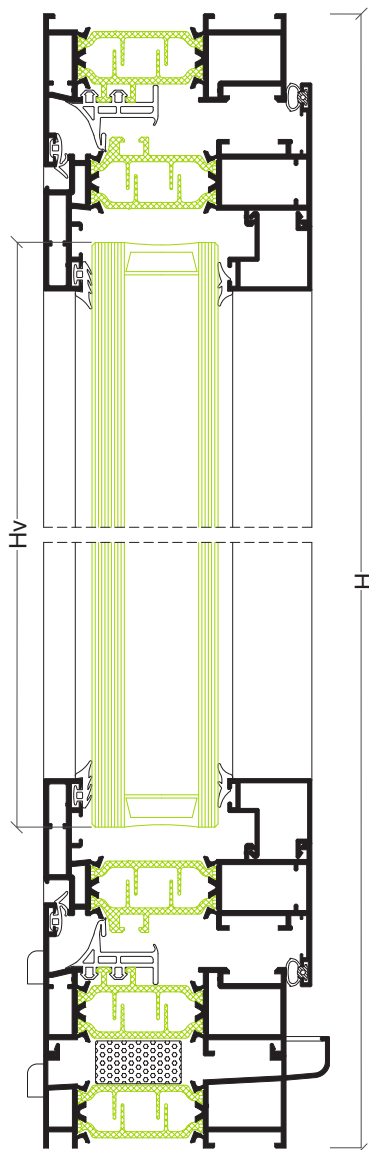
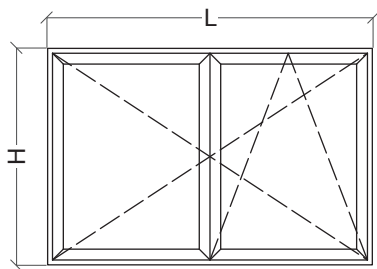
Referência	Descrição	Quantidade	
		Abrir	Oscilo-batente
30 92 00 20	Dobradiças C.E.	2	---
30 92 01 00	Goteiras	4	4
30 92 12 XX	Compasso O.B.	---	1
30 92 12 20	Kit oscilo-batente	---	1
30 92 02 60	Apoio da folha	1	---
30 92 03 10	Kit cremone	1	---
30 96 00 04	Esquadro janela	8	8
30 96 00 48	Esquadro alinhamento aro fixo	4	4
30 96 00 12	Jogo topos condensação	1	1
30 96 00 15	Esquadro alinhamento móvel	4	4
30 96 00 22	Esquadro alinhamento móvel	4	4
30 96 00 45	Esquadro alinhamento exterior móvel	4	4
30 96 10 01	Calço para vidro	4	4
30 92 04 70	Espuma isolante	L	
30 96 00 02	Junta exterior	2L+2H	
30 96 10 04	Junta central	2L+2H	
30 93 01 20	Junta interior	2L+2H	
---	Junta exterior vidro	2L+2H	
---	Junta interior vidro	2L+2H	

Vidro

Hv = H-174 mm	Lv = L-146 mm
---------------	---------------



Janela 2 folhas abrir e oscilo-batente



Perfis

Desenho	Ref	Descrição	Corte	Quant	Medida
	AKi-03	Aro fixo		2	L
				2	H-28.5 mm
	AKi-61	Aro móvel		2	L/2-24 mm
				2	H-71.5 mm
	AKi-04	Inversor		1	H-139.5 mm
	---	Bite		4	L/2-113 mm
				4	H-200.5 mm
	AKi-71	Soleira condensação		1	L
	AX-19	Vareta		1+1	Apro. H+L

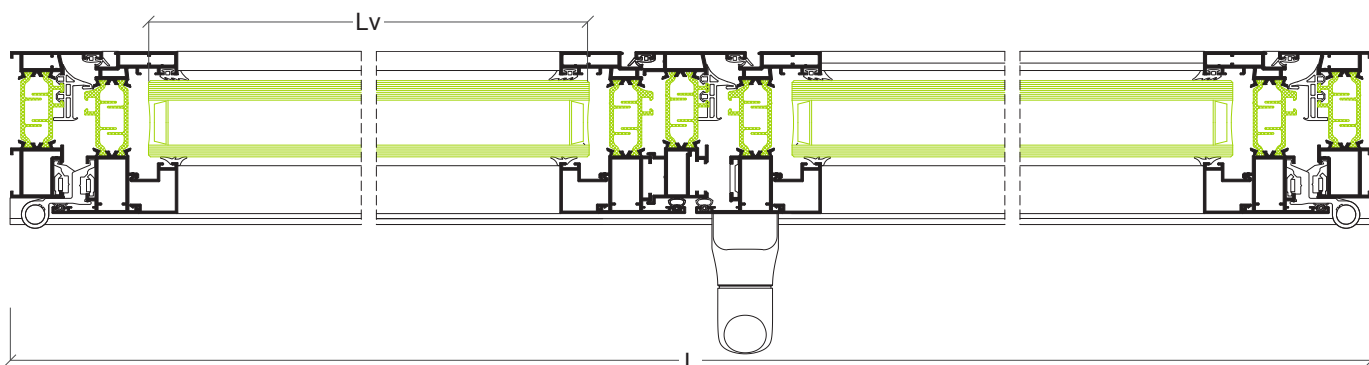
Acessórios e Juntas

Referência	Descrição	Quantidade	
		Abrir	Oscilo-batente
30 92 00 20	Dobradiças C.E.	4	---
30 92 01 00	Goteiras	4	4
30 92 01 20	Jogo fecho C.E.	1	---
30 92 12 XX	Compasso O.B.	---	1
30 92 12 20	Kit oscilo-batente	---	1
30 92 12 24	Kit 2ª folha oscilo-batente	---	1
30 92 02 60	Apoio da folha	1	---
30 92 03 10	Kit cremone	1	---
30 96 00 04	Esquadro janela	12	12
30 96 00 48	Esquadro alinhamento aro fixo	8	8
30 96 10 08	Jogo topos inversor	1	1
30 96 00 12	Jogo topos condensação	1	1
30 96 00 15	Esquadro alinhamento móvel	8	8
30 96 00 22	Esquadro alinhamento móvel	8	8
30 96 00 45	Esquadro alinhamento exterior móvel	4	4
30 96 10 01	Calço para vidro	4	4
30 92 04 70	Espuma isolante	L	
30 96 00 02	Junta exterior	2L+4H	
30 96 10 04	Junta central	2L+3H	
30 93 01 20	Junta interior	2L+4H	
---	Junta exterior vidro	2L+2H	
---	Junta interior vidro	2L+2H	

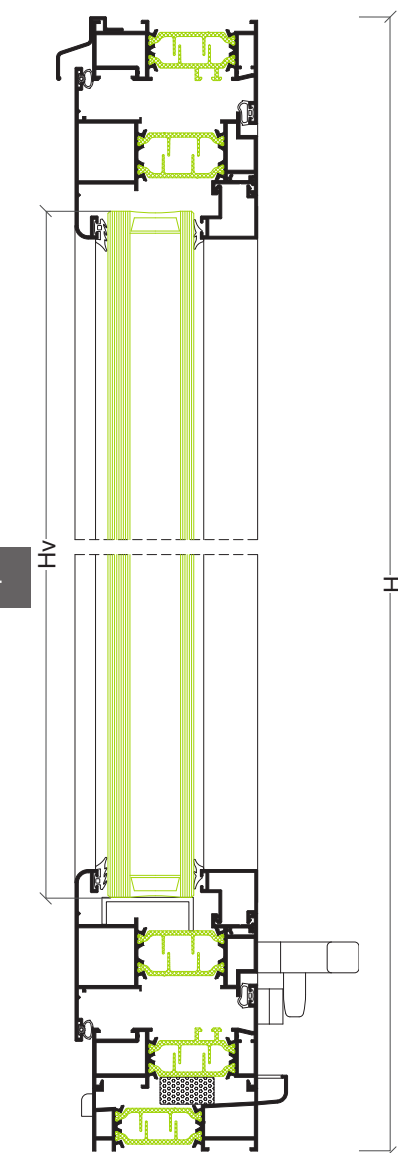
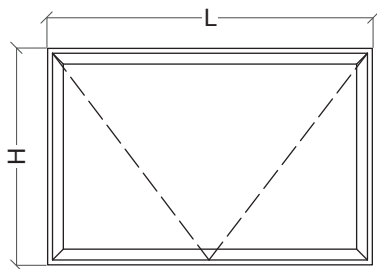
143

Vidro

Hv = H-174 mm	Lv = L/2-127 mm
---------------	-----------------



Janela 1 folha projectante deslizante



Perfis

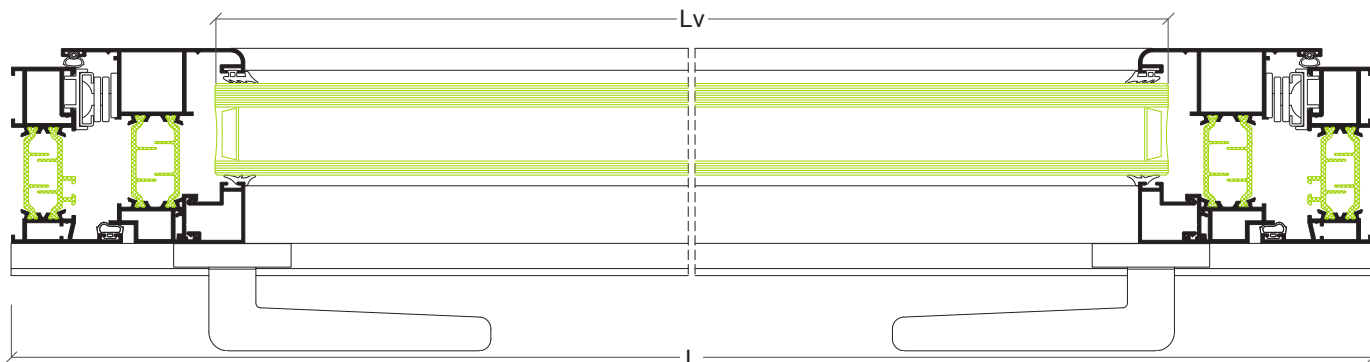
Desenho	Ref	Descrição	Corte	Quant	Medida
	AKi-03	Aro fixo		2	L
				2	H-28.5 mm
	AKi-07	Aro móvel abertura projectante deslizante		2	L-43 mm
				2	H-71.5 mm
	---	Bite		4	L-159 mm
				4	H-227.5 mm
	AXi-45	Pingadeira superior		1	L
	AXi-32	Complemento abertura projectante		2	segundo medida compasso
	ARi-29	Apoio bite		2	L-140 mm
				2	H-168.5 mm
	AKi-71	Soleira condensação		1	L

Acessórios e Juntas

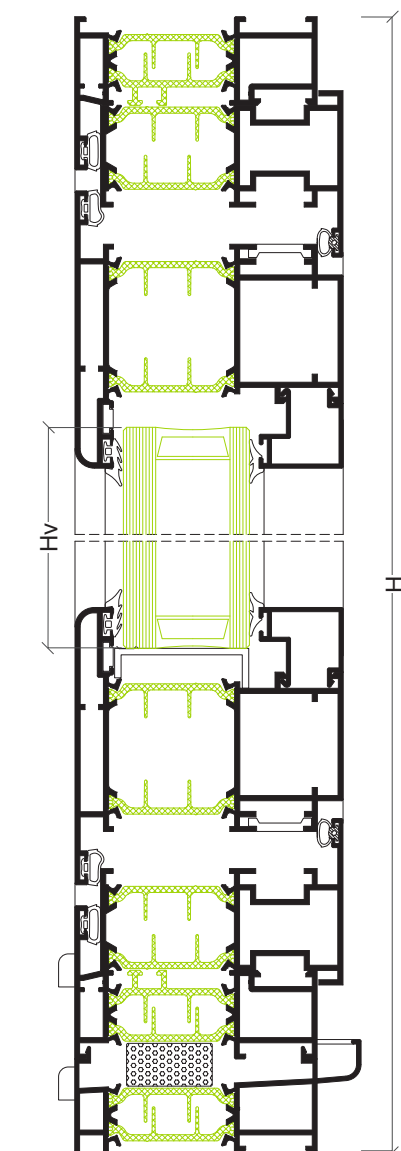
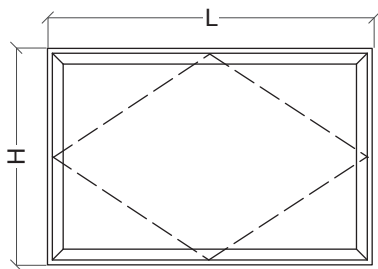
Referência	Descrição	Quantidade
30 92 01 00	Goteiras	2
30 92 04 10	Esquadro janela	4
30 92 04 90	Jogo compasso projectante deslizante 550	1
30 92 06 10	Cremona de lingueta	2
30 92 04 10	Esquadro janela abertura exterior	4
30 96 00 12	Jogo topos condensação	1
30 96 00 48	Esquadro alinhamento aro fixo	4
30 96 00 42	Esquadro alinhamento interno móvel	4
30 92 04 70	Espuma isolante	L
30 93 01 20	Junta exterior	2L+2H
30 96 00 18	Junta interior projectante deslizante	2L+2H
---	Junta exterior vidro	2L+2H
---	Junta interior vidro	2L+2H

Vidro

Hv = H-201 mm	Lv = L-173 mm
---------------	---------------



Janela pivotante horizontal



Perfis

Desenho	Ref	Descrição	Corte	Quant	Medida
	AKi-03	Aro fixo		2	L
				2	H-28.5 mm
	AKi-25	Aro móvel abertura exterior		2	L-107 mm
				2	H-135.5 mm
	AKi-14	Inversor pivotante superior		1	L-46 mm
				2	H/2-23 mm
	AKi-14	Inversor pivotante inferior		1	L-46 mm
				2	H/2-51.5 mm
	---	Bite		2	L-239 mm
				2	H-307.5 mm
	AKi-71	Soleira condensação		1	L
	AX-19	Vareta		1+1	L+H
				1+1	L+H

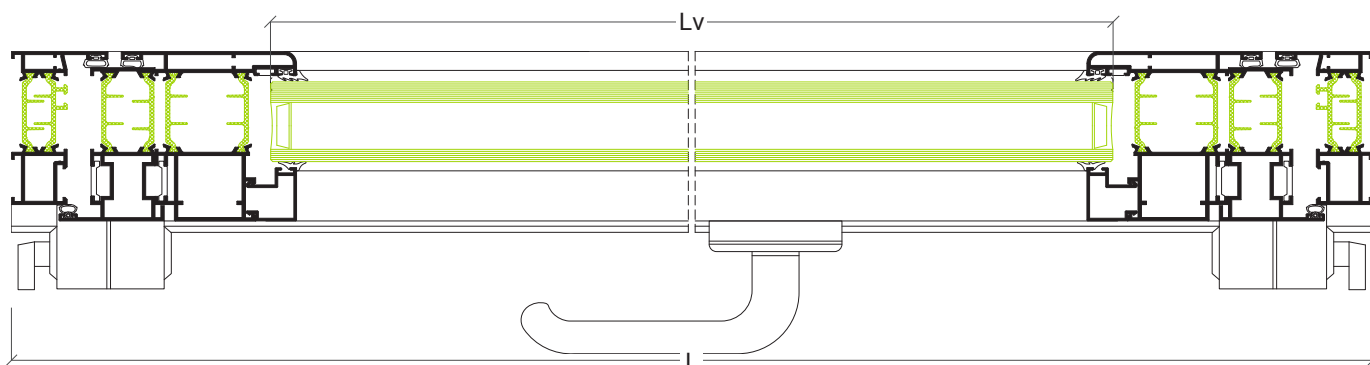
Acessórios e Juntas

Referência	Descrição	Quantidade
30 92 01 00	Goteiras	4
30 94 50 10	Esquadro inversor	4
30 96 00 04	Esquadro janela	4
30 96 00 05	Esquadro móvel	4
30 96 00 48	Esquadro alinhamento exterior janela	4
30 96 00 12	Jogo topos condensação	1
30 92 07 13	Jogo pivotante horizontal	1
30 92 07 16	Fecho perimetral pivotante	1
30 96 00 15	Esquadro alinhamento móvel	4
30 91 41 48	Cremone	1
30 92 04 70	Espuma isolante	L
30 96 00 18	Junta exterior	4L+4H
30 93 01 20	Junta interior	2L+2H
---	Junta exterior vidro	2L+2H
---	Junta interior vidro	2L+2H

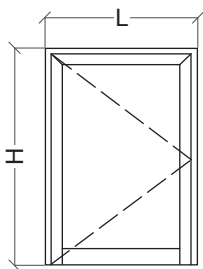
145

Vidro

Hv = H-281 mm	Lv = L-253 mm
---------------	---------------

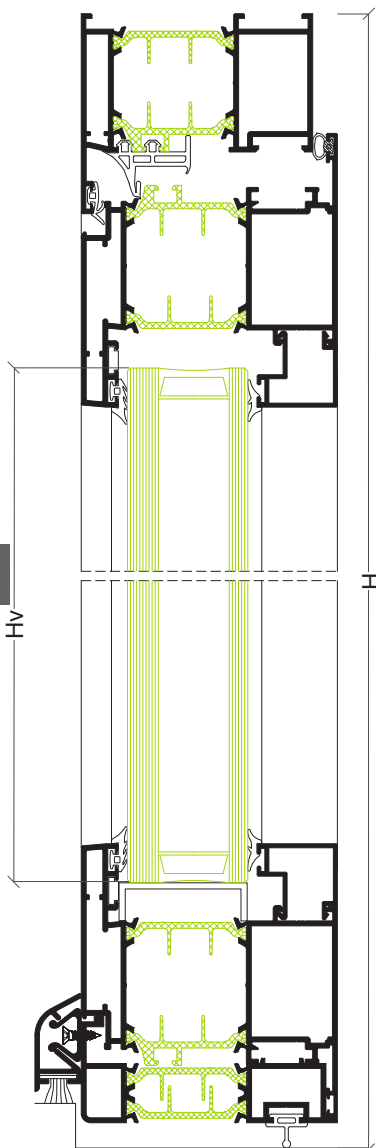


Porta 1 folha



Perfis

Desenho	Ref	Descrição	Corte	Quant	Medida
	AKi-08	Aro fixo		1	L
				2	H
	AKi-36	Aro móvel		2	L-78 mm
				2	H-46 mm
	AKi-23	Almofada		1	L-147 mm
	---	Bite		4	L-216 mm
				4	H-226 mm
	AZ-60	Pingadeira		1	L-148 mm

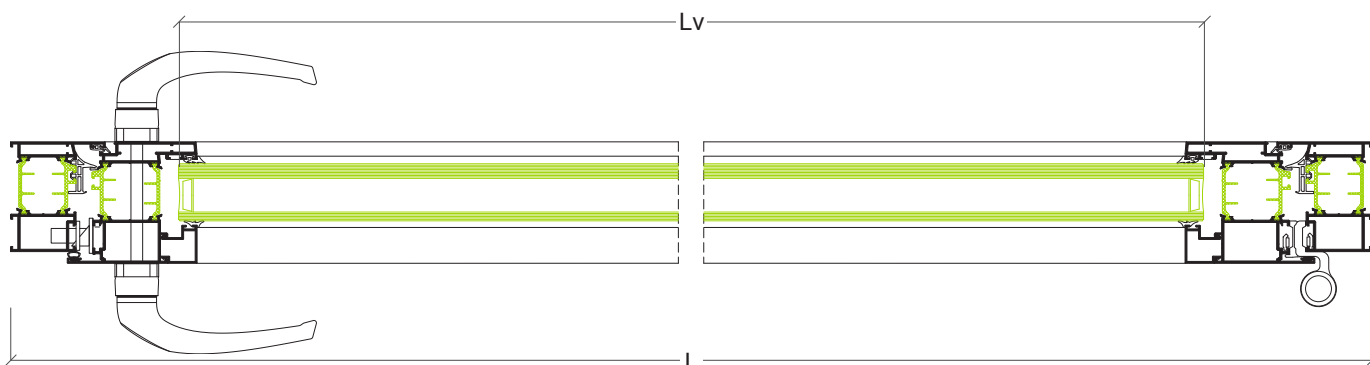


Acessórios e Juntas

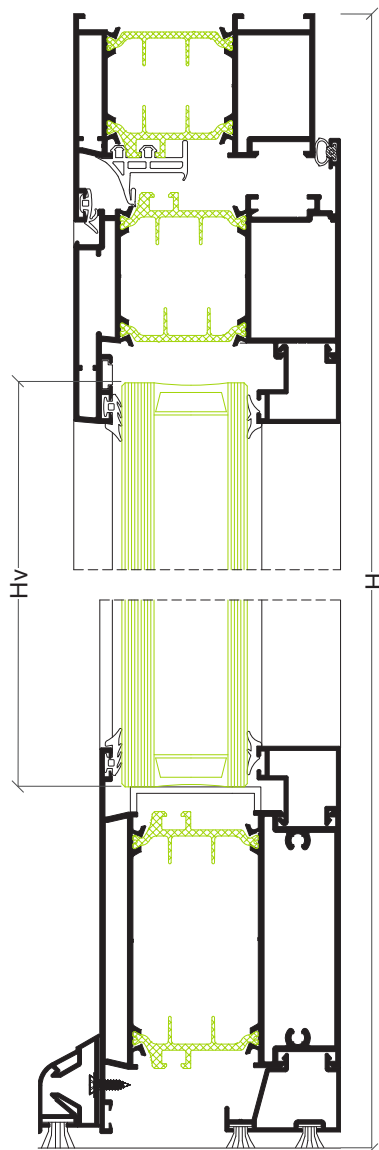
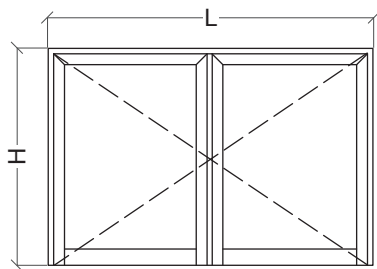
Referência	Descrição	Quantidade
30 92 00 20	Dobradiças C.E.	3
30 92 01 35	Esquadro alinhamento móvel	4
30 92 05 10	Fechadura 3 pontos	1
30 92 05 55	Canhão fechadura	1
30 92 05 60	Puxador duplo	1
30 96 00 05	Esquadro aro porta	2
30 96 00 15	Esquadro alinhamento móvel	4
30 96 00 36	Esquadro móvel porta	4
30 96 00 46	Esquadro alinhamento aro móvel porta	4
30 96 00 49	Esquadro alinhamento aro fixo	2
31 03 40 00	Mola para pingadeira	A cada 200 mm
30 92 05 00	Jogo topos AZ-60	1
30 96 10 01	Calço para vidro	4
30 93 00 80	Junta inferior	L
30 96 00 02	Junta exterior	L+2H
30 96 10 04	Junta central	L+2H
30 93 01 20	Junta interior	L+2H
---	Junta exterior vidro	2L+2H
---	Junta interior vidro	2L+2H

Vidro

Hv = H-200 mm	Lv = L-230 mm
---------------	---------------



Porta 2 folhas



Perfis

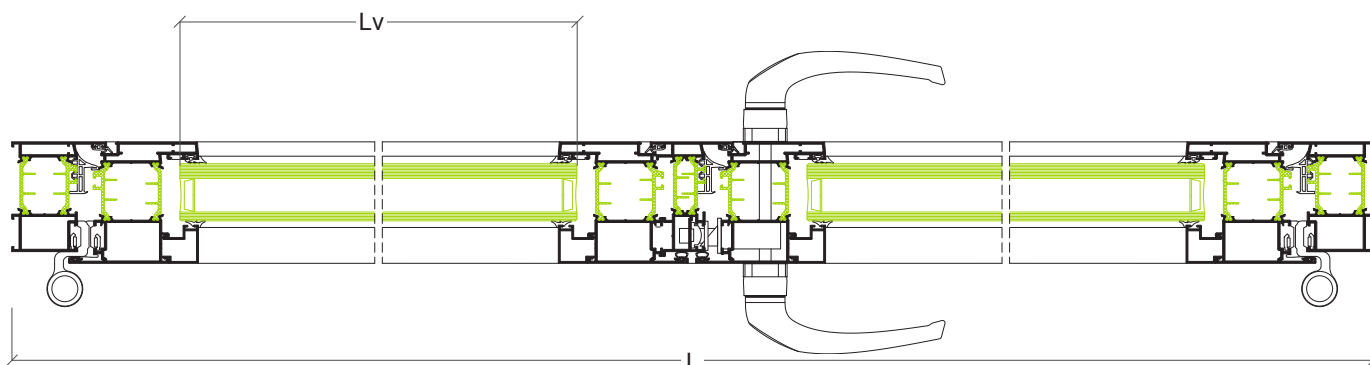
Desenho	Ref	Descrição	Corte	Quant	Medida
	AKi-08	Aro fixo		1	L
				2	H
	AKi-10	Aro móvel		2	L/2-41.5 mm
				4	H-44 mm
	AKi-04	Inversor		1	H-78 mm
	AKi-12	Travessa		1	L/2-169.5 mm
	---	Bite		8	L-179 mm
				4	H-253 mm
	AZ-60	Pingadeira		1	L/2-112.5 mm
				1	L/2-43 mm
	AZ-61	Suplemento para pingadeira		2	L/2-219.5 mm
	AX-15	Bite remate		2	L/2-160.5 mm

Acessórios e Juntas

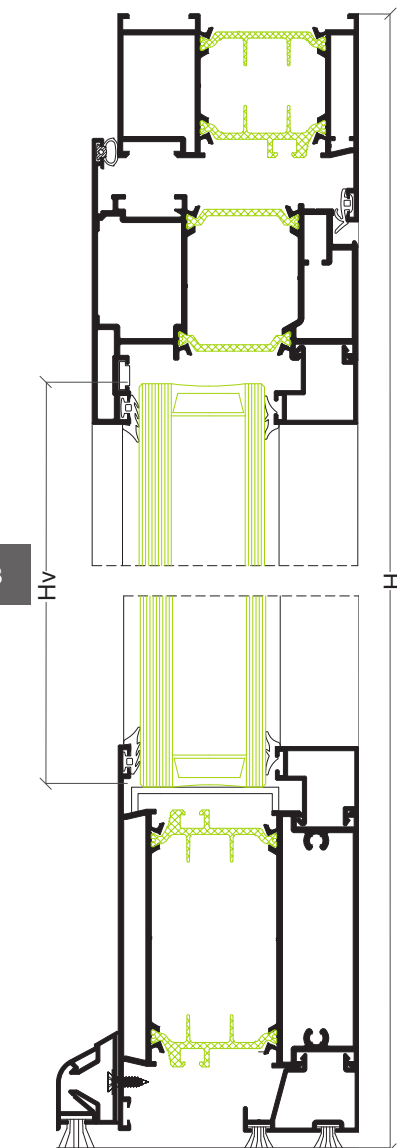
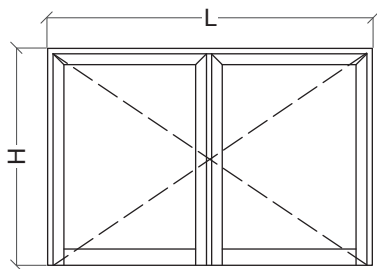
Referência	Descrição	Quantidade
30 92 00 20	Dobradiças C.E.	6
30 92 01 20	Jogo fecho C.E.	1
30 92 01 35	Esquadro alinhamento móvel	8
30 92 05 10	Fechadura 3 pontos	1
30 92 05 55	Canhão fechadura	1
30 92 05 60	Puxador duplo	1
30 96 00 05	Esquadro aro porta	2
30 96 10 08	Jogo topos inversor	1
30 96 00 15	Esquadro alinhamento móvel	8
30 96 00 36	Esquadro móvel porta	4
30 96 00 46	Esquadro alinhamento aro móvel porta	8
30 96 00 49	Esquadro alinhamento aro fixo	2
30 95 00 10	Pelúcia 7x9 mm	2L
30 95 05 00	Jogo topos AZ-60	1
30 96 10 01	Calço para vidro	8
30 96 00 02	Junta exterior	L+4H
30 96 10 04	Junta central	L+3H
30 93 01 20	Junta interior	L+4H
---	Junta exterior vidro	2L+4H
---	Junta interior vidro	2L+4H

Vidro

Hv = H-227 mm	Lv = L/2-193 mm
---------------	-----------------



Porta 2 folhas abertura exterior



Perfis

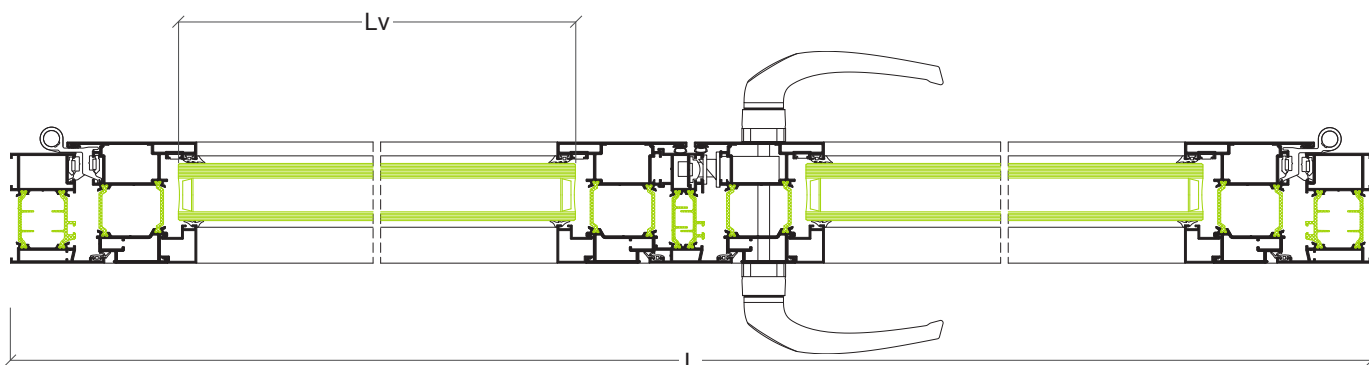
Desenho	Ref	Descrição	Corte	Quant	Medida
	AKi-08	Aro fixo		1	L
				2	H
	AKi-72	Aro móvel abertura exterior		2	L/2-41.5 mm
				4	H-44 mm
	AKi-04	Inversor		1	H-78 mm
	AKi-12	Travessa		1	L/2-169.5 mm
	AX-15	Bite remate		2	L/2-160.5 mm
	---	Bite		4	L/2-179 mm
				4	H-253 mm
	AZ-60	Pingadeira		1	L/2-112.5 mm
				1	L/2-43 mm
	AZ-61	Suplemento para pingadeira		2	L/2-219.5 mm

Acessórios e Juntas

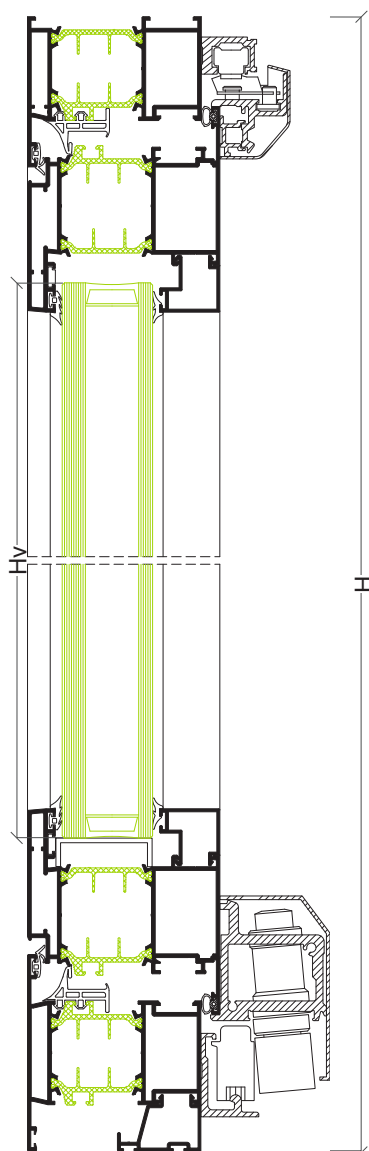
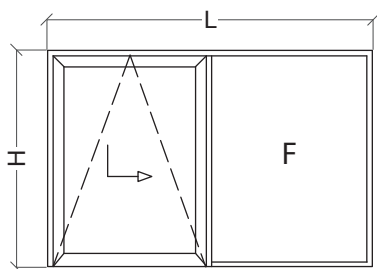
Referência	Descrição	Quantidade
30 92 01 20	Jogo fecho C.E.	1
30 92 05 10	Fechadura 3 pontos	1
30 92 05 55	Canhão fechadura	1
30 92 05 60	Puxador duplo	1
30 96 00 05	Esquadro porta	2
30 96 10 08	Jogo topos inversor	1
30 92 00 20	Dobradiça C.E.	6
30 95 00 10	Pelúcia 7x9 mm	2L
30 95 05 00	Jogo topos AZ-60	1
30 92 03 90	Esquadro móvel exterior	4
30 92 01 35	Esquadro alinhamento móvel	4
30 96 00 15	Esquadro alinhamento móvel exterior	4
30 96 00 45	Esquadro móvel interior	4
30 96 00 49	Esquadro alinhamento aro fixo	2
30 93 01 20	Junta exterior	2L
30 96 00 02	Junta interior	L+4H
---	Junta exterior vidro	2L+4H
---	Junta interior vidro	2L+4H

Vidro

Hv = H-228 mm	Lv = L/2-194 mm
---------------	-----------------



Porta oscilo-paralela com fixo lateral



Perfis

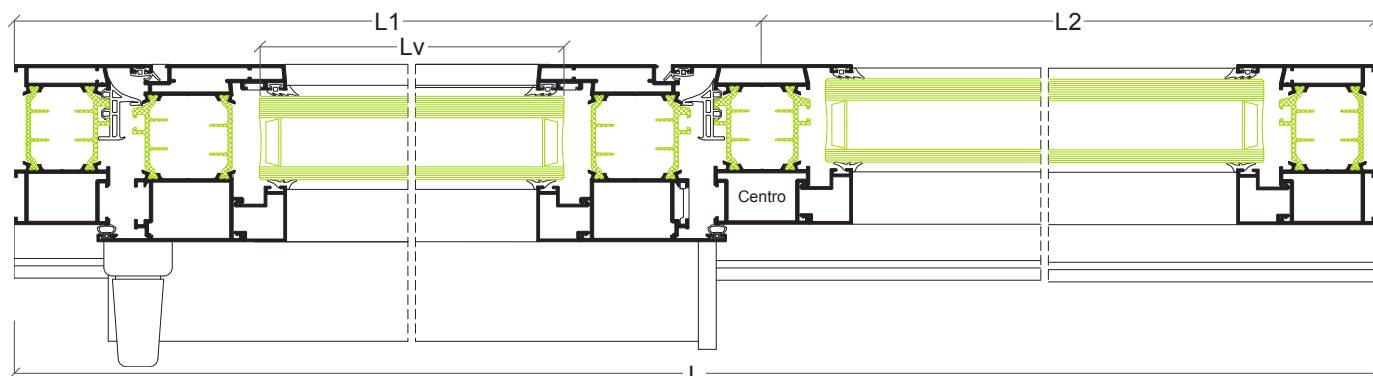
Desenho	Ref	Descrição	Corte	Quant	Medida
	AKi-08	Aro fixo		1	L
				2	H
	AKi-06	Travessa		1	L-80.5 mm
				1	H-100.5 mm
	AKi-36	Aro móvel		2	L1-55.5 mm
				4	H-98 mm
	---	Bite (folha)		2	L1-193 mm
				2	H-275.5 mm
	---	Bite (fixo)		2	L2-67.5 mm
				2	H-150 mm
	AX-15	Bite remate		1	L-90 mm
	AX-19	Vareta		1+1	Aprox. L+H

Acessórios e Juntas

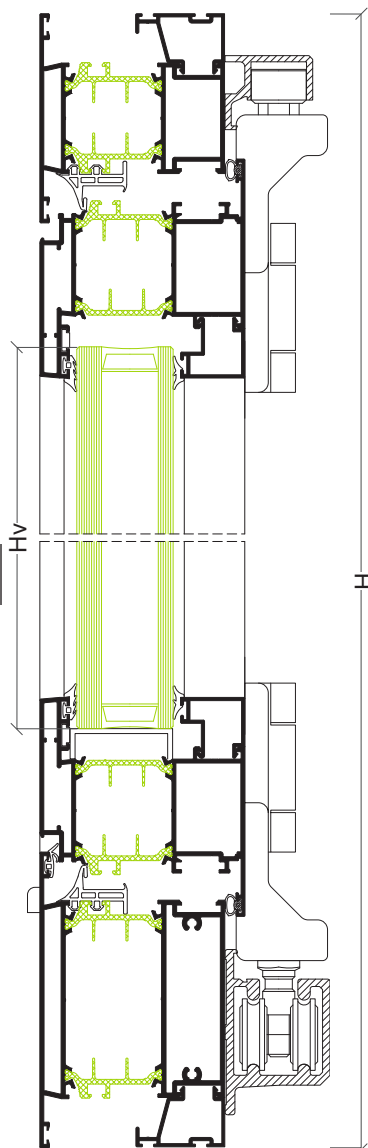
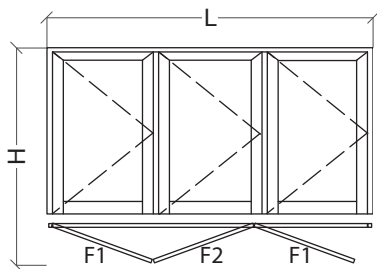
Referência	Descrição	Quantidade
30 92 01 00	Goteiras	4
30 92 01 35	Esquadro alinhamento móvel	4
30 92 01 50	União topos porta	4
30 96 00 05	Esquadro aro fixo	2
30 96 00 15	Esquadro alinhamento móvel	4
30 96 00 36	Esquadro aro móvel	4
30 96 00 46	Esquadro alinhamento exterior aro móvel	4
30 96 00 49	Esquadro alinhamento aro fixo	2
---	Kit oscilo-paralela	1
30 96 10 01	Calço para vidro	4
30 96 00 02	Junta exterior	2L1+2H
30 96 10 04	Junta central	2L1+2H
30 93 01 20	Junta interior	2L1+2H
---	Junta exterior vidro	2L+2H
---	Junta interior vidro	2L+2H

Vidro

Hv folha = H-249 mm	Lv folha = L1-206 mm	
Hv fixo = H-124 mm	Lv fixo = L2-81 mm	
	Mínimo	Máximo
Largura da folha	700 mm	1650 mm
Altura da folha	850 mm	2400 mm
Peso máximo por folha 150 kg		



Porta 3 folhas harmónio



Perfis

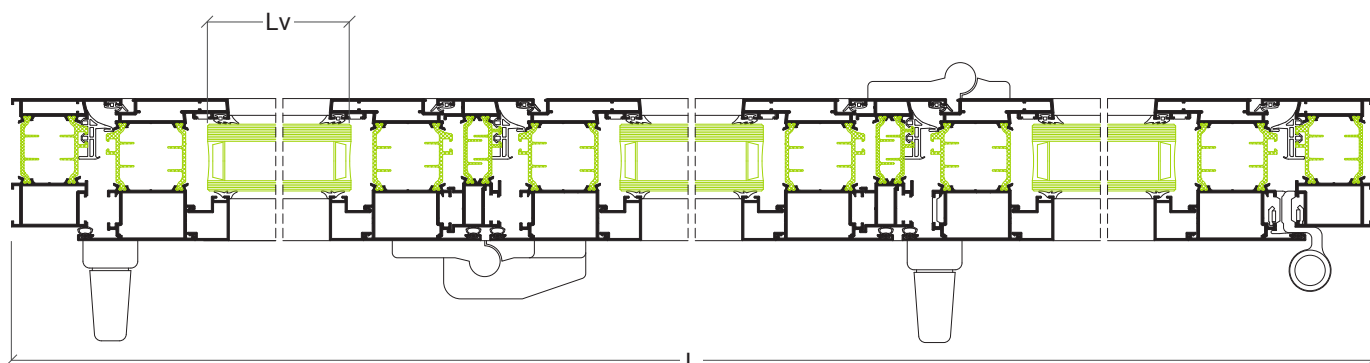
Desenho	Ref	Descrição	Corte	Quant	Medida
	AKi-08	Aro fixo		2	H
	AKi-06	Travessa		1	L-80.5 mm
	AKi-12	Travessa		1	L-80.5 mm
	AKi-36	Aro móvel		6	consultar
				6	consultar
	AKi-04	Inversor		2	consultar
	---	Bite (folha)		6	consultar
				6	consultar
	AX-15	Bite remate		2	L-90 mm
	AX-19	Vareta		2	2H

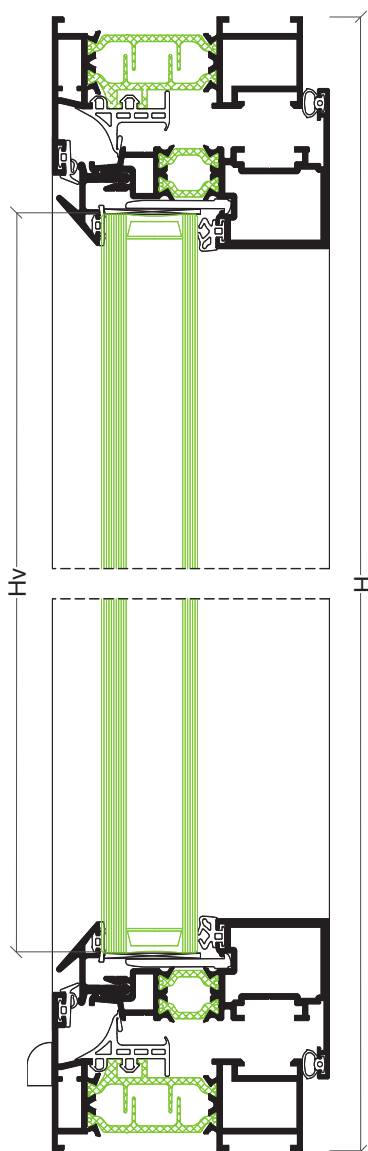
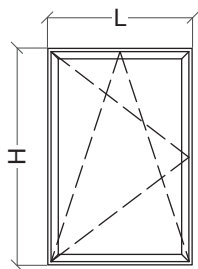
Acessórios e Juntas

Referência	Descrição	Quantidade
30 92 01 00	Goteiras	6
30 92 01 35	Esquadro alinhamento móvel	12
30 96 10 08	Jogo topos inversor	2
30 96 00 15	Esquadro alinhamento aro móvel	12
30 96 00 36	Esquadro aro móvel porta	12
30 96 00 46	Esquadro alinhamento exterior porta	12
---	Kit harmónio (3+0)	1
30 92 01 50	União topo porta	2
30 92 01 20	Jogo fecho C.E.	1
30 96 10 01	Calço para vidro	12
30 96 00 02	Junta exterior	2L+6H
30 96 10 04	Junta central	2L+4H
30 93 01 20	Junta interior	2L+6H
---	Junta exterior vidro	2L+2H
---	Junta interior vidro	2L+2H

Vidro

Hv = consultar	Lv Folha 1 = consultar	
	Lv Folha 2 = consultar	
	Mínimo	Máximo
Largura da folha	600 mm	900 mm
Altura da folha	850 mm	2400 mm
Peso máximo por folha 80 kg		



Janela 1 folha oscilo-batente (3D)

Perfis

Desenho	Ref	Descrição	Corte	Quant	Medida
	AKi-03	Aro fixo		2	L
				2	H
	AKi-78	Aro móvel		2	L-43 mm
				2	H-43 mm
	AKi-52	Bite		2	L-87 mm
				2	H-87 mm
	AX-19	Vareta		várias	---

* Preferencialmente cortar juntamente com o perfil AKi-78

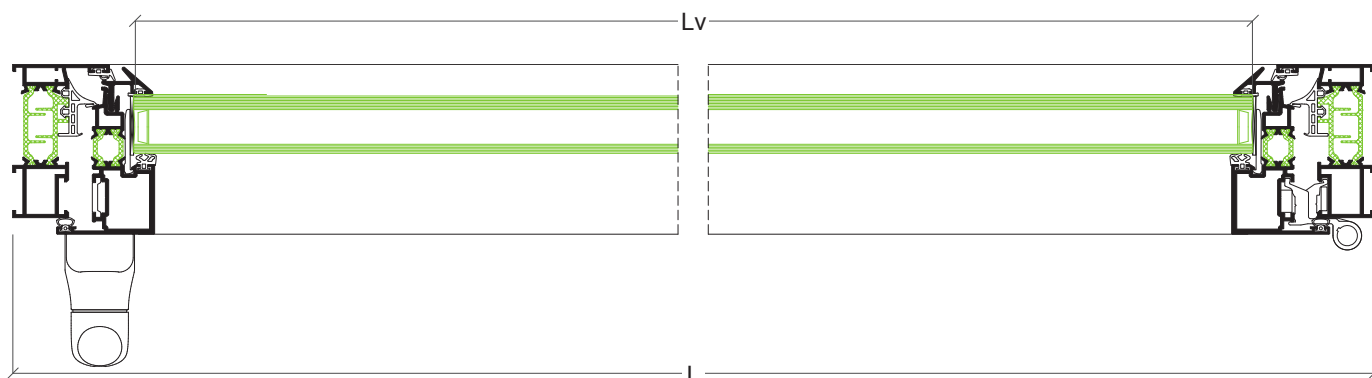
Acessórios e Juntas

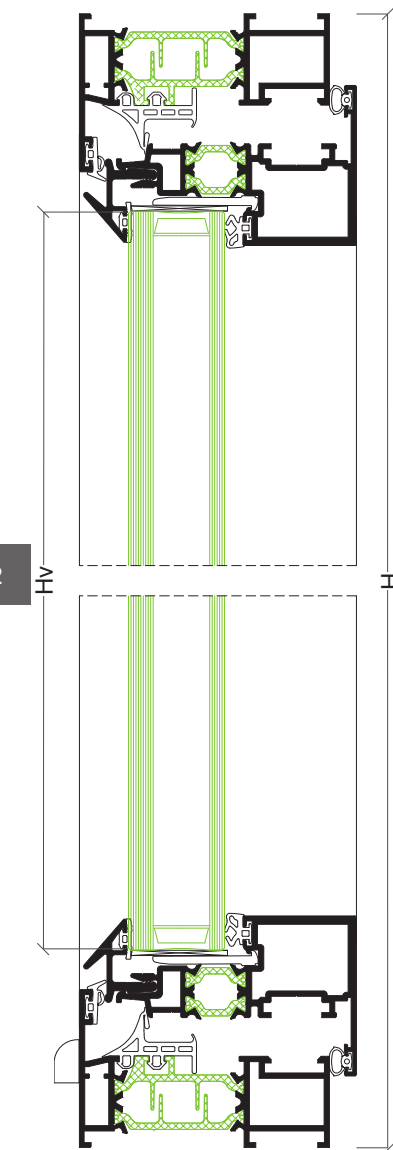
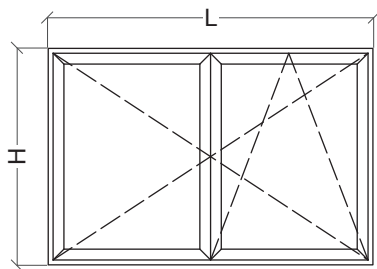
Referência	Descrição	Quantidade
30 96 00 04	Esquadro interior aro fixo	4
30 96 00 39 ou 48	Esquadro exterior aro fixo	4
30 96 10 15	Esquadro interior aro móvel	4
30 96 00 44	Esquadro exterior aro móvel	4
30 96 00 55	Pino para esquadro	8
30 92 01 35	Esquadro de alinhamento	4
30 92 01 02	Goteira com válvula (cor preto)	2 ou mais
30 96 10 05	Junta vedação AKi - folha oculta 3D	2L+2H
30 96 00 02	Junta exterior	L+2H
30 96 10 04	Junta central	2L+2H
30 93 01 20	Junta interior	2L+2H
---	Junta interior vidro	2L+2H
---	Ferragem oscilo-batente	---

151

Vidro

Hv = H-115 mm	Lv = L-115 mm
---------------	---------------



Janela 2 folhas oscilo-batente (3D)

Perfis

Desenho	Ref	Descrição	Corte	Quant	Medida
	AKi-03	Aro fixo		2	L
				2	H
	AKi-78	Aro móvel		4	(L/2)-24 mm
				4	H-43 mm
	AKi-52	Bite		4	(L/2)-68 mm
				4	H-87 mm
	AKi-04	Inversor		1	H-119 mm
	AX-19	Vareta		várias	---

* Preferencialmente cortar juntamente com o perfil AKi-78

Acessórios e Juntas

Referência	Descrição	Quantidade
30 96 00 04	Esquadro interior aro fixo	4
30 96 00 39 ou 48	Esquadro exterior aro fixo	4
30 96 10 15	Esquadro interior aro móvel	8
30 96 00 44	Esquadro exterior aro móvel	8
30 96 00 55	Pino para esquadro 30 96 00 44	16
30 92 01 35	Esquadro de alinhamento	8
30 92 01 02	Goteira com válvula (cor preto)	2 ou mais
30 92 01 14	Conjunto topo inversor	1
30 92 02 60	Calço de apoio da folha passiva	1
30 96 10 05	Junta vedação AKi - folha oculta 3D	2L+4H
30 96 00 02	Junta exterior	L+4H
30 96 10 04	Junta central	2L+3H
30 93 01 20	Junta interior	2L+4H
---	Junta interior vidro	2L+4H
---	Ferragem oscilo-batente	---

Vidro

Hv = H-115 mm	Lv = (L/2)-96 mm
---------------	------------------

