

**SISTEMA DE ABERTURA
COM RPT - 70 mm**

**SISTEMA PRACTICABLE
CON RPT - 70 mm**

AJi C.16

SISTEMA AJi Canal 16

Sistema de batente de canal 16 com RPT - 70 mm

CARACTERÍSTICAS DO SISTEMA

O sistema AJi Canal 16 está desenhado com câmara de 16 mm para permitir a aplicação de ferragens especiais com afinação tridimensional para uma maior eficiência em termos de rendimento, desempenho e segurança.

O sistema AJi Canal 16 possibilita a execução de 5 versões de caixilharia:

Linha reta, linha curva, linha oval, linha oculta e linha oculta ventilada.

O sistema AJi Canal 16 permite a aplicação de vidros duplos ou triplos de alto rendimento de modo a responder aos requisitos de isolamento térmico e acústico, de acordo com a directiva nº 2010/31/EU.

Com um ótimo isolamento térmico aliado à aplicação de um inovador produto designado por ThermoProfile, o Sistema AJi proporciona elevadas prestações de conforto e de economia energética.

PERFIS DE ALUMÍNIO

Perfis com rotura térmica obtida por inserção de varetas isolantes de poliamida tipo ómega de 18, 24, 30 mm reforçadas com 25% de fibra de vidro.

Espessura média dos perfis de alumínio de 1,7 mm.

AROS FIXOS

Profundidade dos aros fixos de 70 mm com tripla câmara;

Perfis com rotura térmica obtida através de varetas de poliamida tipo ómega de 24 e 30 mm;

Aros fixos com duplo esquadro de aperto rápido e esquadros de alinhamento para montagem a meia esquadria;

Travessas com dupla união para um aperto mais eficaz;

Aros fixos para a versão oculta com ou sem a possibilidade de aplicação de junta central;

Aros fixos com clip exterior e remate directo de 25 mm ou 45 mm;

Aros fixos com clip exterior e interior para aplicação de remate de 30, 50, 65 ou 80 mm;

Aro fixo de ligação ao sistema de correr com rotura térmica CW.

AROS MÓVEIS

Profundidade dos aros móveis de 78 mm com tripla câmara;

Aros móveis com rotura térmica, obtida através de varetas de poliamida tipo ómega de 18 mm ou 24 mm;

Folhas com duplo esquadro de aperto rápido e esquadros de alinhamento para montagem a meia esquadria;

Perfil inversor com olhais para uma melhor aplicação do topo inversor.

DIMENSIONAMENTO E MANOBRABILIDADE

Dimensões mínimas - máximas de folha: 391 mm - 1640 mm (L); 520 mm - 2840 mm (H);

Peso máximo para janelas ou portas de sacada com oscilobatente até 130 Kg;

Peso máximo para portas de entrada até 160 Kg/folha;

Possibilidades de abertura: fixo, abertura interior 1 ou 2 folhas com ou sem oscilobatente, abertura exterior, basculante, harmónio e oscilo-paralela;

Enchimento para vidro duplo ou triplo de 20 mm a 55 mm para o sistema AJi Canal 16;

Enchimento para vidro exterior duplo ou triplo de 24 mm a 30 mm para os sistemas AJi Canal 16 - Folha oculta e vidro interior até 8 mm para a solução folha oculta ventilada;

Três tipos de ferragens especiais para canal 16 com uma afinação tridimensional rápida e cómoda e com um tratamento superficial de alta qualidade:

• Ferragens UniJet C, UniJet D e UniJet CC Oculta.

Estanquidade assegurada através de juntas em EPDM (interior e central) para o sistema AJi Canal 16; (exterior e interior com a opção de central) para o sistema AJi Canal 16 - Folha oculta.

PERFORMANCES

Sistema certificado por laboratório notificado para Ensaio Tipo Inicial (ITT) de acordo com a norma de produto EN 14351-1:2006+A1:2011 para efeitos de Marcação CE.

Categorias alcançadas nos ensaios do sistema AJi Canal 16:

1. Permeabilidade ao ar: Classe 4 (normas de ensaio EN 10207 e EN 1206)
 2. Estanquidade al água: Classe E2100 (normas de ensaio EN 12208 e EN 1027)
 3. Resistência ao vento: Classe C5 (normas de ensaio EN 12210 e EN 12211)
- Categorias alcançadas nos ensaios do sistema AJi Canal 16 - Folha oculta:
1. Permeabilidade ao ar: Classe 4 (normas de ensaio EN 10207 e EN 1206)
 2. Estanquidade al água: Classe E1800 (normas de ensaio EN 12208 e EN 1027)
 3. Resistência ao vento: Classe C5 (normas de ensaio EN 12210 e EN 12211)

Coefficiente de Transmissão térmica de vão de 2 folhas, Sistema AJi Canal 16, com 1.20m x 1.50m com vidro triplo $U_g = 0.5 \text{ W/m}^2\text{K}$, com intercalar efeito "Warm Edge": $U_w = 1.28 \text{ W/m}^2\text{K}$

Coefficiente de Transmissão térmica de vão de 2 folhas, Sistema AJi Canal 16 - Folha Oculta com 1.20m x 1.50m com vidro triplo $U_g = 0.6 \text{ W/m}^2\text{K}$, com intercalar efeito "Warm Edge": $U_w = 1.38 \text{ W/m}^2\text{K}$

Coefficiente de atenuação acústica de vão de 2 folhas Sistema AJi canal 16 com 1,20 m x 1,50 m: R_w (C; Ctr) = 42 dB (-1; -4)

Coefficiente de atenuação acústica de vão de 2 folhas Sistema AJi-FO canal 16: R_w (C; Ctr) = 38 dB (-2; -5)

Zonas de aplicação RCCTE (em função do valor U_g): I1, I2, I3, V1, V2, V3.

SISTEMA AJi Canal 16

Sistema practicable de canal 16 com RPT - 70 mm

CARACTERÍSTICAS DEL SISTEMA

El sistema AJi Canal 16 está diseñado con cámara de 16 mm para permitir la aplicación de herrajes especiales con afinación tridimensional para una mayor eficiencia en términos de rendimiento, desempeño y seguridad.

El sistema AJi Canal 16 posibilita la ejecución de 5 versiones de carpintería:

Línea recta, línea curva, línea oval, línea oculta e línea oculta ventilada.

El sistema AJi Canal 16 permite la aplicación de vidrios dobles u triples de alto rendimiento por forma a responder a los requisitos de aislamiento térmico y acústico, de acuerdo con la directiva nº 2010/31/EU.

Con un óptimo aislamiento térmico aliado a la aplicación de un innovador producto llamado ThermoProfile, el Sistema AJi Canal 16 proporciona elevadas prestaciones de confort y de economía energética.

PERFILES DE ALUMINIO

Perfiles con rotura térmica obtenida por inserción de varillas aislantes de poliamida tipo ómega de 18, 24, 30 mm reforzadas con 25% de fibra de vidrio.

Espesor medio de los perfiles de aluminio de 1,7 mm.

MARCOS

Profundidad de los marcos de 70 mm con triple cámara;

Perfiles con rotura térmica mientras varillas de poliamida tipo ómega de 24 mm y 30 mm;

Marcos con doble escuadra de rápido apriete y escuadras de alineamiento para montaje a englete;

Travesaños con doble unión para un apriete más eficaz;

Marcos rústicos;

Marcos para la versión hoja oculta con u sin la posibilidad de aplicación de junta central;

Marcos con clip exterior y solape directa de 25 mm ou 45 mm;

Marcos con clip exterior e interior para aplicación de solape de 30, 50, 65 u 80 mm;

Marco de conexión al sistema corredera con rotura térmica CW.

HOJAS

Profundidad de las hojas de 78 mm con triple cámara;

Hojas con rotura térmica, obtenida mientras varillas de poliamida tipo ómega de 18 mm u 24 mm;

Hojas con doble escuadra de rápido apriete y escuadras de alineamiento para montaje a englete;

Perfil inversor con agujero para una mejor aplicación del tope inversor.

DIMENSIONAMIENTO Y MANIOBRABILIDAD

Dimensiones mínimas - máximas de hoja: 391 mm - 1640 mm (L); 520 mm - 2840 mm (H);

Peso máximo para ventanas u puertas de balconera con oscilobatente hasta 130 Kg;

Peso máximo para puertas de entrada hasta 160 Kg/hoja;

Possibilidades de abertura: fijo, practicable interior 1 u 2 hojas con u sin oscilobatente, practicable exterior, abatible, plegable y oscilo-paralela;

Acristalamiento para doble u triple vidrio de 20 mm a 55 mm para el sistema AJi Canal 16;

Acristalamiento para doble u triple vidrio exterior de 24 mm a 30 mm para los sistemas AJi Canal 16 - Hoja oculta e vidrio interior hasta 8 mm para la solución hoja oculta ventilada;

Tres tipos de herrajes especiales para canal 16 con una afinación tridimensional rápida y cómoda y con un tratamiento superficial de alta calidad:

• Herrajes UniJet C, UniJet D y UniJet CC Oculta.

Estanquidad asegurada mientras juntas en EPDM (interior e central) para el sistema AJi Canal 16; (exterior e interior con la opción de central) para el sistema AJi Canal 16 - Hoja oculta.

ENSAYOS

Sistema certificado por laboratório notificado para Ensayos Tipo Inicial (ITT) de acuerdo con la norma de producto EN 14351-1:2006+A1:2011 para efectos de Marcado CE.

Categorías alcanzadas en los ensayos del sistema AJi Canal 16:

1. Permeabilidad al aire: Clase 4 (normas de ensayo EN 10207 y EN 1206)
 2. Estanquidad al agua: Clase E2100 (normas de ensayo EN 12208 y EN 1027)
 3. Resistencia al viento: Clase C5 (normas de ensayo EN 12210 y EN 12211)
- Categorías alcanzadas en los ensayos del sistema AJi Canal 16 - Hoja oculta:
1. Permeabilidad al aire: Clase 4 (normas de ensayo EN 10207 y EN 1206)
 2. Estanquidad al agua: Clase E1800 (normas de ensayo EN 12208 y EN 1027)
 3. Resistencia al viento: Clase C5 (normas de ensayo EN 12210 y EN 12211)

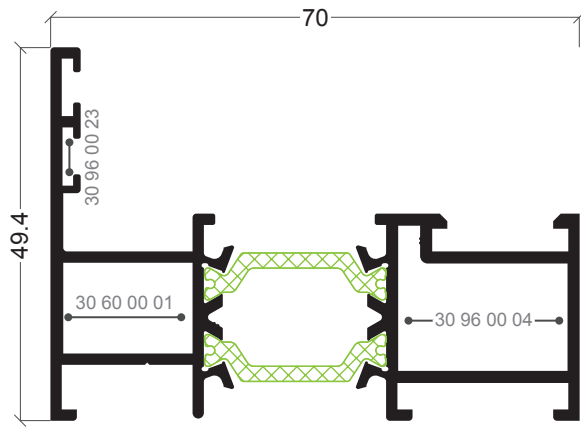
Coefficiente de transmisión térmica de hueco de 2 hojas, Sistema AJi Canal 16, con 1.20m x 1.50m con vidrio triple $U_g = 0.5 \text{ W/m}^2\text{K}$, con intercalar efecto "Warm Edge": $U_w = 1.28 \text{ W/m}^2\text{K}$

Coefficiente de transmisión térmica de hueco de 2 hojas, Sistema AJi Canal 16 - Hoja oculta con 1.20m x 1.50m con vidrio triple $U_g = 0.5 \text{ W/m}^2\text{K}$, con intercalar efecto "Warm Edge": $U_w = 0.94 \text{ W/m}^2\text{K}$

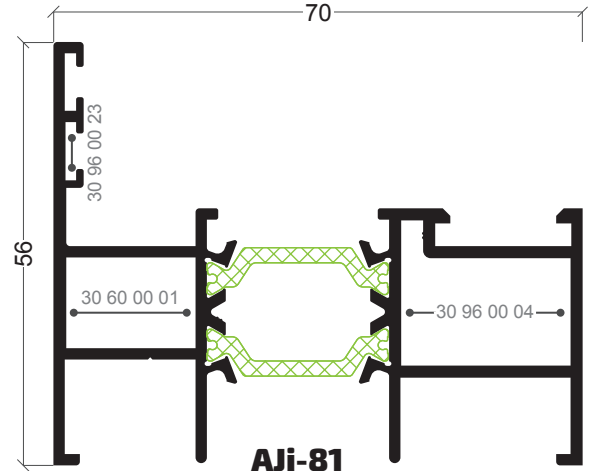
Coefficiente de atenuación acústica de tramo de 2 hojas Sistema de canal 16 AJi con 1,20 m x 1,50 m: R_w (C; Ctr) = 42 dB (-1; -4)

Coefficiente de atenuación acústica de tramo de 2 hojas canal 16 del sistema AJi-FO: R_w (C; Ctr) = 38 dB (-2; -5)

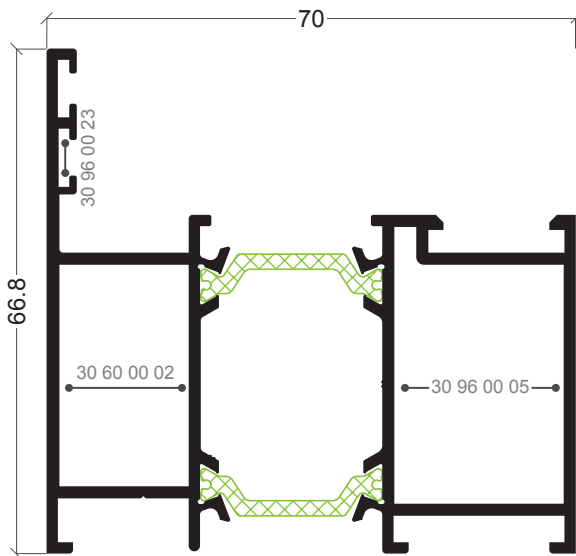
Coefficiente de atenuación acústica de hueco de 2 hojas: R_w (C; Ctr) = 42 dB (-1; -4)



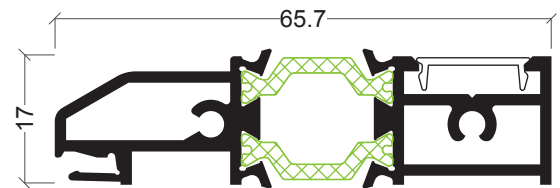
AJi-03
Aro fixo
Marco ventana



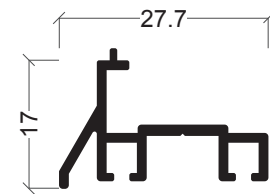
AJi-81
Aro fixo
Marco ventana intermedio



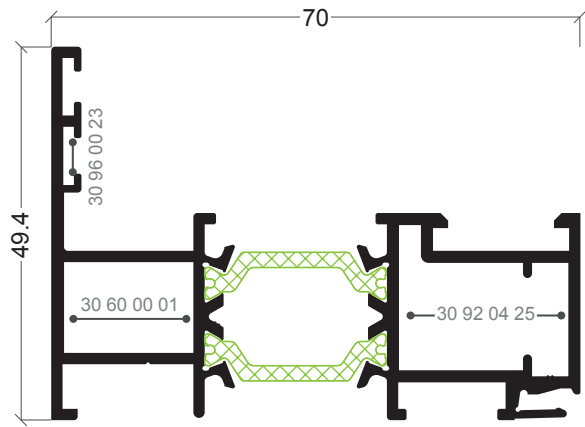
AJi-08
Aro fixo
Marco puerta



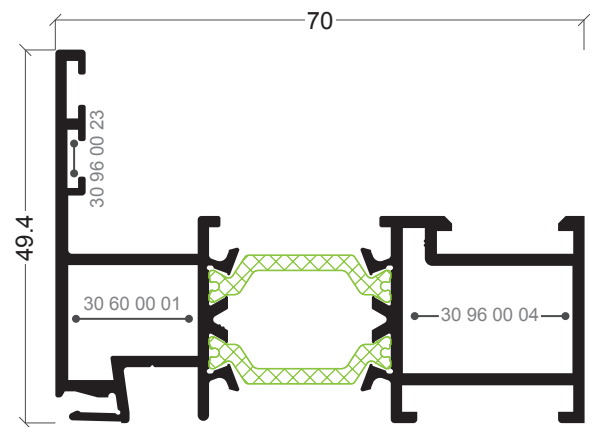
AJi-63
Soleira
Solape inferior puerta con enganche



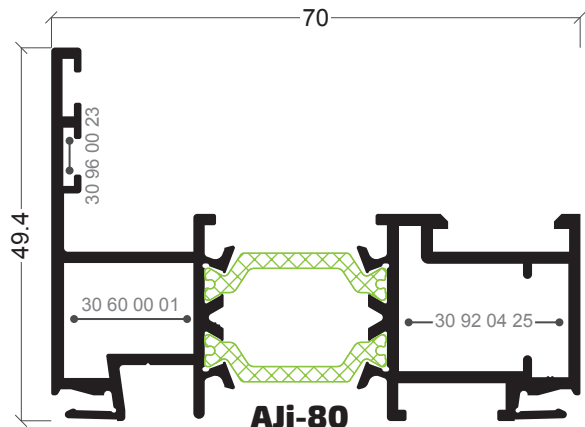
AJi-62
Pingadeira inferior porta sacada
Verteaguas inferior puerta



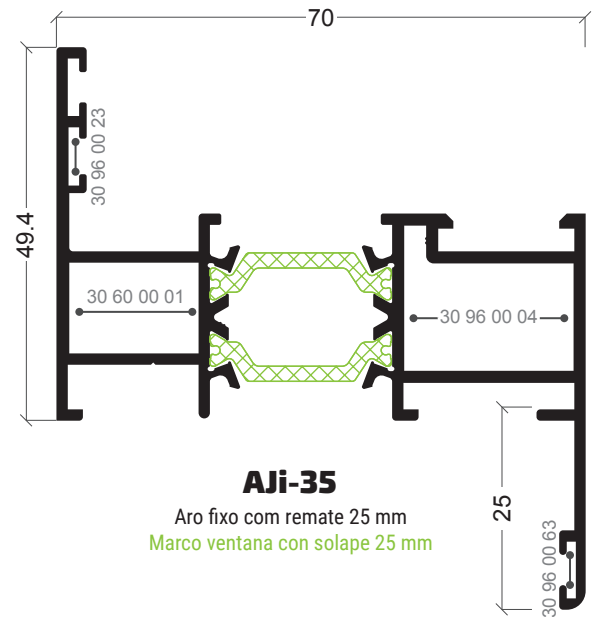
AJi-91
Aro fixo
Marco ventana c/ enganche int



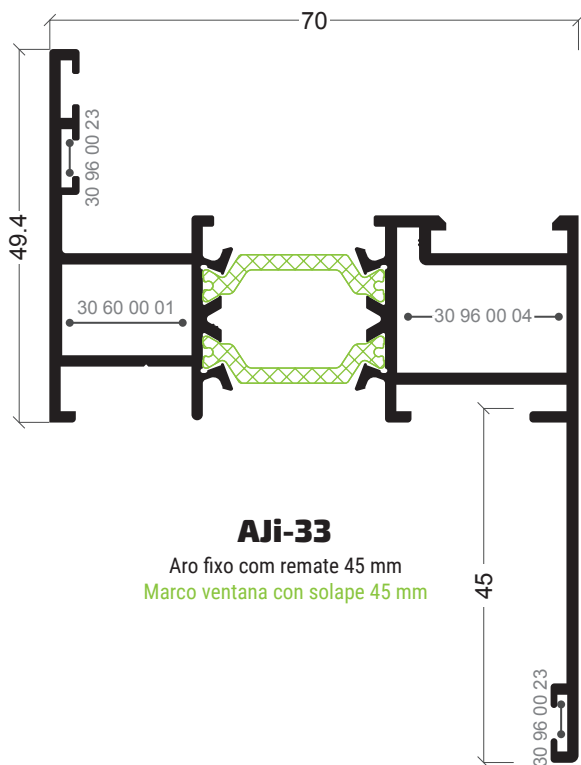
AJi-76
Aro fixo
Marco ventana c/ enganche ext



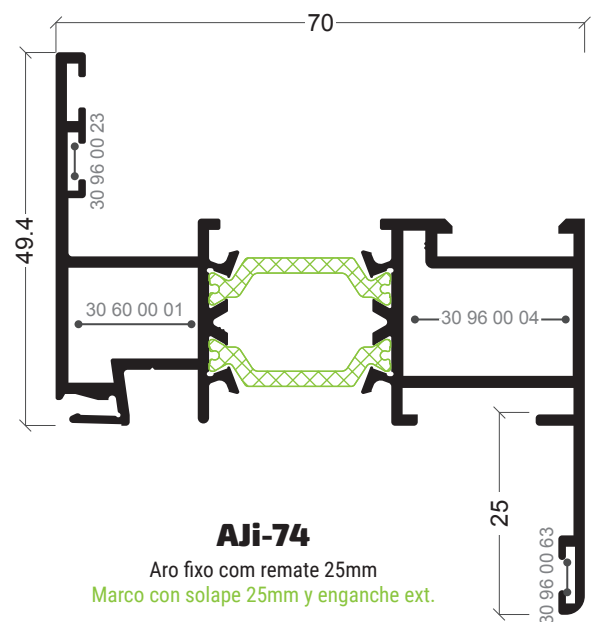
AJi-80
Aro fixo
Marco ventana c/ enganche int/ext



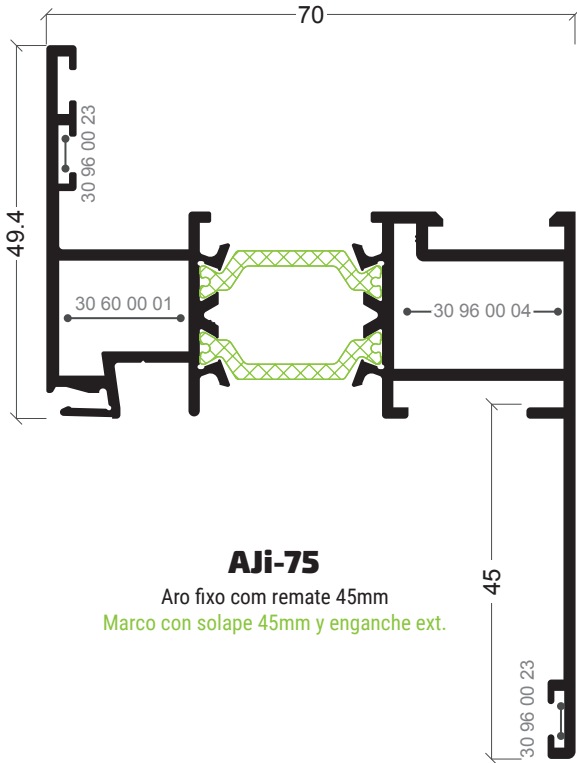
AJi-35
Aro fixo com remate 25 mm
Marco ventana con solape 25 mm



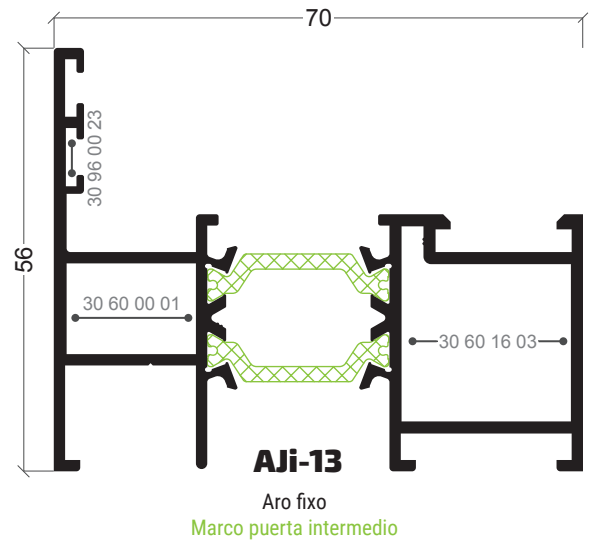
AJi-33
Aro fixo com remate 45 mm
Marco ventana con solape 45 mm



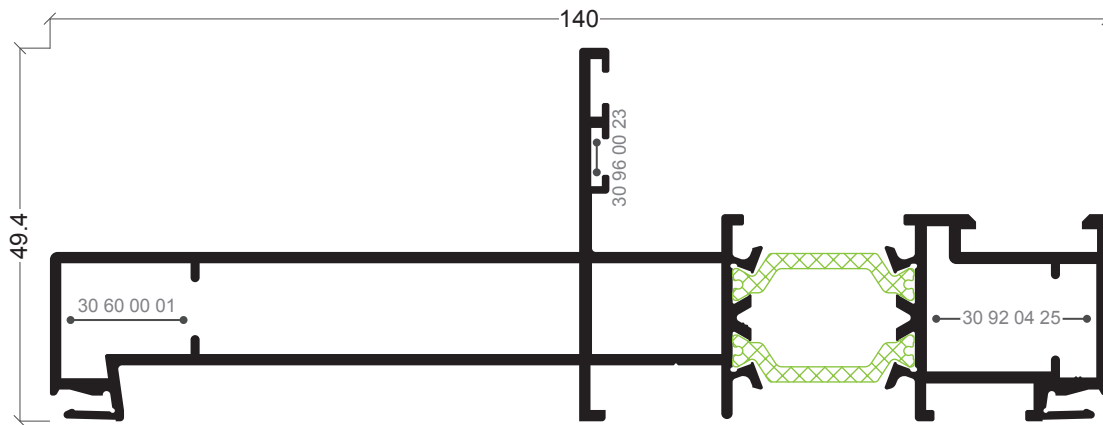
AJi-74
Aro fixo com remate 25mm
Marco con solape 25mm y enganche ext.



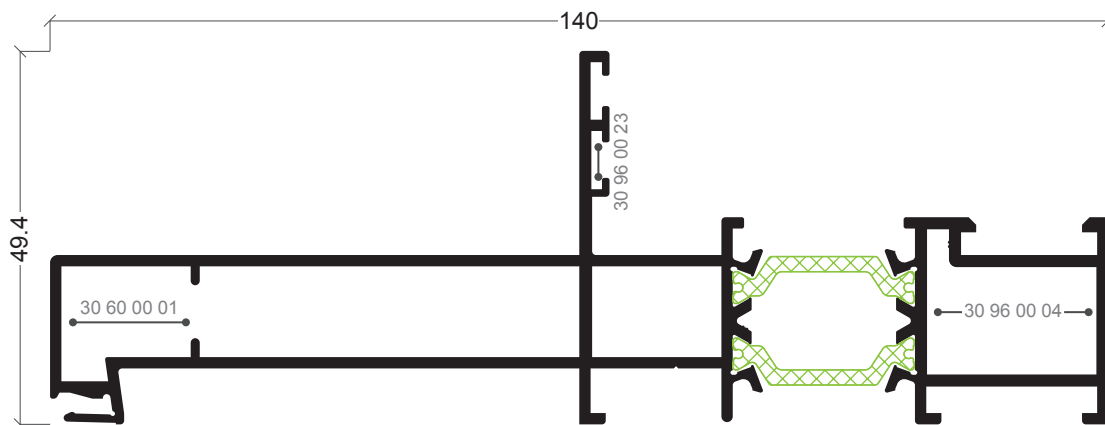
AJi-75
Aro fixo com remate 45mm
Marco com solape 45mm y enganche ext.



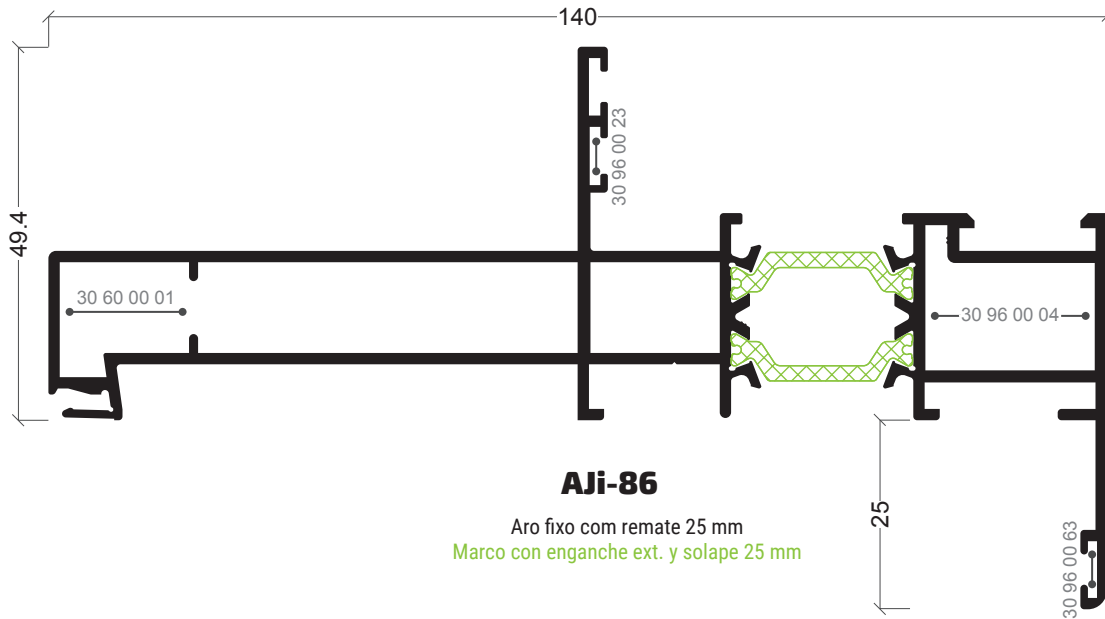
AJi-13
Aro fixo
Marco puerta intermedio



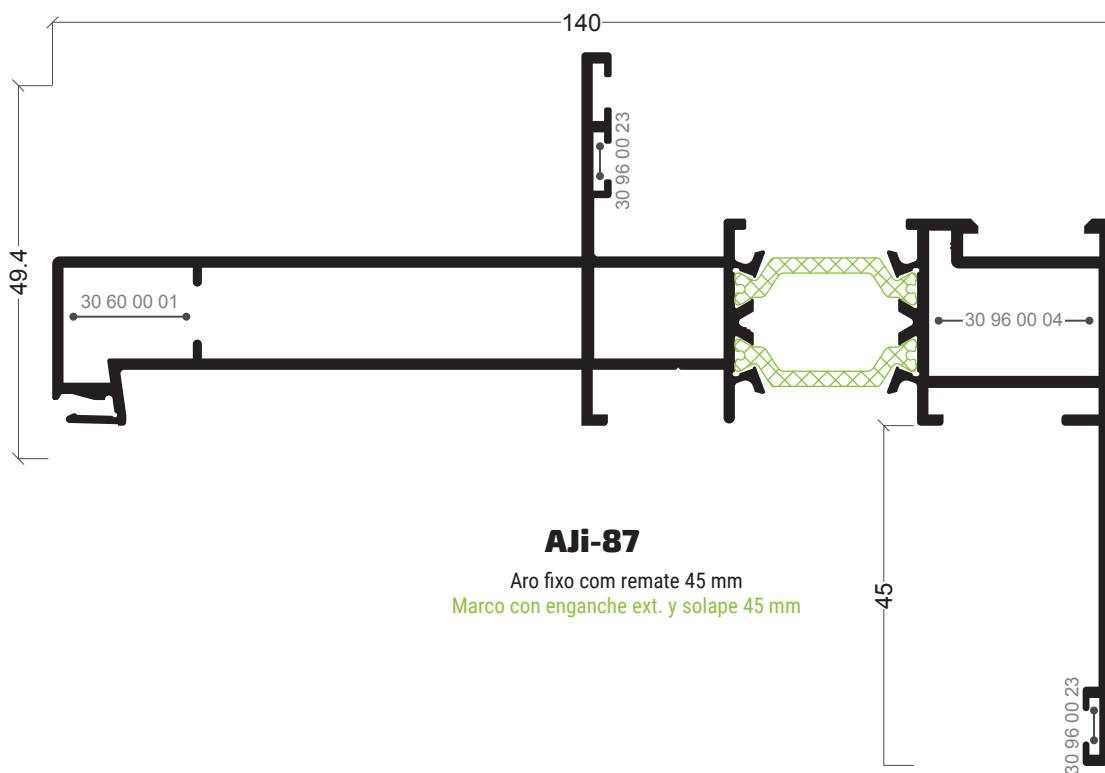
AJi-88
Aro fixo
Marco 140mm con enganche ext./int.

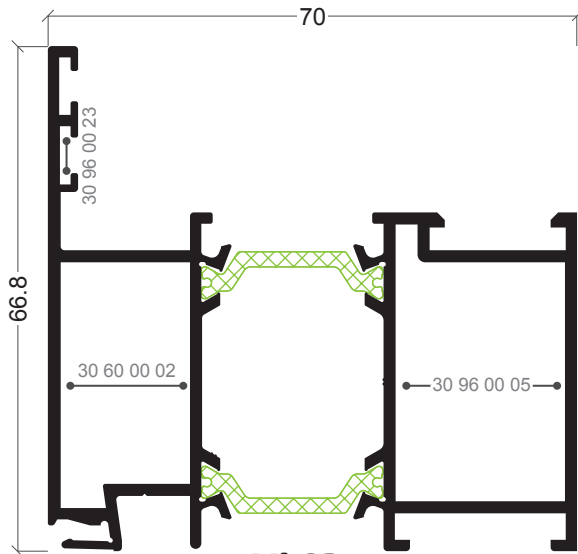


AJi-89
Aro fixo
Marco 140mm c/ enganche ext



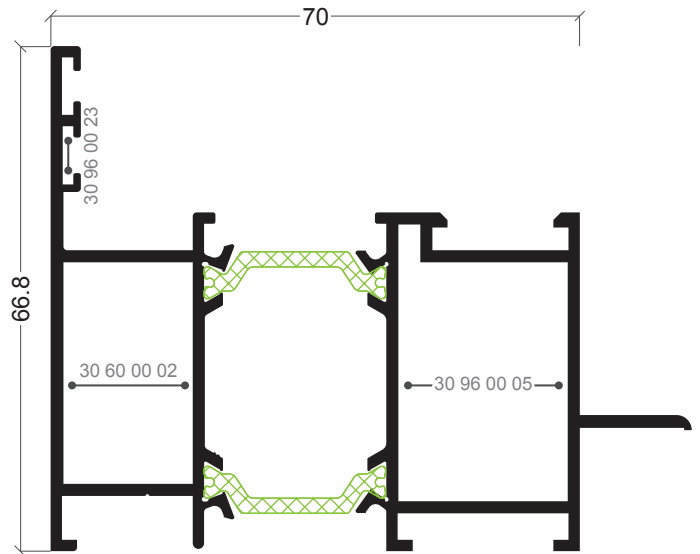
146





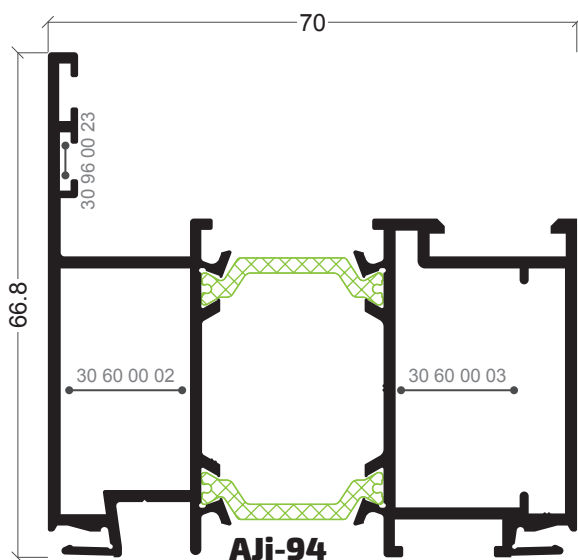
AJi-92

Aro fixo
Marco puerta con enganche ext.



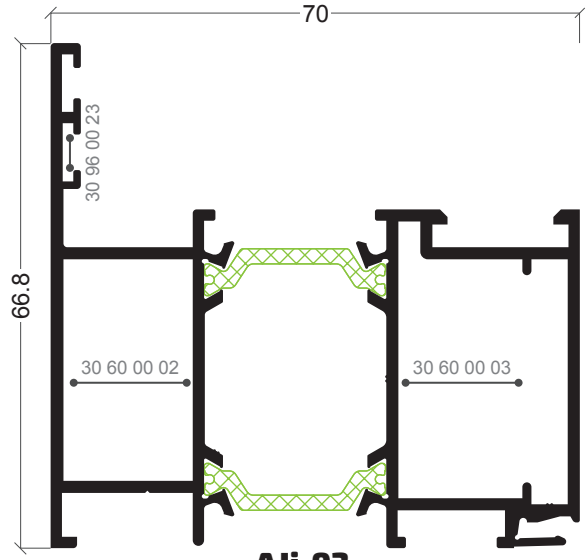
AJi-68

Aro fixo
Marco puerta con precerco



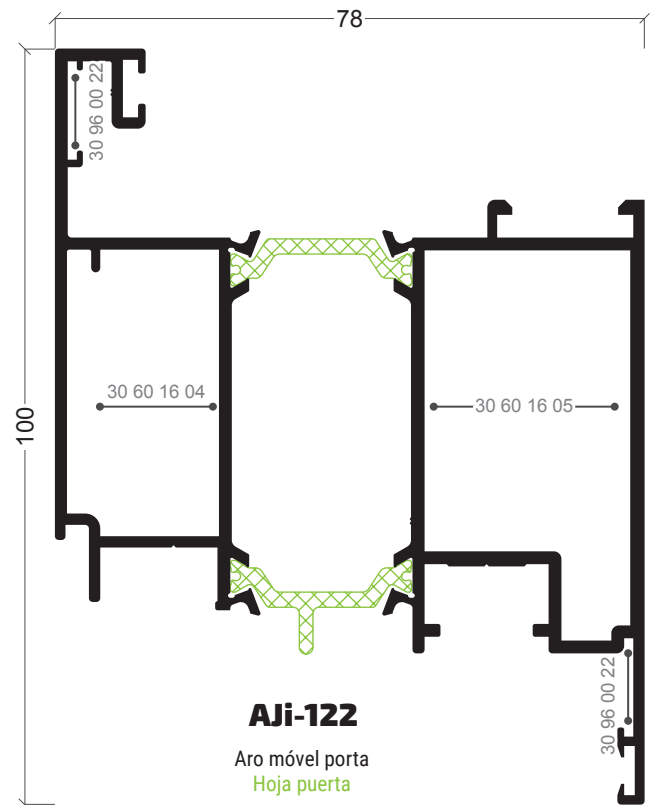
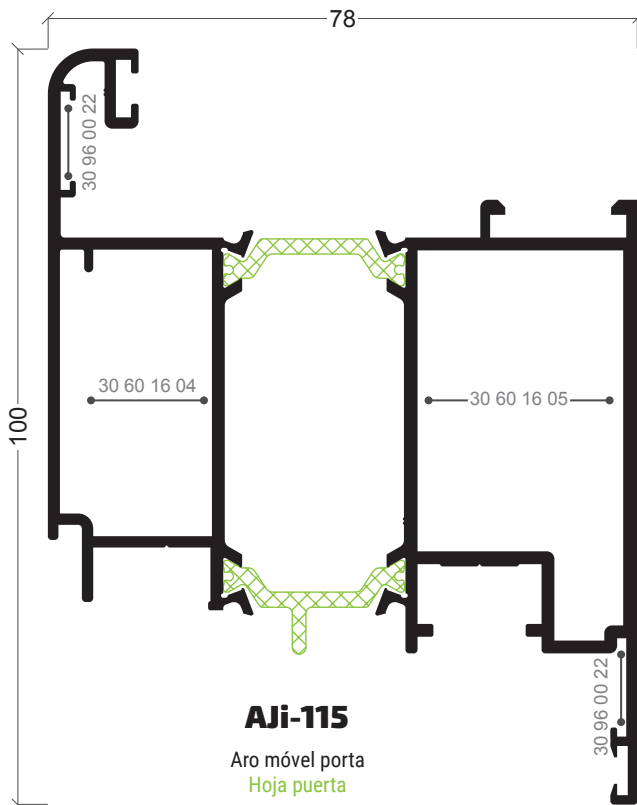
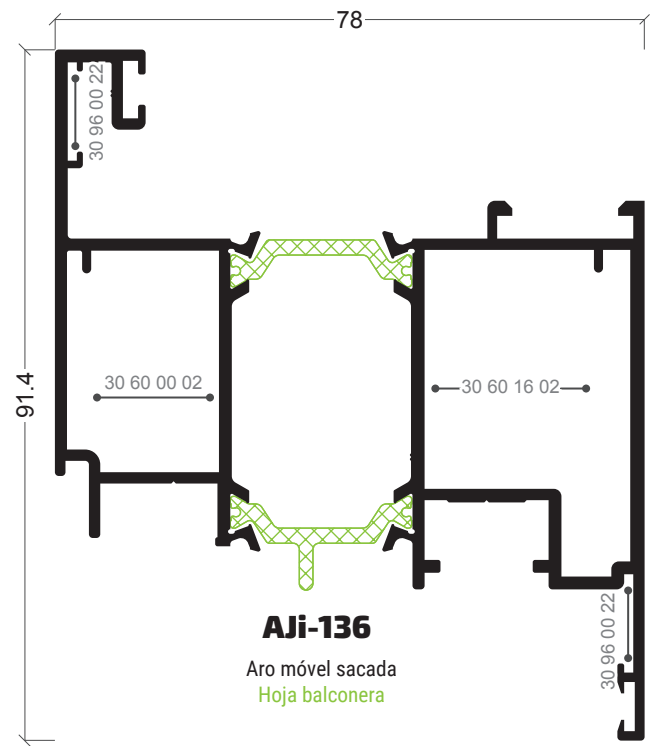
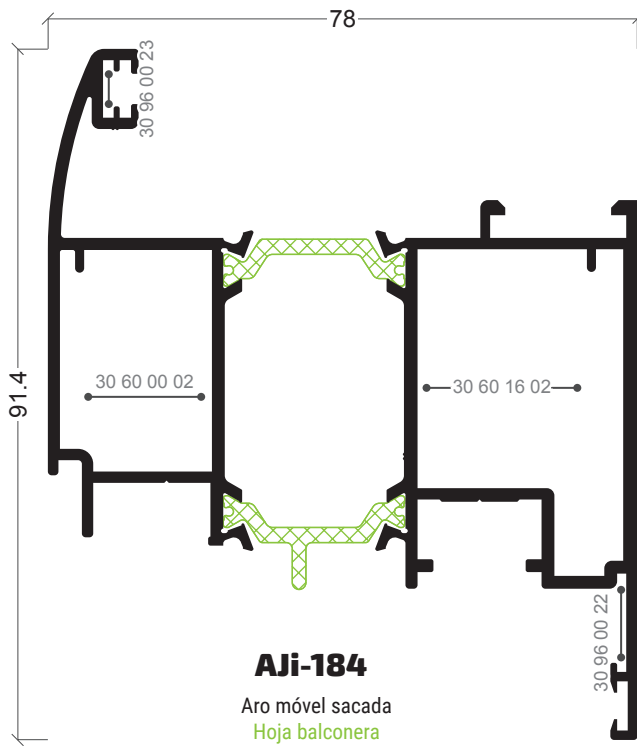
AJi-94

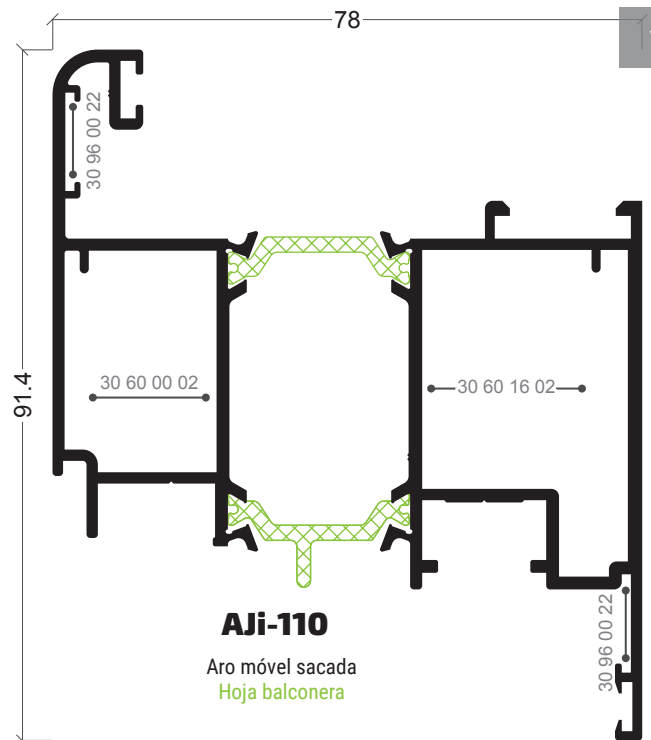
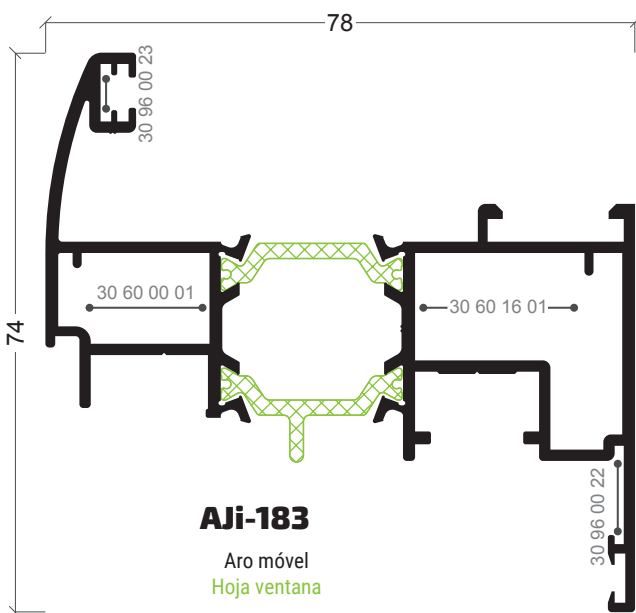
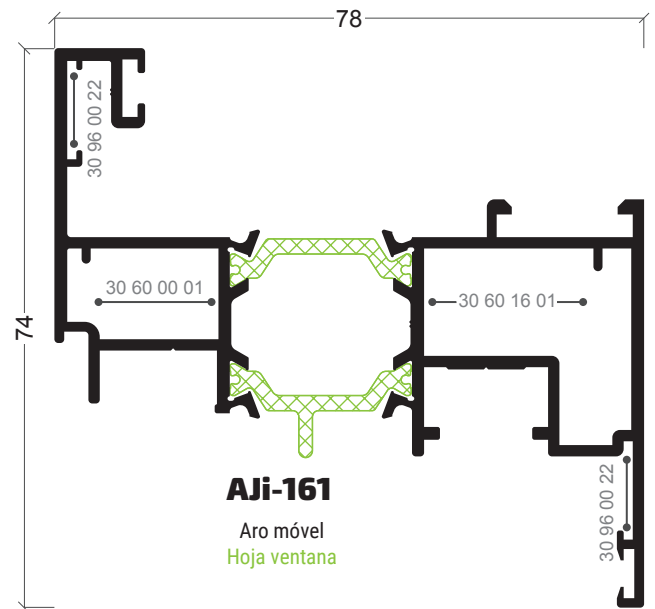
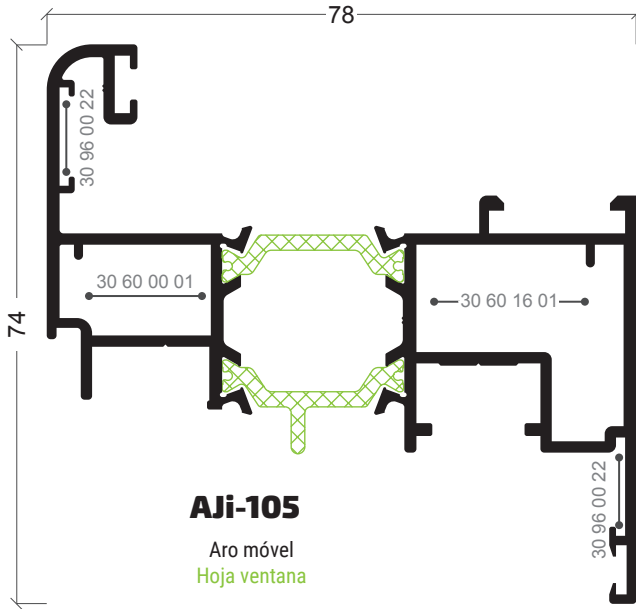
Aro fixo
Marco puerta con enganche int/ext

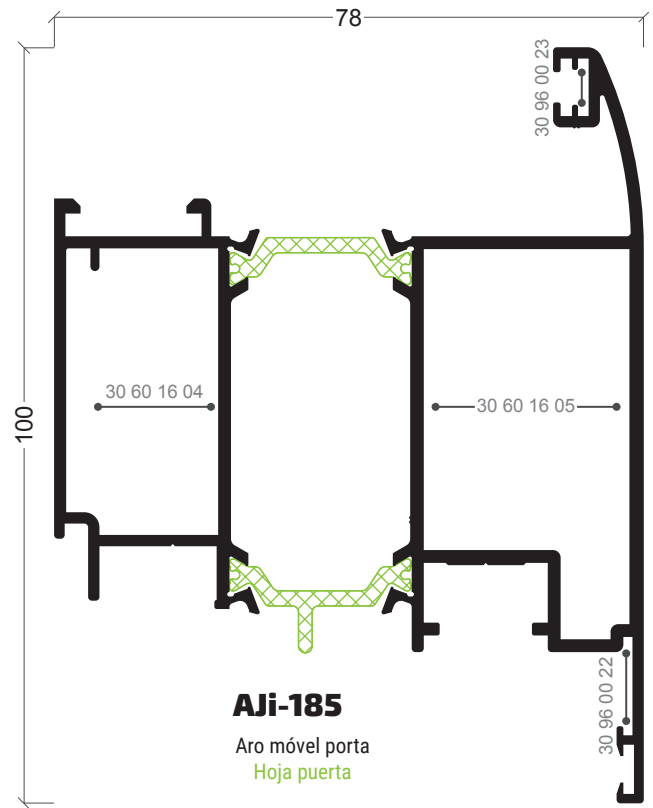
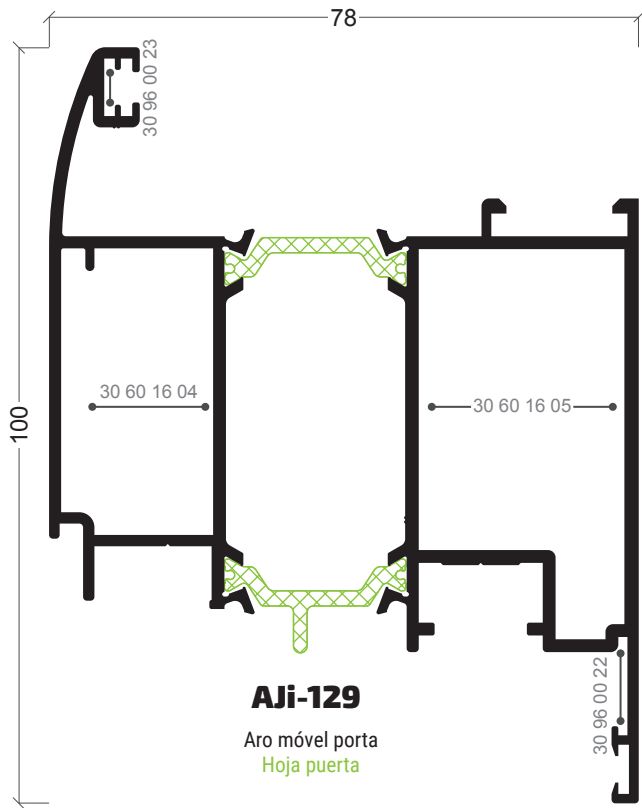


AJi-93

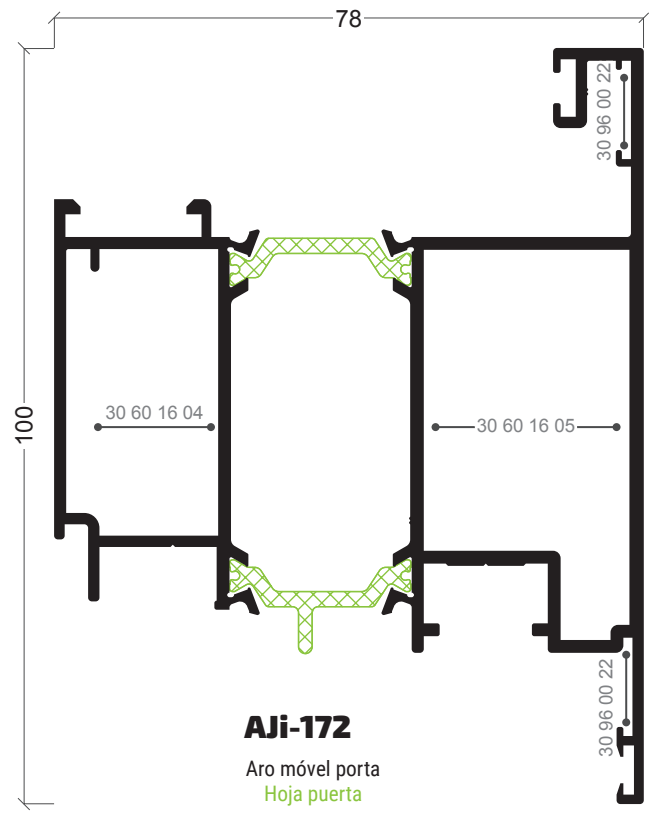
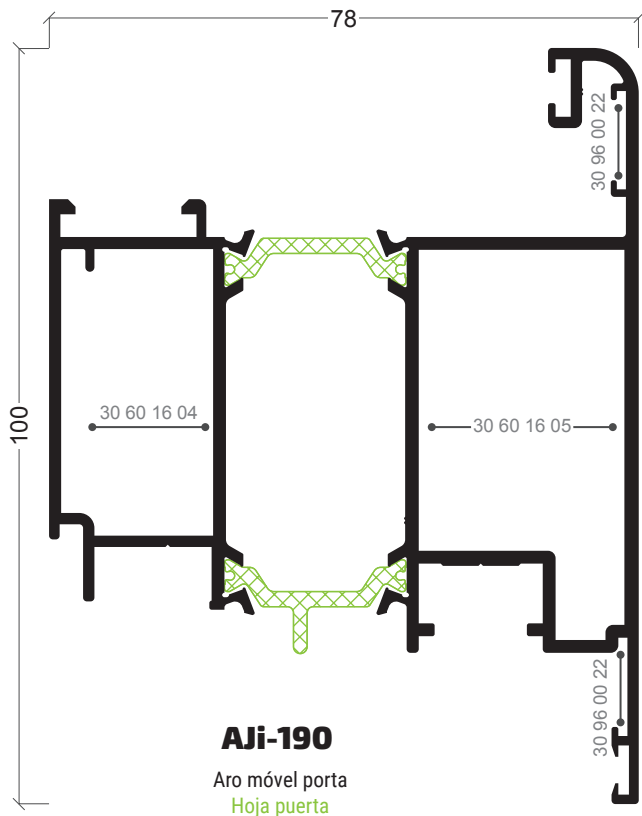
Aro fixo
Marco puerta con enganche int.

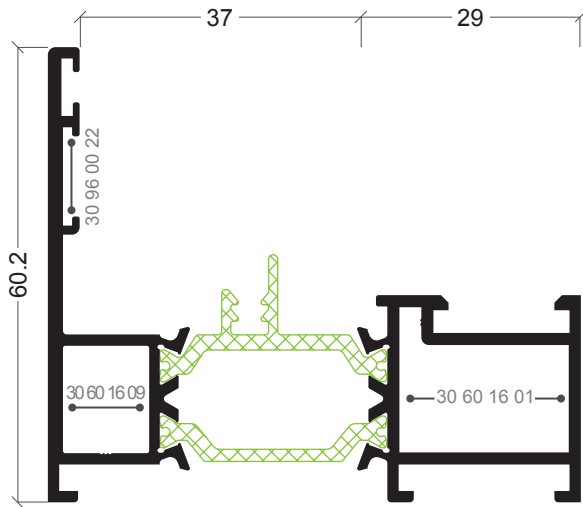






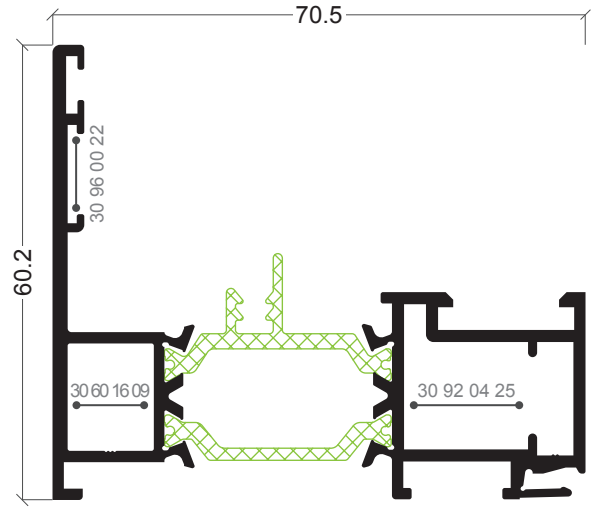
150





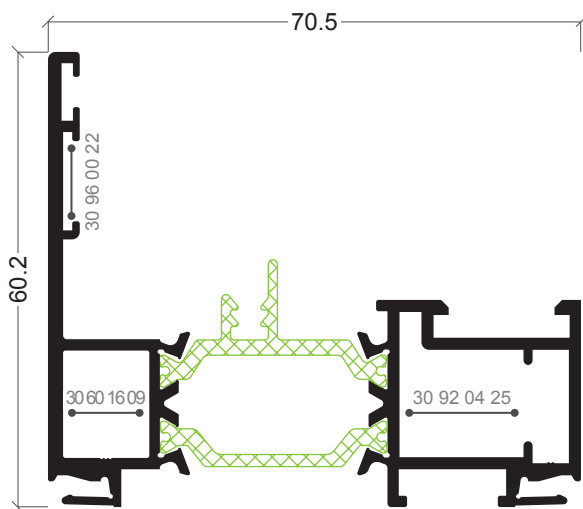
AJi-103

Aro fixo
Marco ventana



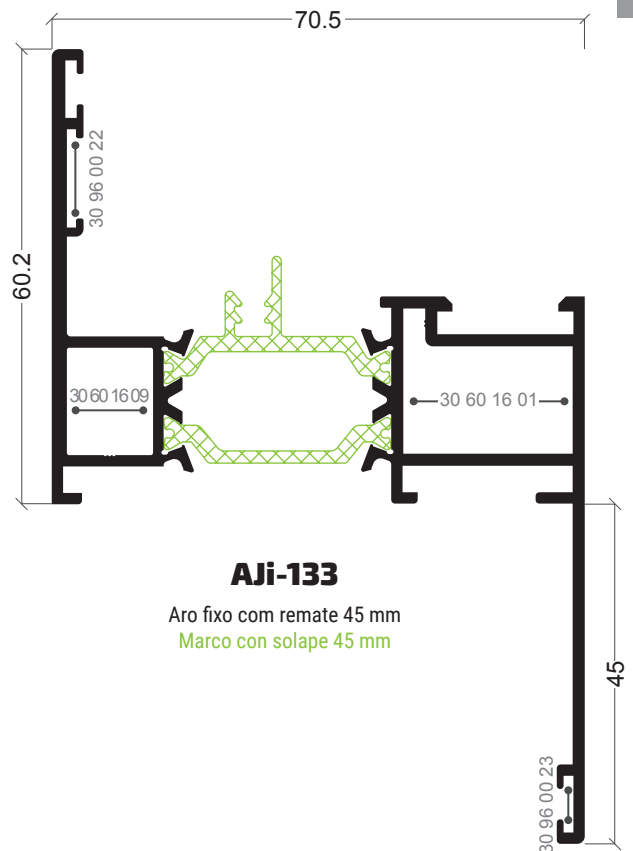
AJi-191

Aro fixo
Marco ventana c/ enganche int.



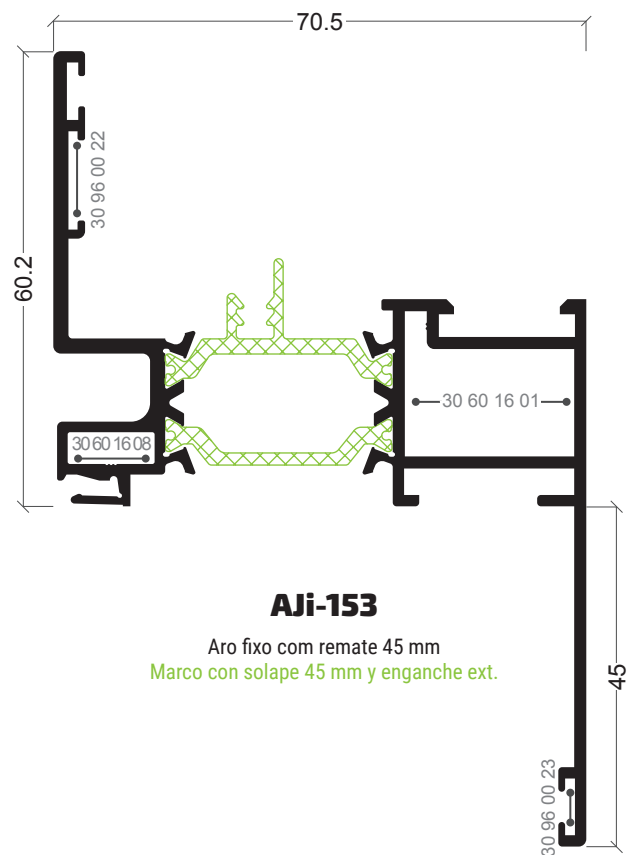
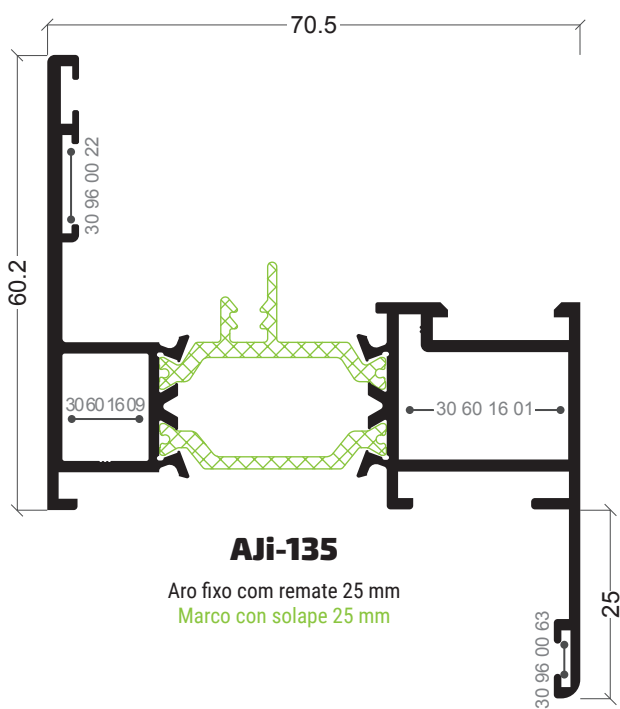
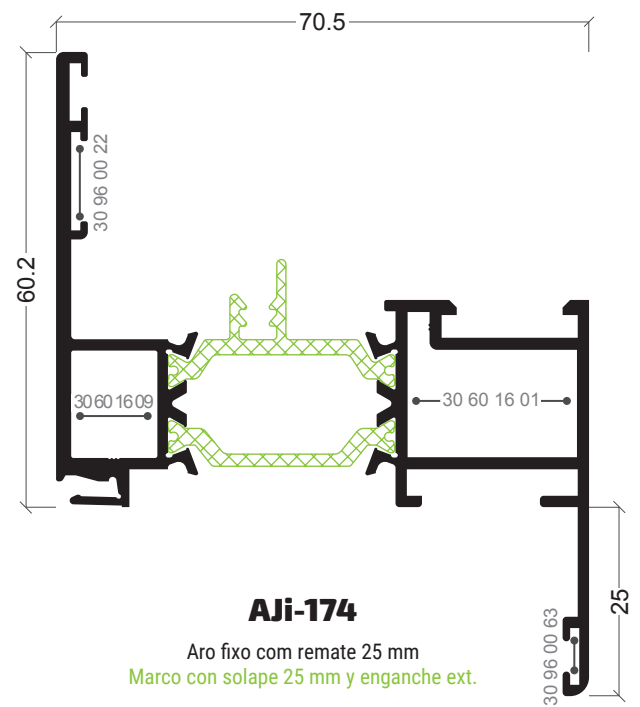
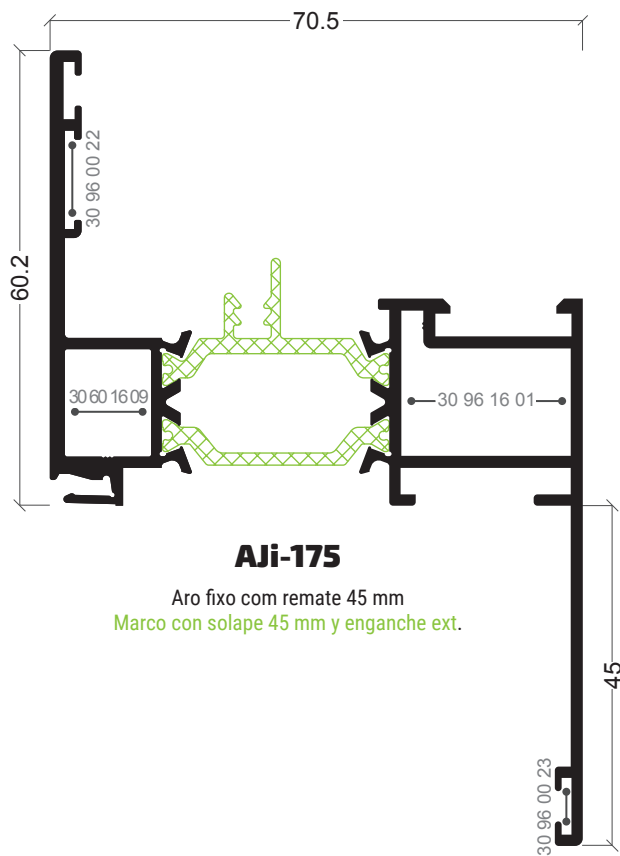
AJi-180

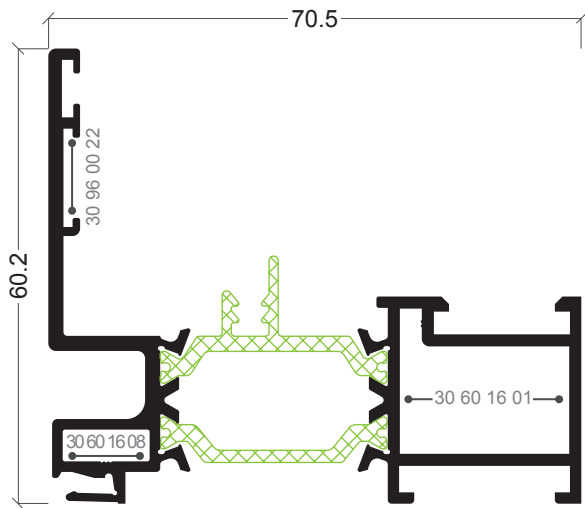
Aro fixo
Marco ventana c/ enganches int/ext.



AJi-133

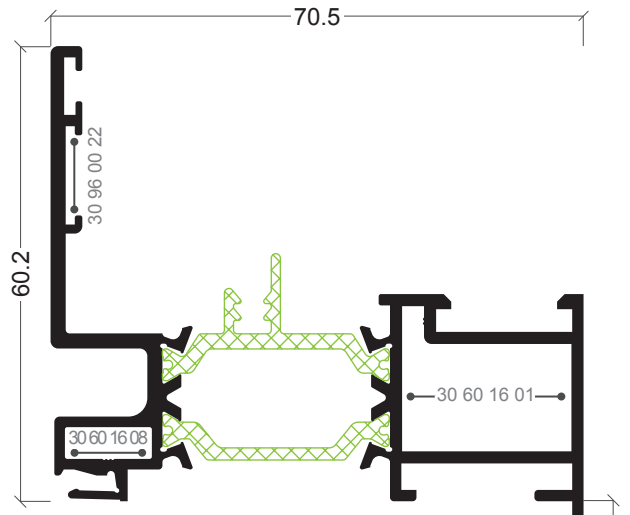
Aro fixo com remate 45 mm
Marco con solape 45 mm





AJi-145

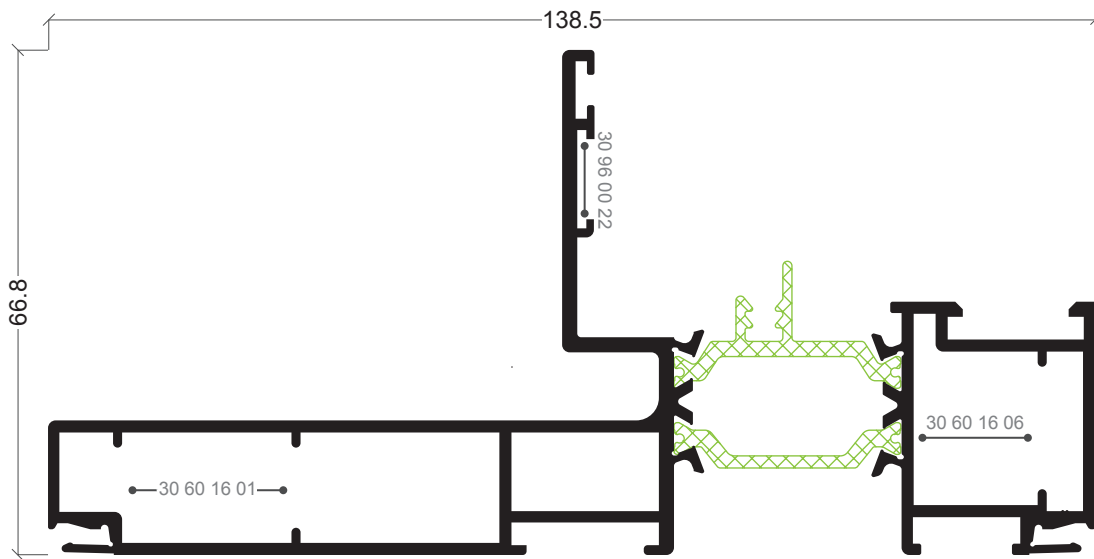
Aro fixo
Marco con enganche ext.



AJi-146

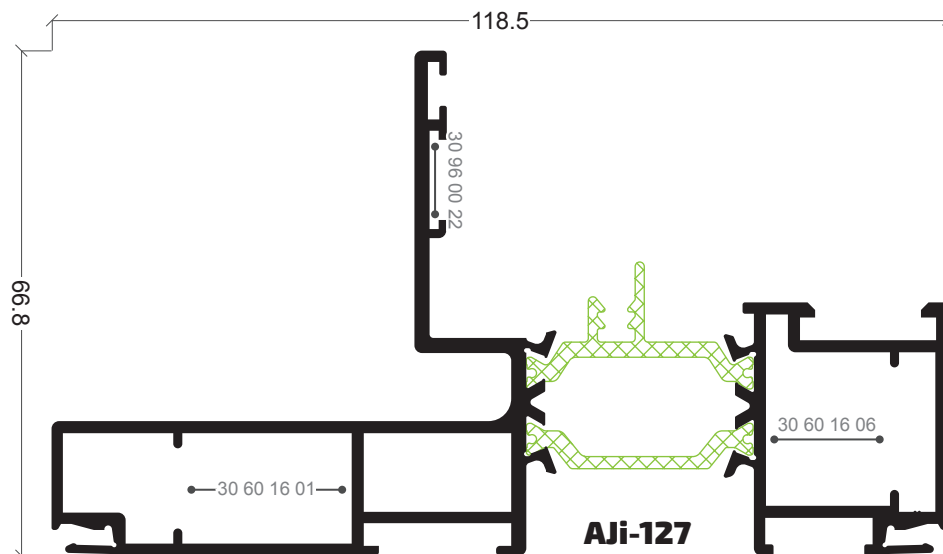
Aro fixo com remate 25 mm
Marco con solape 25 mm y enganche ext

30 96 00 63
25



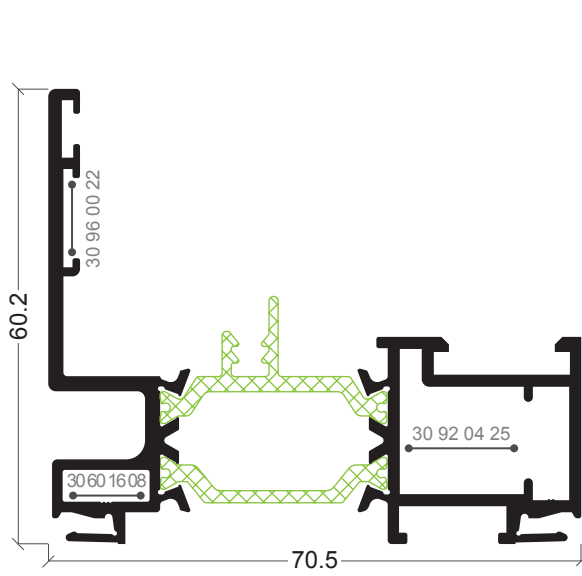
AJi-139

Aro fixo
Marco c/ enganche int.

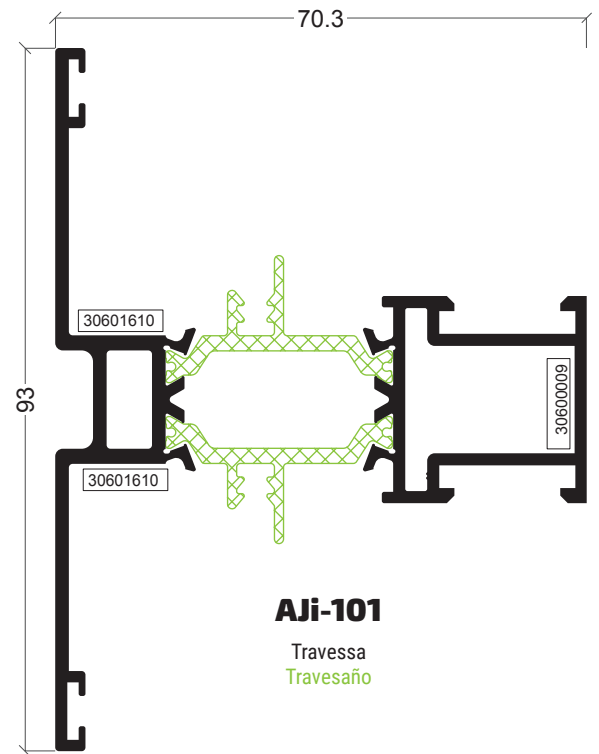


AJi-127

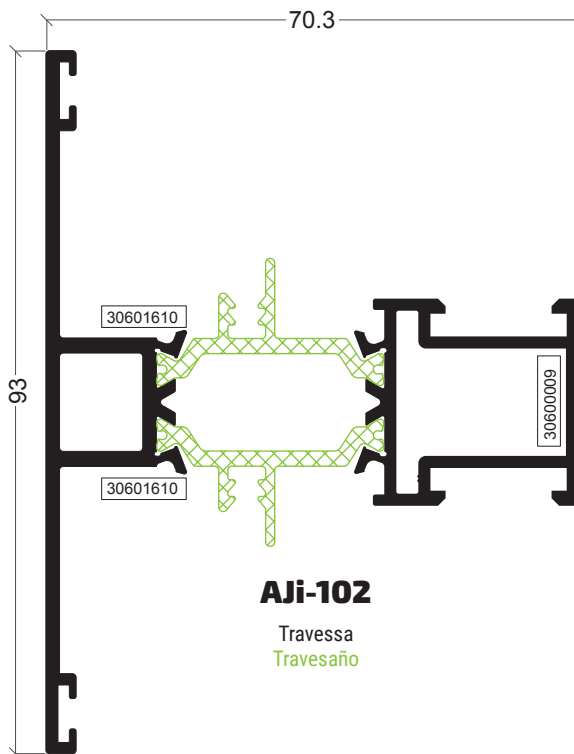
Aro fixo com remate 25 mm
Marco c/ enganche int.



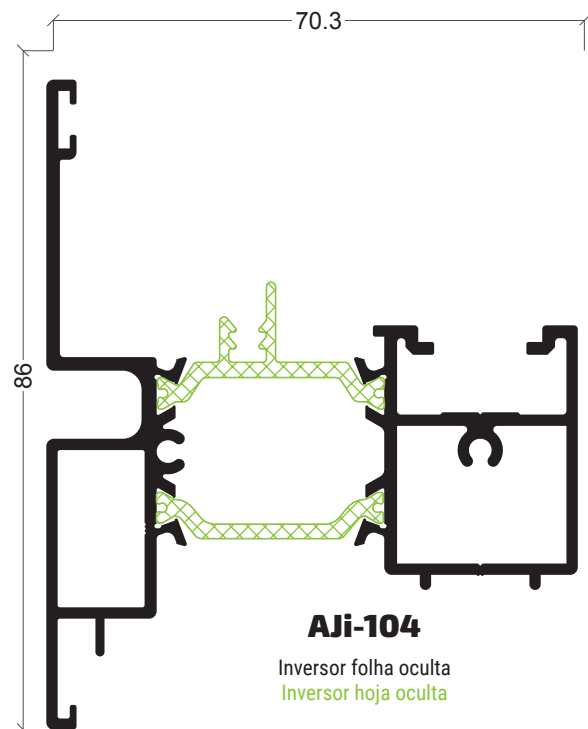
AJi-158
Aro fixo
Marco con enganche int/ext.



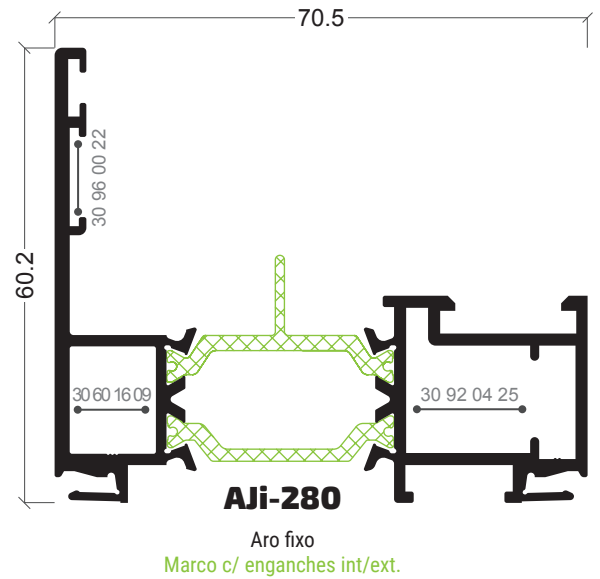
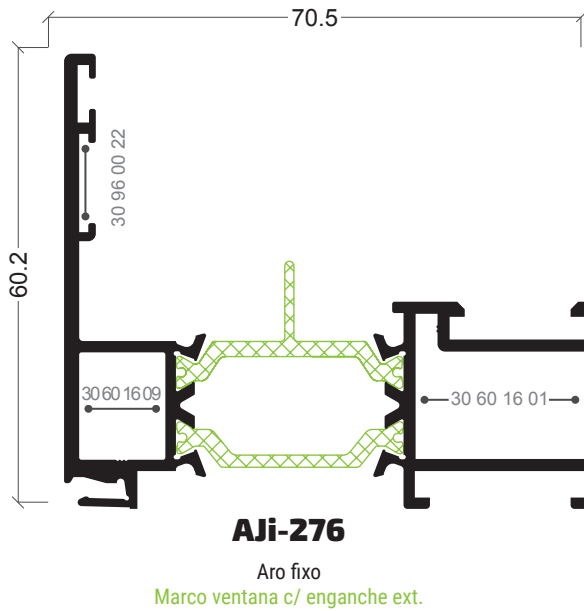
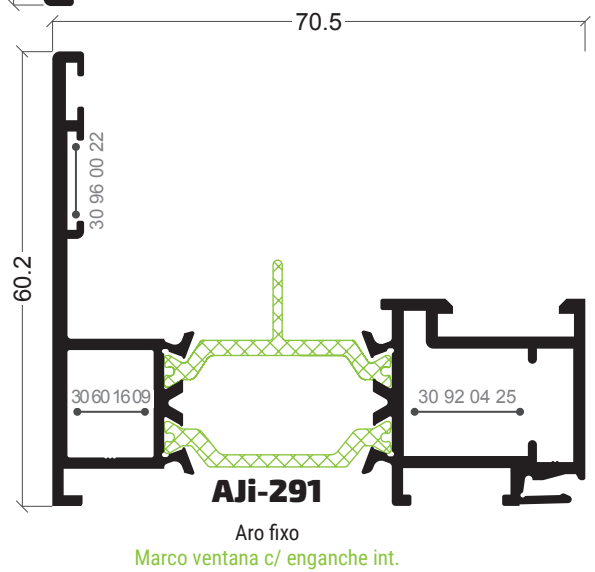
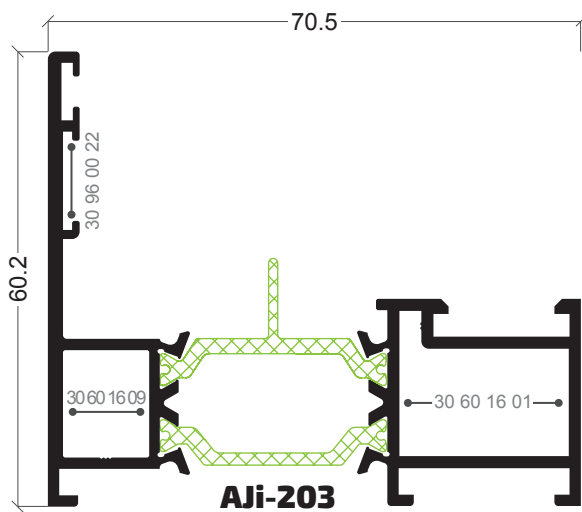
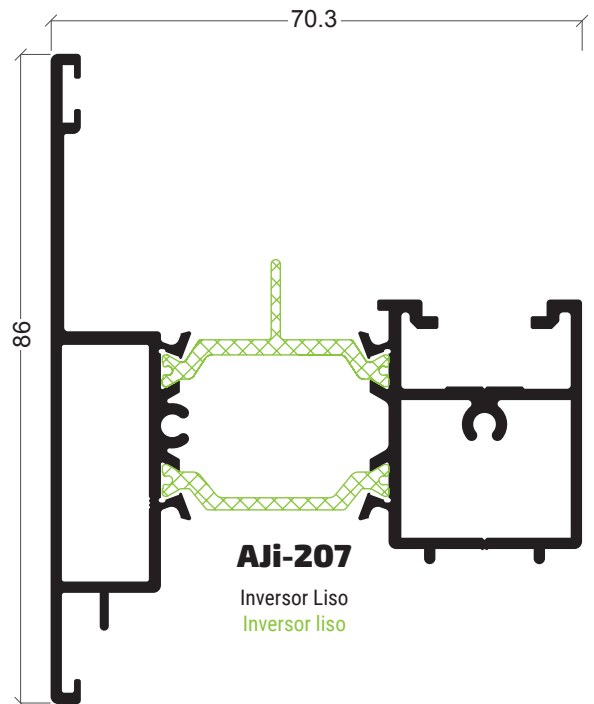
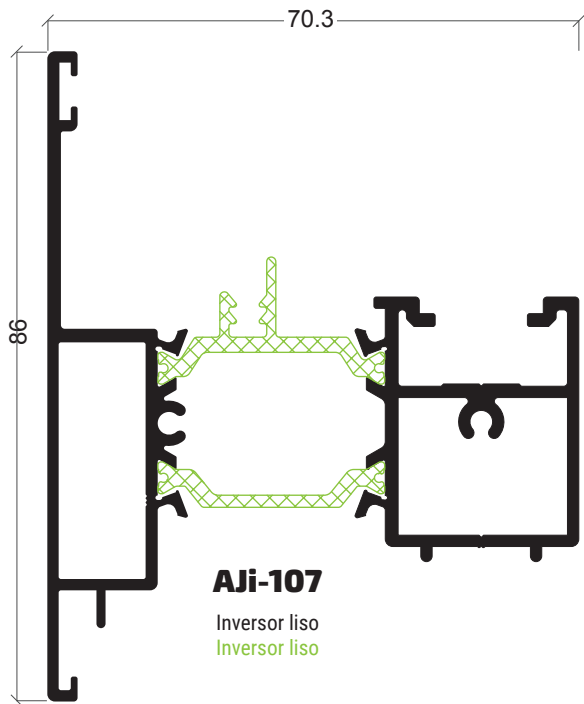
AJi-101
Travessa
Travesaño

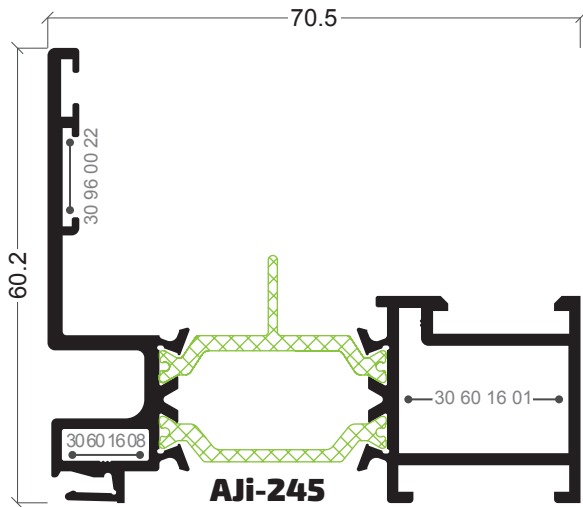


AJi-102
Travessa
Travesaño

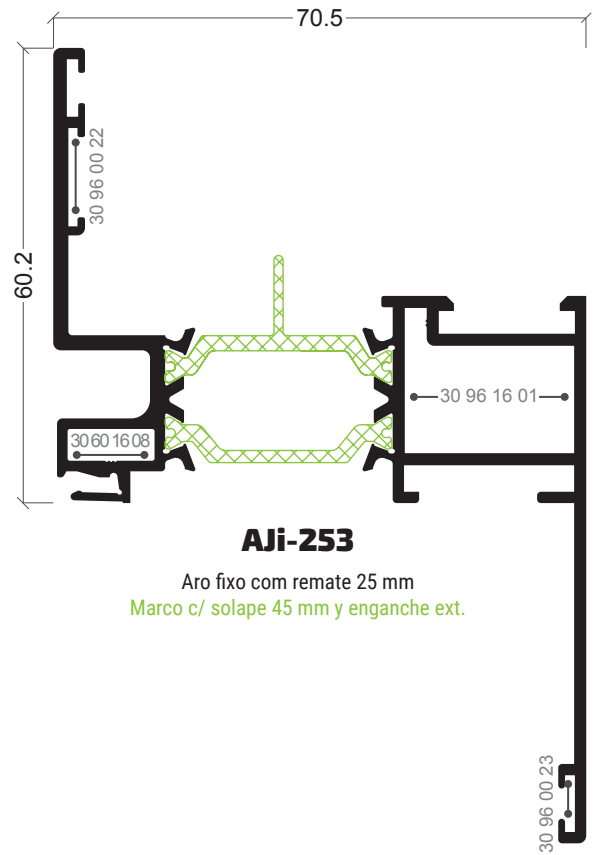


AJi-104
Inversor folha oculta
Inversor hoja oculta

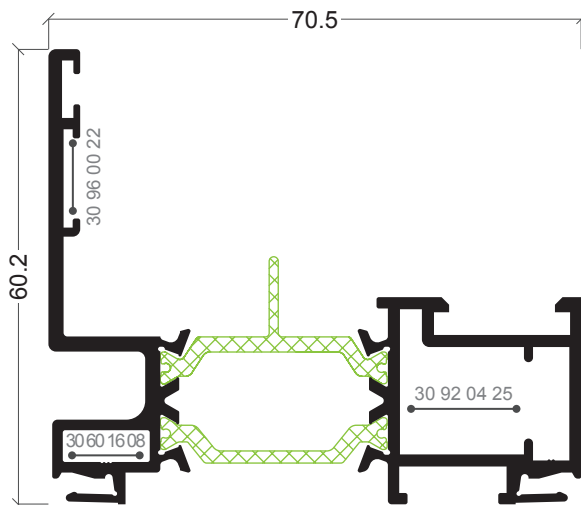




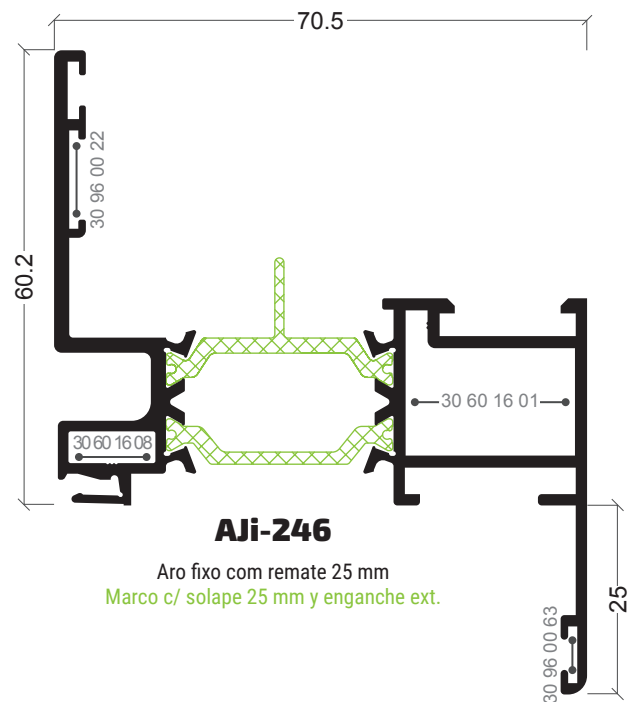
AJi-245
Aro fixo
Marco c/ enganche ext.



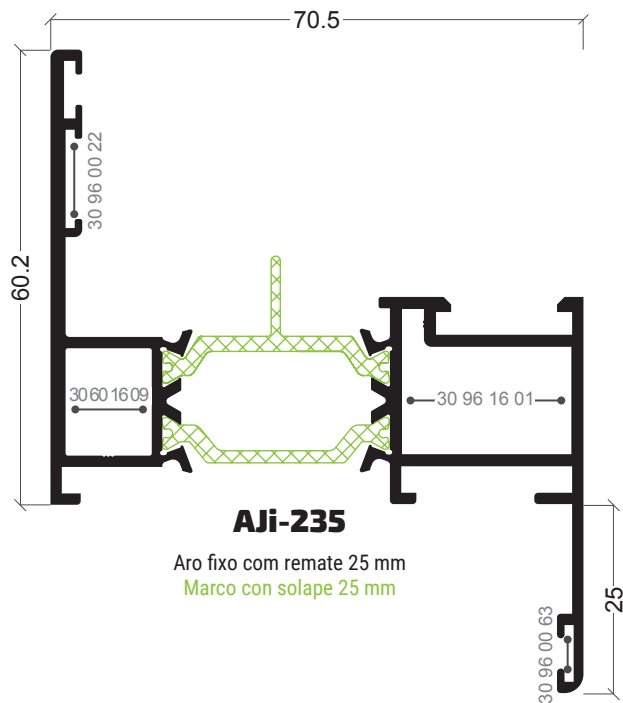
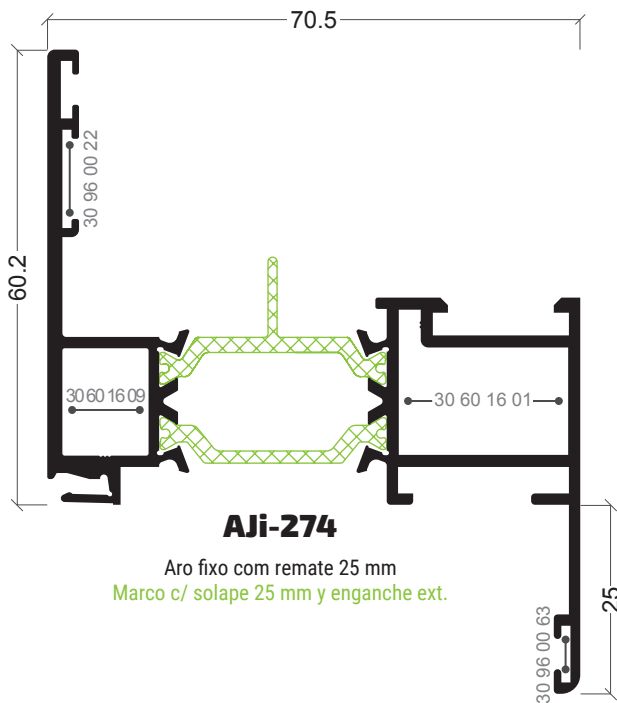
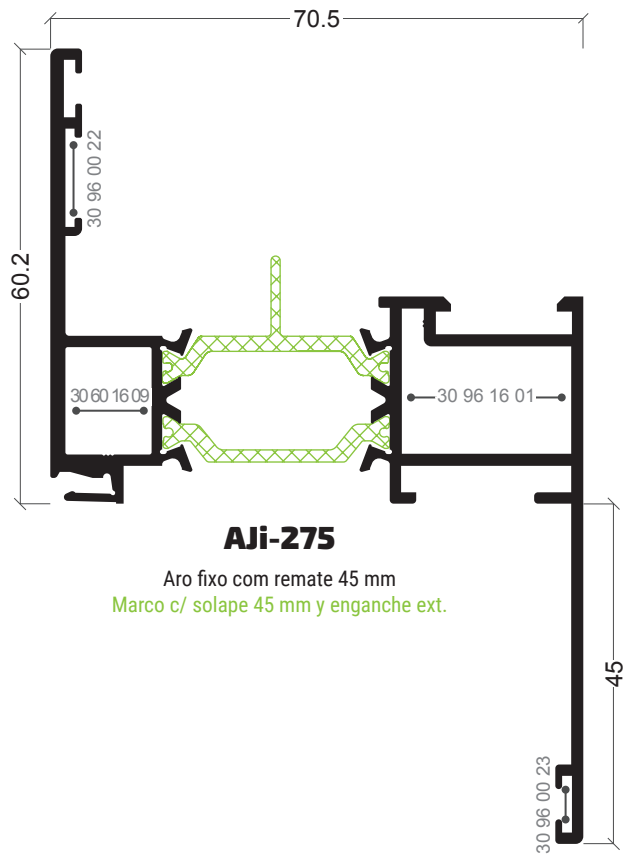
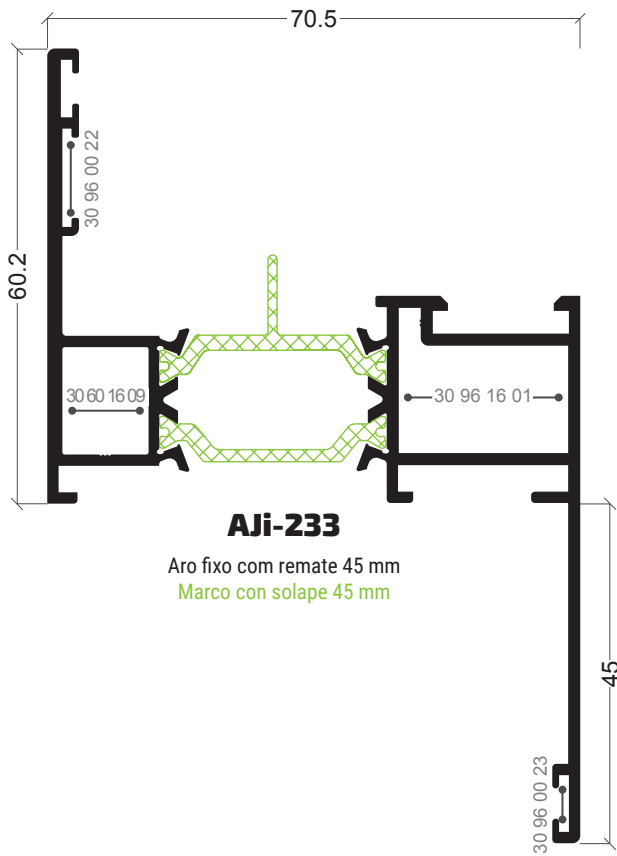
AJi-253
Aro fixo com remate 25 mm
Marco c/ solape 45 mm y enganche ext.

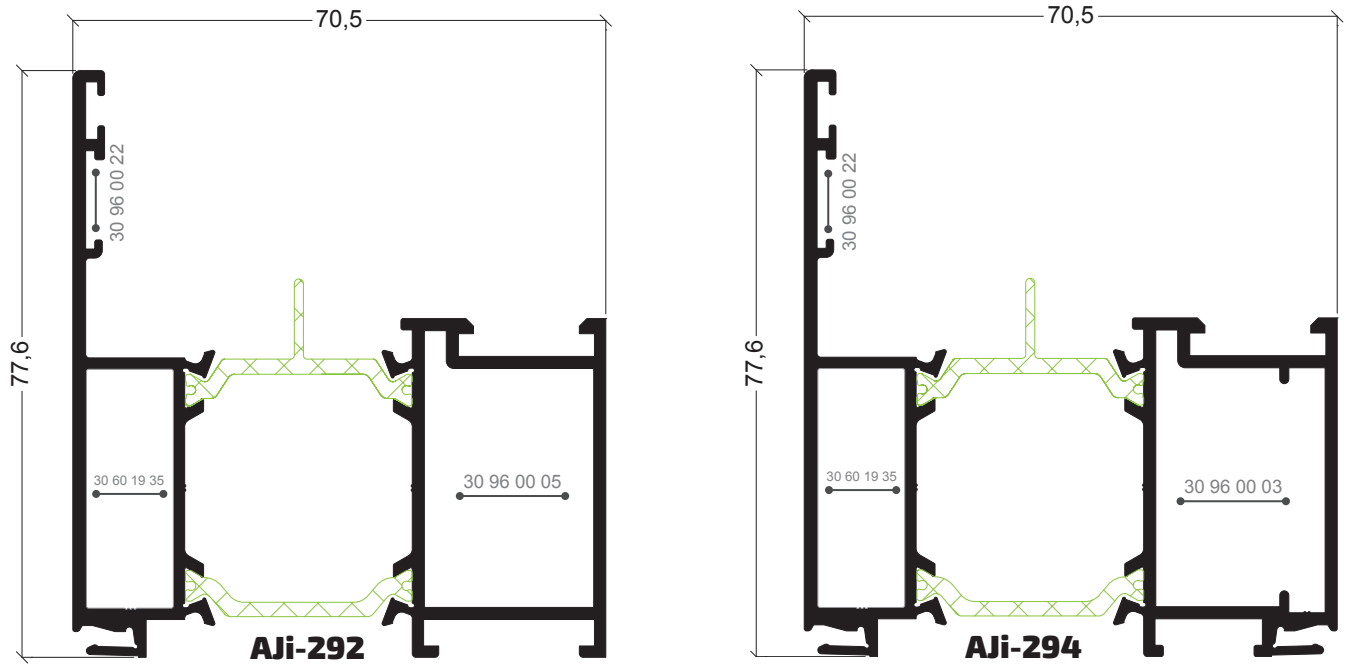


AJi-258
Aro fixo
Marco c/ enganches int/ext.



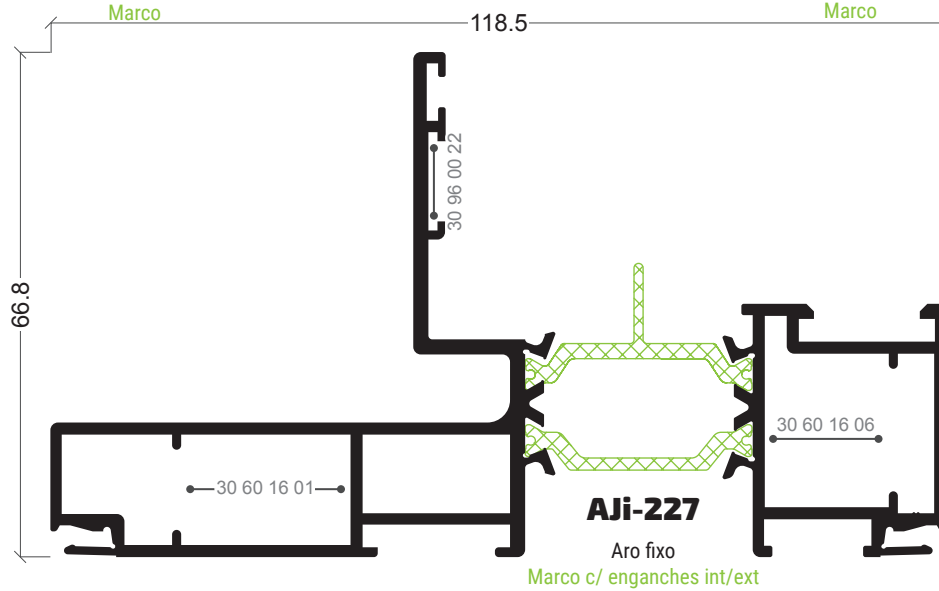
AJi-246
Aro fixo com remate 25 mm
Marco c/ solape 25 mm y enganche ext.



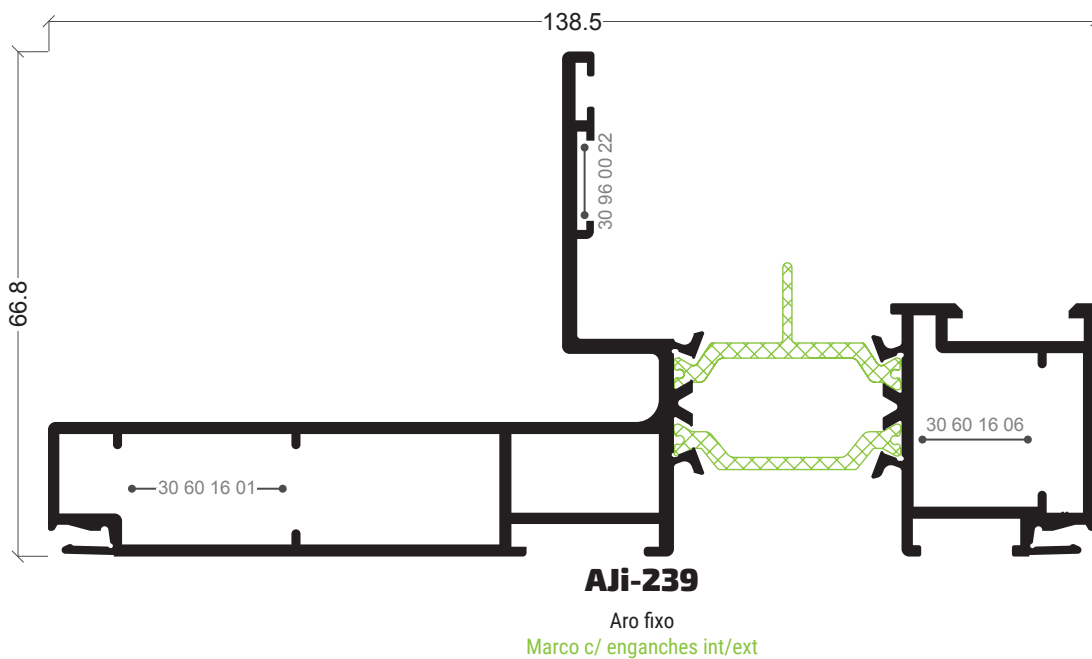


Aro fijo
Marco

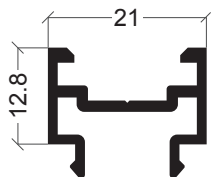
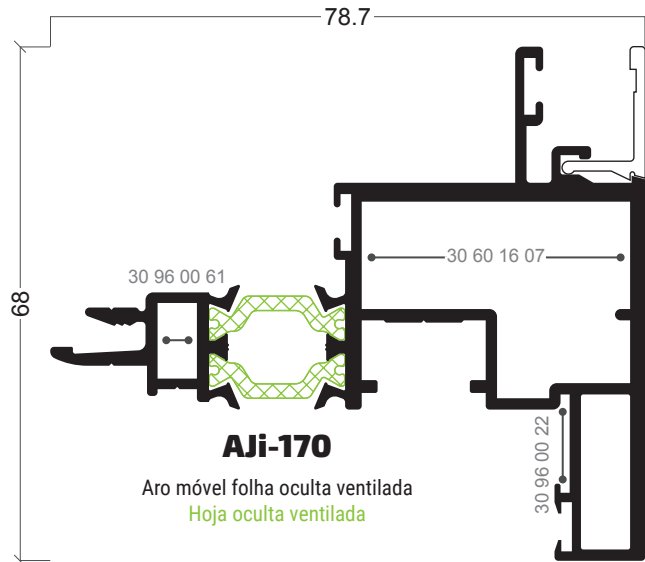
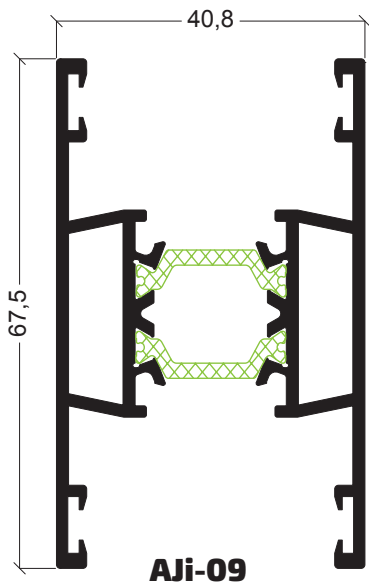
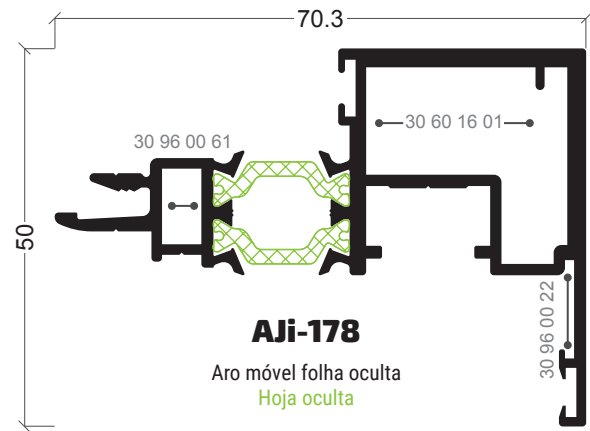
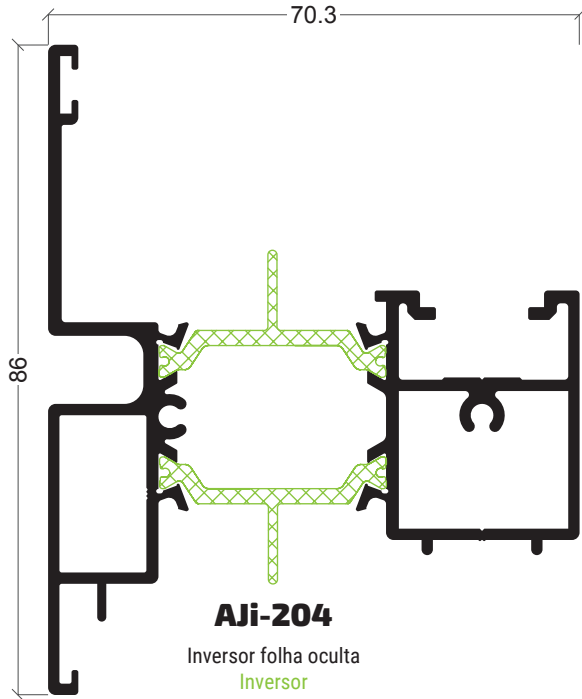
Aro fijo
Marco



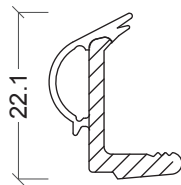
Aro fijo
Marco c/ enganches int/ext



Aro fijo
Marco c/ enganches int/ext



Suplemento bite
Suplemento junquillo



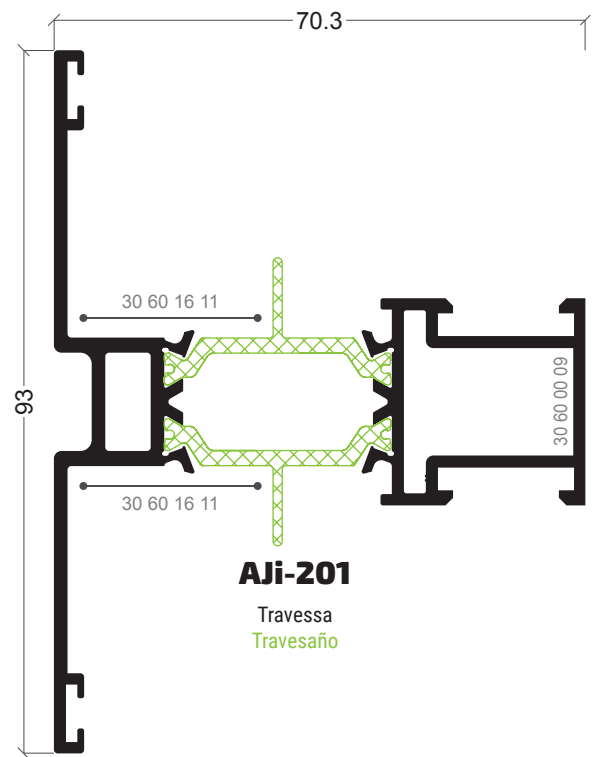
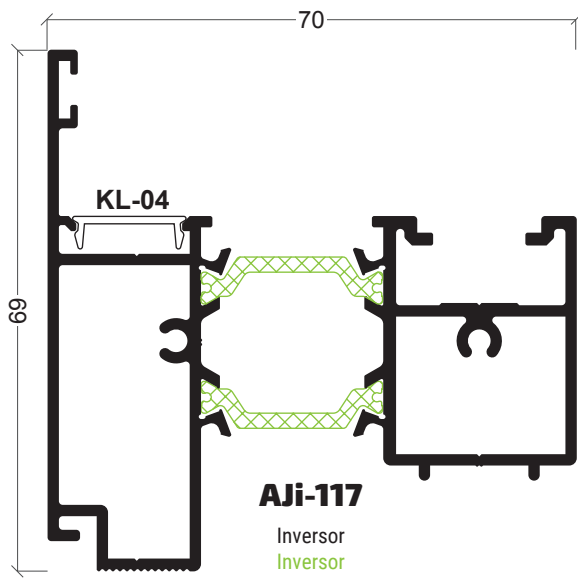
Bite exterior em polímero
Junquillo exterior en polímero



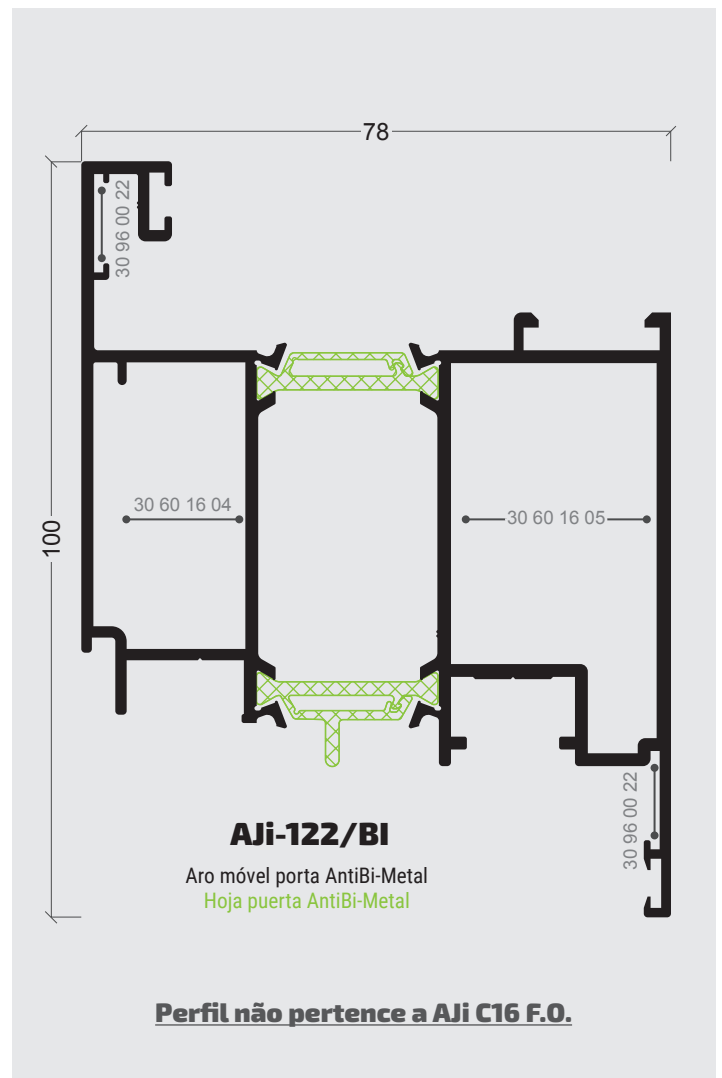
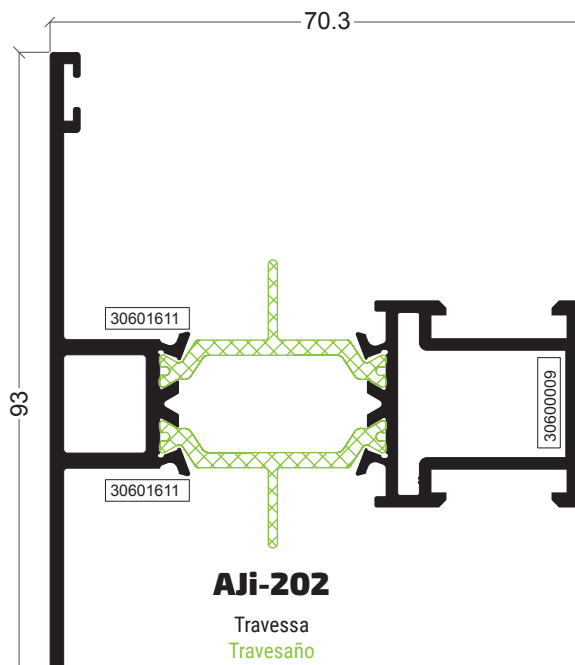
Bite interior em alumínio para AJi-170
Junquillo interior en alumínio AJi-170

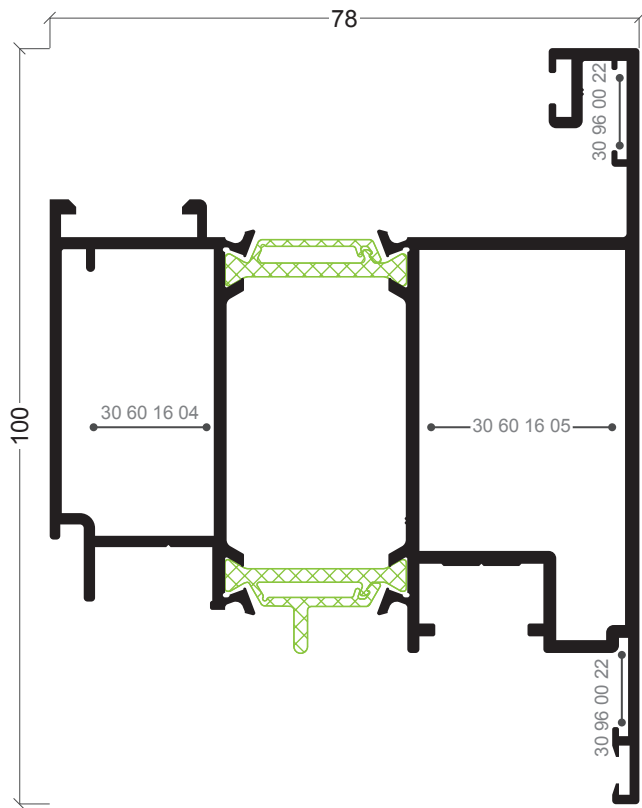


Bite exterior em alumínio
Junquillo exterior en alumínio



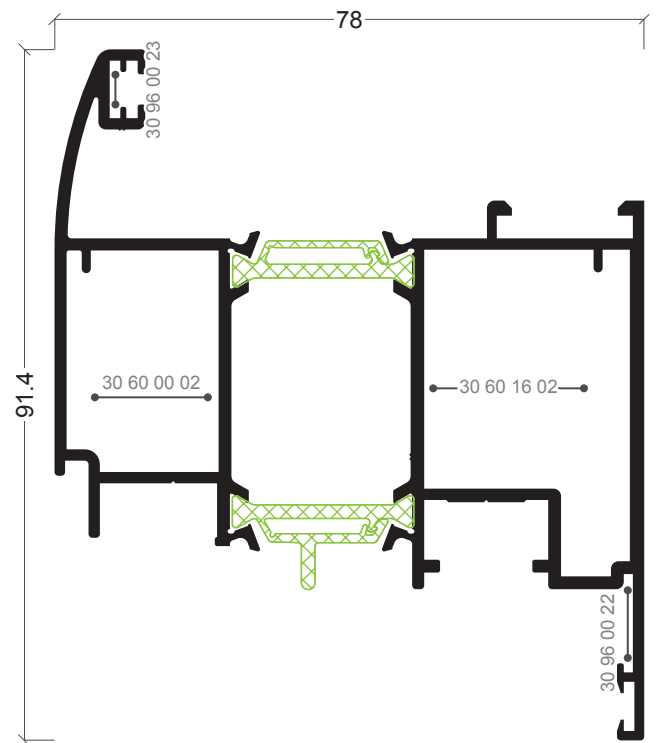
160





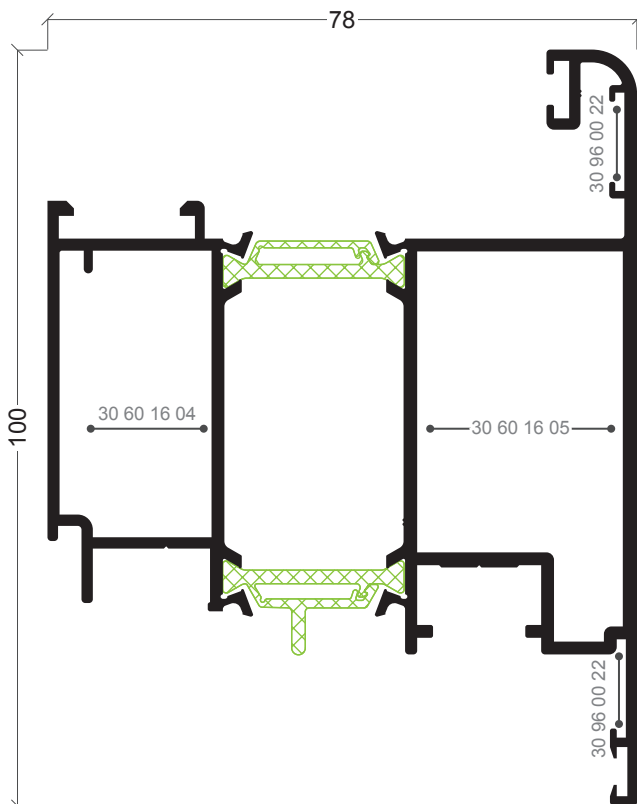
AJi-172/BI

Aro móvel porta AntiBi-Metal
Hoja puerta AntiBi-Metal



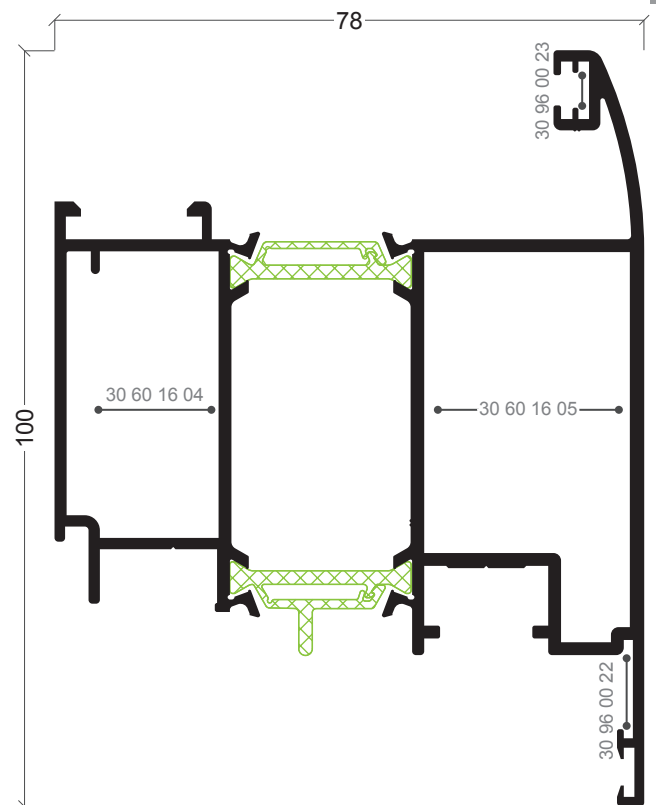
AJi-184/BI

Aro móvel sacada AntiBi-Metal
Hoja balconera AntiBi-Metal



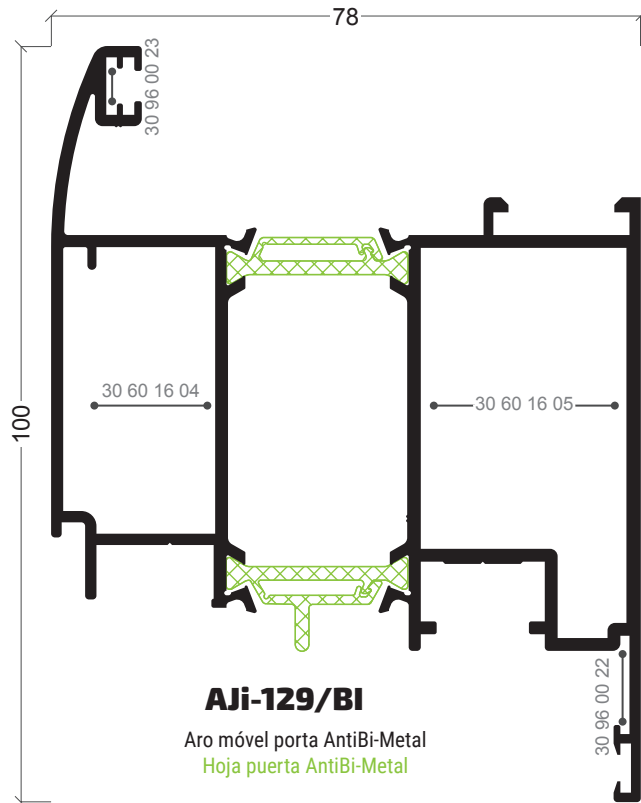
AJi-190/BI

Aro móvel porta AntiBi-Metal
Hoja puerta AntiBi-Metal



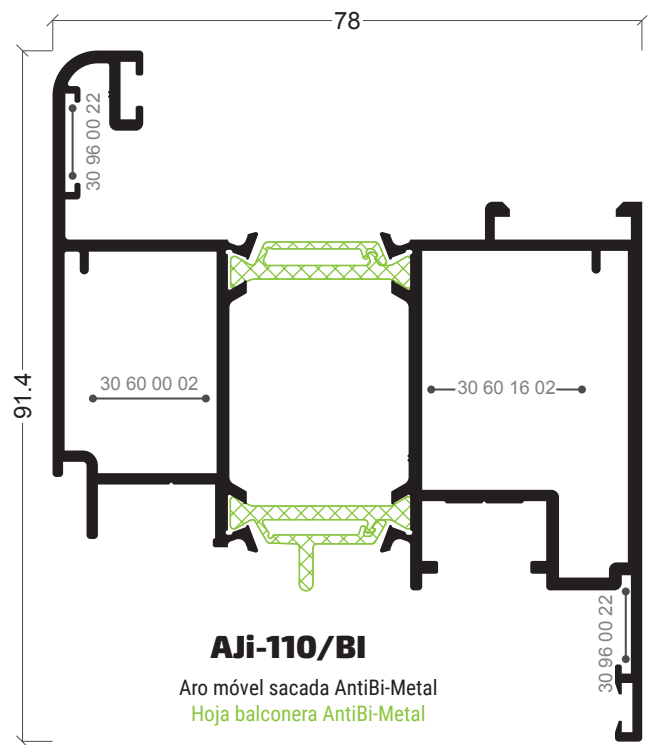
AJi-185/BI

Aro móvel porta AntiBi-Metal
Hoja puerta AntiBi-Metal



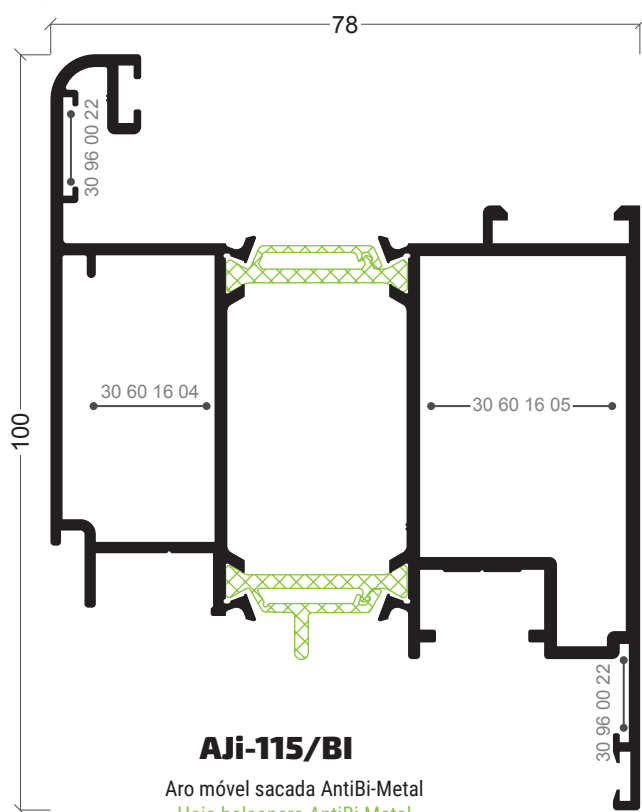
AJi-129/BI

Aro móvel porta AntiBi-Metal
Hoja puerta AntiBi-Metal



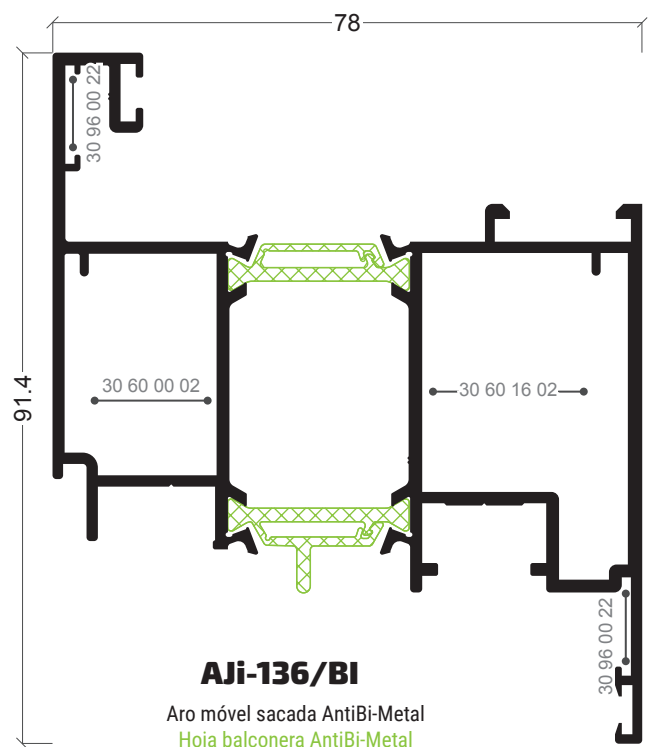
AJi-110/BI

Aro móvel sacada AntiBi-Metal
Hoja balconera AntiBi-Metal



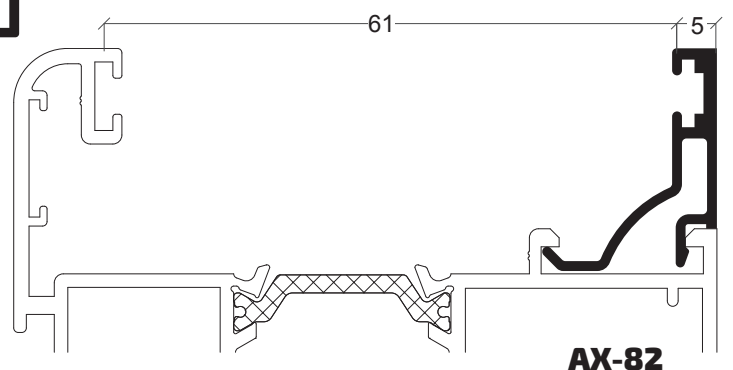
AJi-115/BI

Aro móvel sacada AntiBi-Metal
Hoja balconera AntiBi-Metal

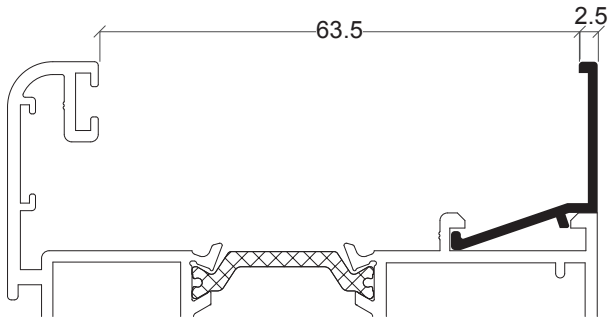


AJi-136/BI

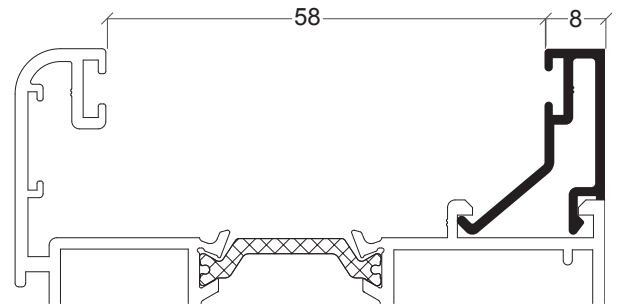
Aro móvel sacada AntiBi-Metal
Hoja balconera AntiBi-Metal



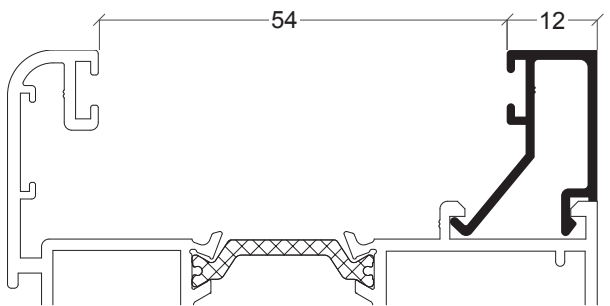
AX-82



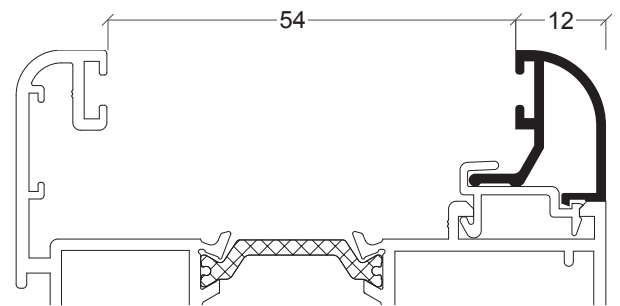
AX-69



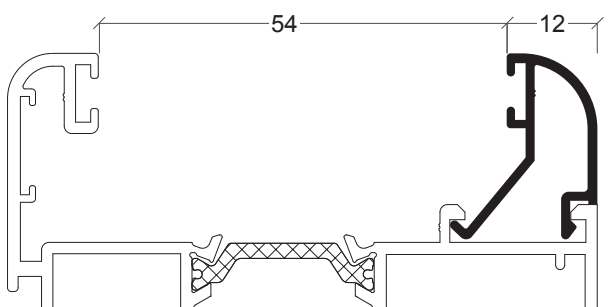
AX-74



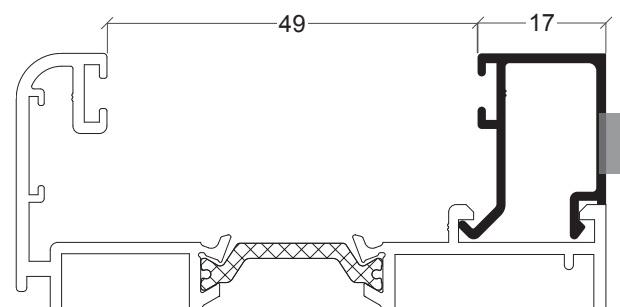
AX-36



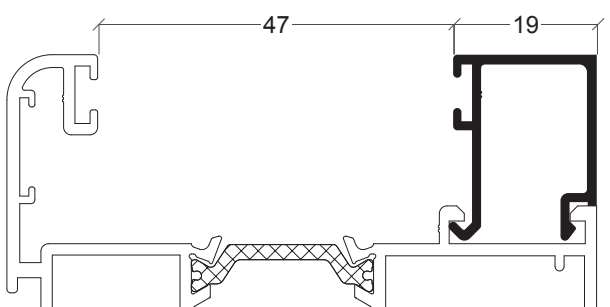
AX-37



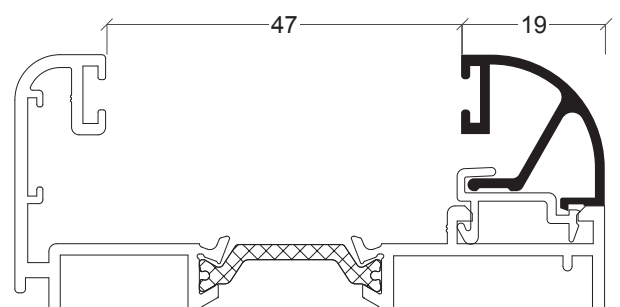
AZ-08



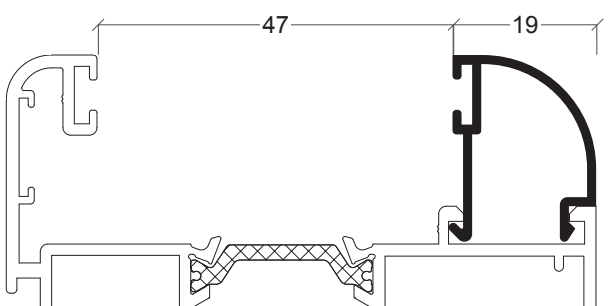
AX - 46



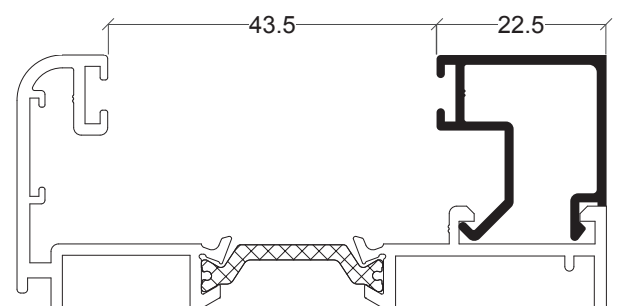
AX-35



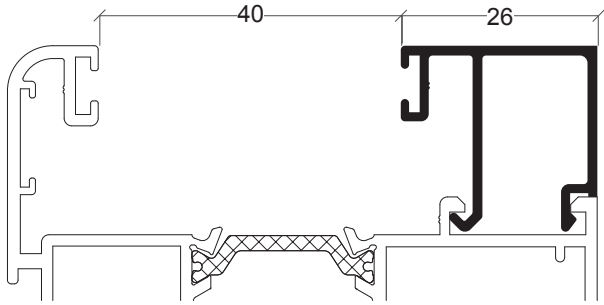
AX-30



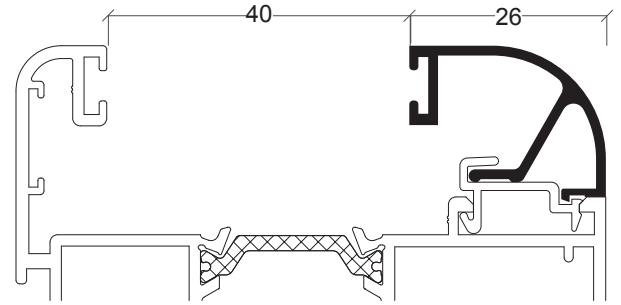
AZ-07



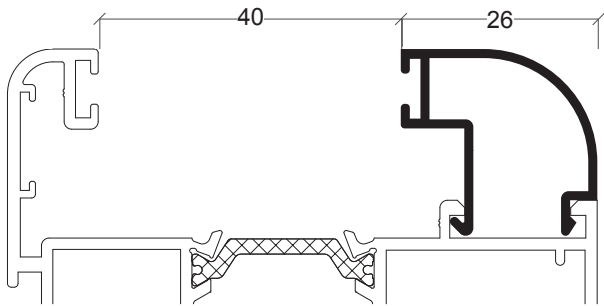
AX-78



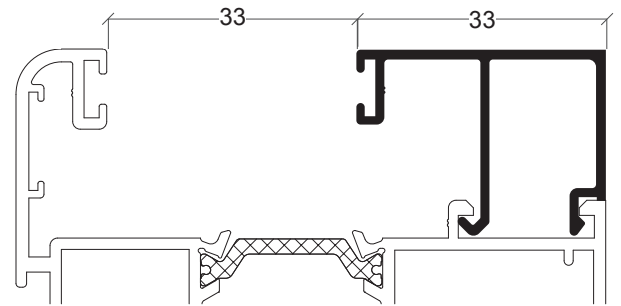
AX-31



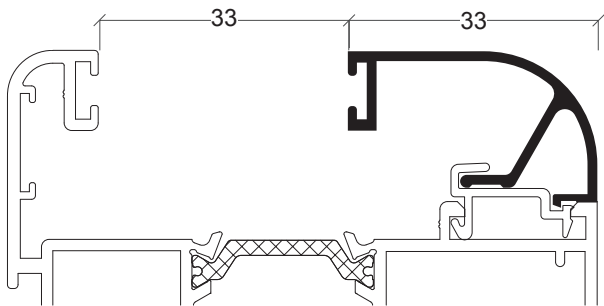
AX-29



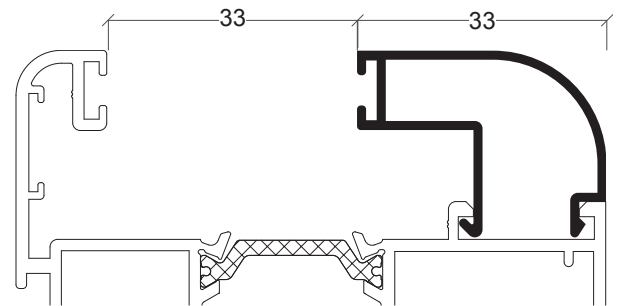
AZ-06



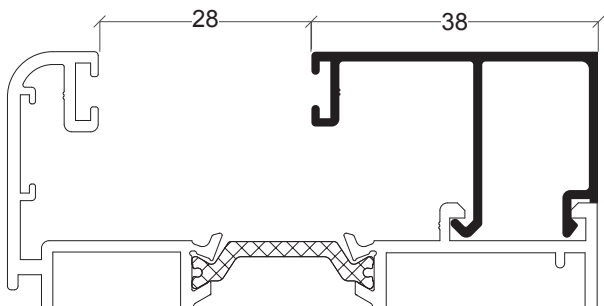
AX-34



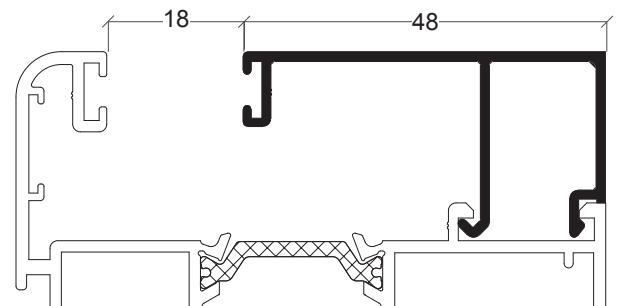
AX-39



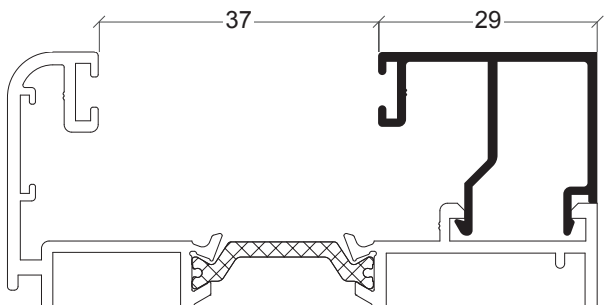
AZ-28



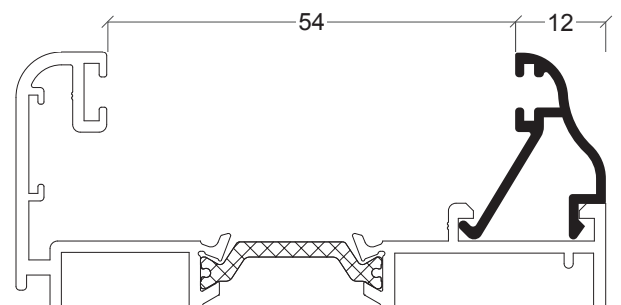
AX-32



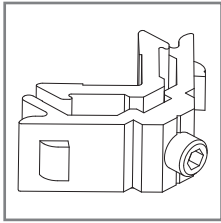
AX-80



AX-81

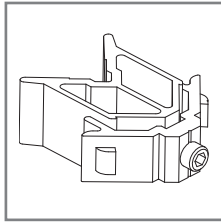


AX-73



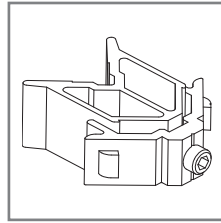
30 60 16 01

Esquadro interior janela
Escuadra interior ventana



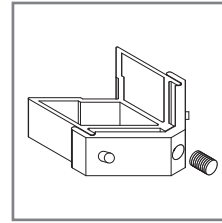
30 60 00 12

Esquadro interior porta
Escuadra interior puerta



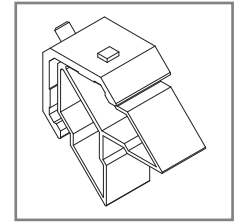
30 60 16 03

Esquadro interior aro fixo (AJi-113)
Escuadra interior marco (AJi-113)



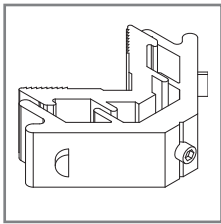
30 60 16 04

Esquadro exterior móvel porta entrada
Escuadra exterior hoja puerta entrada



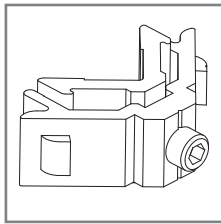
30 60 16 05

Esquadro interior móvel porta entrada
Escuadra interior hoja puerta entrada



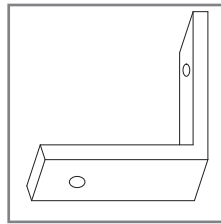
30 60 16 06

Esquadro interior fixos (AJi-127/227/139/239)
Escuadra interior fijos (AJi-127/227/139/239)



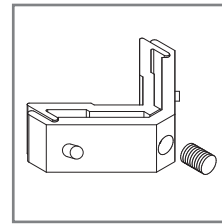
30 60 16 07

Esquadro interior janela aro móvel (AJi-170)
Escuadra interior ventana hoja (AJi-170)



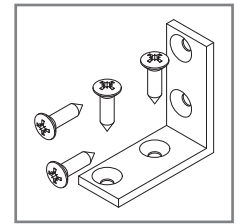
30 60 16 08

Esquadro pequeno exterior janela oculto fixo
Escuadra pequeno exterior ventana oculta fijo



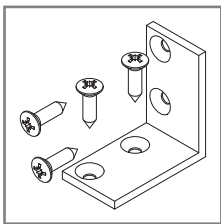
30 60 16 09

Esquadro exterior janela oculto fixo
Escuadra exterior ventana oculta fijo



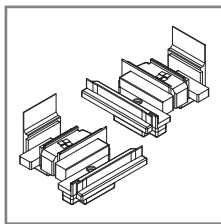
30 60 16 10

União travessa exterior (AJi-101/AJi-106)
Unión travesaño exterior (AJi-101/AJi-106)



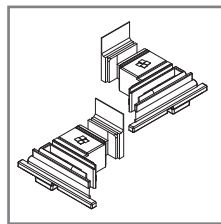
30 60 16 11

União travessa exterior (AJi-201/AJi-106)
Unión travesaño exterior (AJi-201/AJi-106)



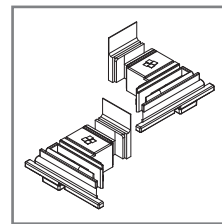
30 60 16 12

Conjunto topos inversor AJi canal 16
Conjunto topos inversor AJi canal 16



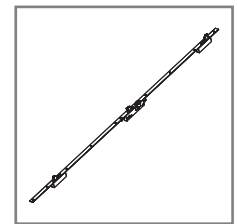
30 60 16 14

Conjunto topos inversor AJi folha oculta
Conjunto topos inversor AJi hoja oculta



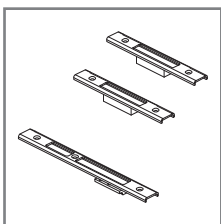
30 60 16 17

Conjunto topos inversor liso AJi F.O.
Conjunto topos inversor liso AJi H.O.



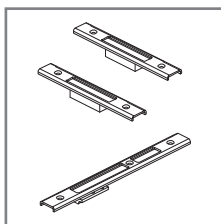
30 60 16 20

Fechadura 3 pontos (35 mm)
Cierre 3 puntos (35 mm)



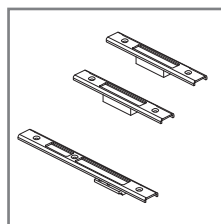
30 60 16 21

Conjunto chapa-testas direitas para aro fixo
Conjunto chapa-testas derechas para marco



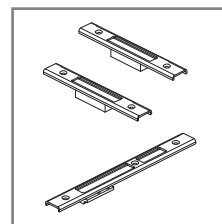
30 60 16 22

Conjunto chapa-testas esquerdas para aro fixo
Conjunto chapa-testas izquierdas para marco



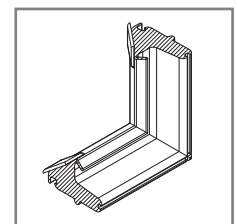
30 60 16 23

Conjunto chapa-testas direitas para inversor
Conjunto chapa-testas derechas para inversor



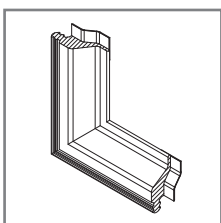
30 60 16 24

Conjunto chapa-testas esquerdas para inversor
Conjunto chapa-testas izquierdas para inversor



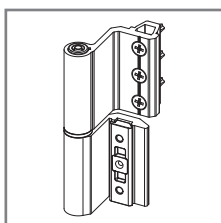
30 60 16 31

Canto vulcanizado AJi
Angulo vulcanizado AJi



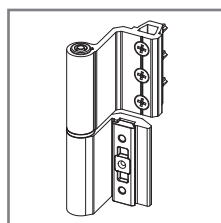
30 60 16 33

Canto vulcanizado folha oculta AJi
Canto vulcanizado hoja oculta AJi



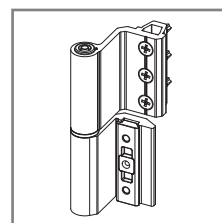
30 60 16 35

Dobradiça 2 abas com afinação branco
Bisagra 2 abas con afinación lac blanco



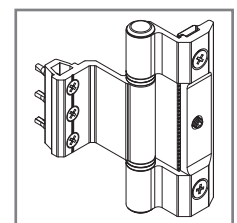
30 60 16 36

Dobradiça 2 abas com afinação lac. preto
Bisagra 2 abas con afinación lac. negro



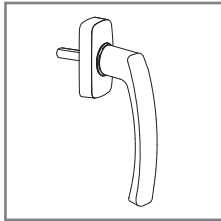
30 60 16 37

Dobradiça 2 abas com afinação
Bisagra 2 abas con afinación



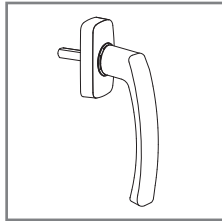
30 60 16 38/39

Dobradiça 3 nós reversível branco
Bisagra 3 nós reversible blanco



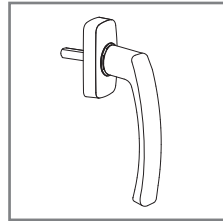
30 60 16 40/41

Puxador de alumínio branco/preto
Manilla de alumínio blanco/negro



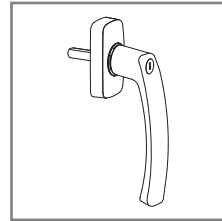
30 60 16 42/43

Puxador de alumínio 2 ac/champ ac
Manilla de alumínio 2 ac/champ ac



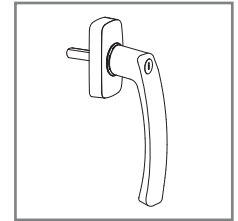
30 60 16 44

Puxador de alumínio inox ac
Manilla de alumínio inox ac



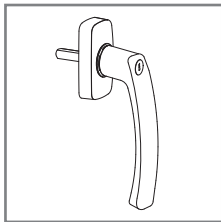
30 60 16 45/46

Puxador de alumínio com chave branco/preto
Manilla con llave de alumínio blanco/negro



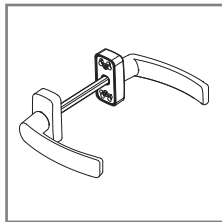
30 60 16 47/48

Puxador de alumínio com chave 2 ac/champ ac
Manilla con llave de alumínio 2 ac/champ ac



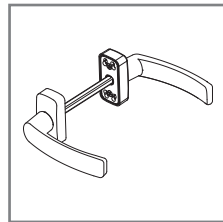
30 60 16 49

Puxador de alumínio com chave inox ac
Manilla con llave de alumínio inox ac



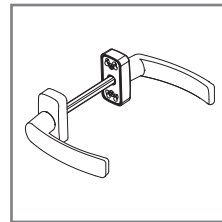
30 60 16 50/51

Puxador duplo e alumínio branco/preto
Manilla doble de alumínio blanco/negro



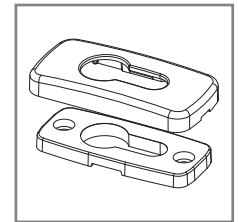
30 60 16 52/53

Puxador duplo de alumínio 2 ac/champ ac
Manilla doble de alumínio 2 ac/champ ac



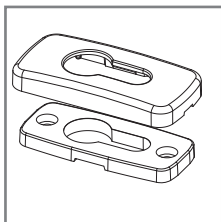
30 60 16 54

Puxador duplo de alumínio inox ac
Manilla doble de alumínio inox ac



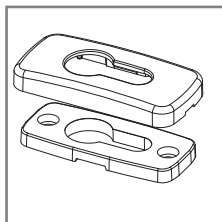
30 60 16 55/56

Escudo de alumínio branco/preto
Escudo de alumínio blanco/negro



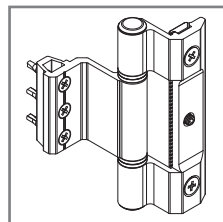
30 60 16 57/58

Escudo de alumínio 2 ac/champ ac
Escudo de alumínio 2 ac/champ ac



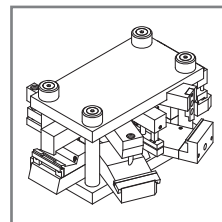
30 60 16 59

Escudo de alumínio inox ac
Escudo de alumínio inox ac



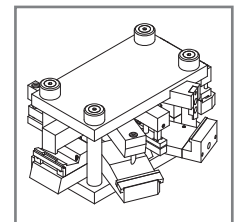
31 70 16 39

Dobradiça 3 nós reversível
Bisagra 3 nós reversible



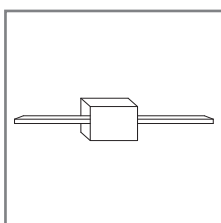
33 98 16 99

Cunho AJi
Troquel AJi

























33 98 20 99

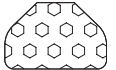

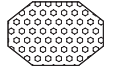



Cunho AJi folha oculta
Troquel AJi Hoja oculta



33 98 30 10

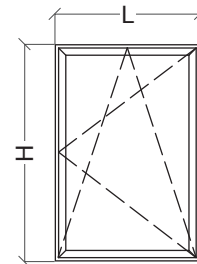
Conjunto de corte ferragem
Conjunto de corte herraje

REFERÊNCIA • REFERENCIA	DESENHO • DISEÑO	DESCRIÇÃO • DESCRIPCIÓN
30 00 95 15		Junta de estanquidade AZ-79 • Junta de estanquidad AZ-79
30 60 00 14		Perfil pelúcia metálico 18 mm preto • Perfil burlete metálico 18 mm negro
30 60 00 17		Junta exterior vidro plana 2 mm preto • Junta exterior vidrio plana 2 mm negro
30 60 00 18		Junta isolante • Junta aislante
30 60 16 30		Junta Central AJi Canal 16 mm • Junta Central AJi Canal 16 mm
30 60 16 32		Junta Central AJi Folha Oculta Canal 16 mm • Junta Central AJi Folha Oculta Canal 16 mm
30 60 00 21		Junta acústica • Junta acústica
30 92 04 70		Espuma isolante • Espuma aislante
30 93 00 60		Junta exterior vidro (4 mm) preto • Junta exterior vidrio (4 mm) negro
30 93 00 61		Junta de estanquidade exterior (2 mm) preto • Junta de estanquidad exterior (2 mm) negro
30 93 00 62		Junta exterior plana para vidro (4 mm) preto • Junta exterior plana para vidrio (4 mm) negro
30 93 00 65		Junta interior para vidro (5 mm) preto • Junta interior para vidrio (5 mm) negro
30 93 00 66		Junta interior para vidro (4 mm) preto • Junta interior para vidrio (4 mm) negro
30 93 00 67		Junta interior para vidro (2 mm) preto • Junta interior para vidrio (2 mm) negro
30 93 00 68		Junta interior para vidro (6/7 mm) preto • Junta interior para vidrio (6/7 mm) negro
30 93 00 69		Junta interior para vidro (8/9 mm) preto • Junta interior para vidrio (8/9 mm) negro
30 93 00 75		Junta exterior F.O. AJi/API preto • Junta exterior F.O. AJi/API negro
30 93 00 82		Junta estanquidade inferior AZ-79 • Junta estanquidad inferior AZ-79
30 93 01 20		Junta interior • Junta interior
30 94 01 46		Junta para AZ-22 • Junta para AZ-22
30 95 00 10		Pelúcia 7x9 mm • Burlete 7x9 mm
30 96 00 09		Junta tapa-canal marco • Junta tapa-canal marco

REFERÊNCIA • REFERENCIA	DESENHO • DISEÑO	DESCRIÇÃO • DESCRIPCIÓN
30 99 00 01		AJi-170; AJi-178
30 99 00 09		AJi-115/Bi; AJi-122/Bi; AJi-129/Bi; AJi-172/Bi; AJi-184/Bi; AJi-185/Bi; AJi-190/B
30 99 00 18		AJi-105; AJi-117; AJi-161; AJi-183
30 99 00 19		AJi-110; AJi-136; AJi-184
30 99 00 20		AJi-115; AJi-122; AJi-129; AJi-172; AJi-185; AJi-190
30 99 00 21		AJi-101; AJi-103; AJi-104; AJi-127; AJi-133; AJi-135; AJi-139; AJi-145; AJi-146; AJi-153; AJi-158; AJi-174; AJi-175; AJi-176; AJi-180; AJi-191; AJi-201; AJi-203; AJi-204; AJi-227; AJi-233; AJi-235; AJi-239; AJi-245; AJi-246; AJi-253; AJi-258; AJi-274; AJi-275; AJi-276; AJi-280; AJi-291.

Janela 1 folha oscilo-batente • Ventana 1 hoja oscilobatiente
PERFIS • PERFIS

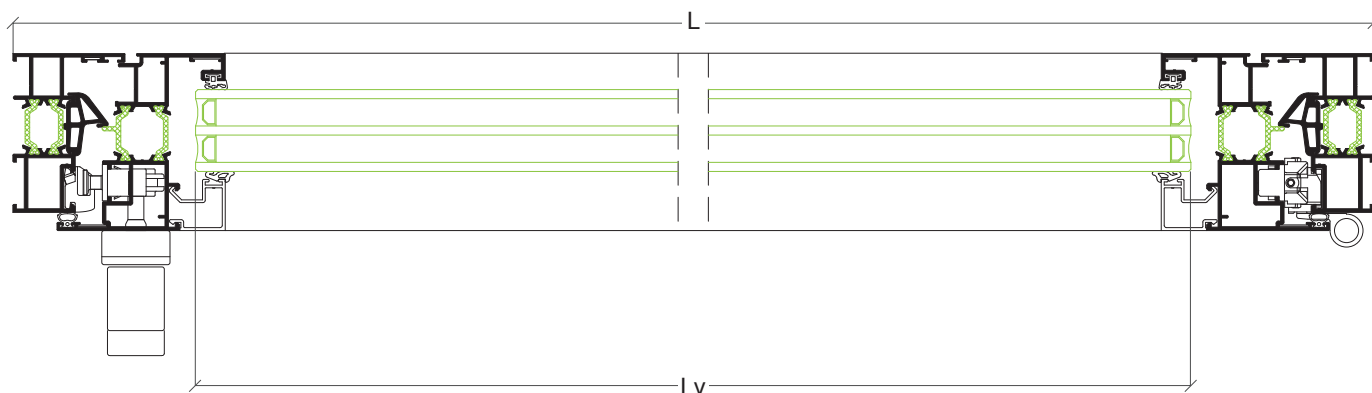
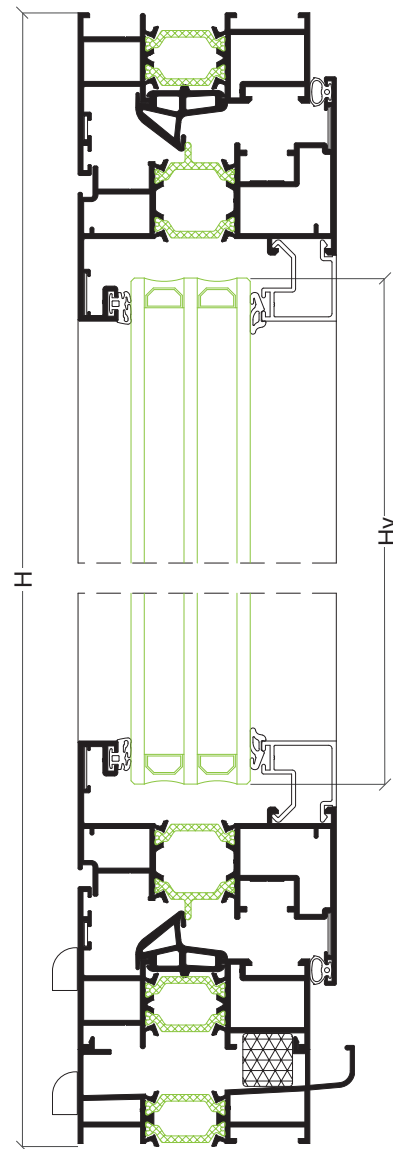
DESENHO • DISEÑO	REF.	DESCRIÇÃO • DESCRIPCIÓN	CORTE • CORTE	QUANTIDADE CANTIDAD	MEDIDAS • MEDIDA
	AJi-03	Aro fixo Marco		2	L
				2	H-28.5 mm
	AJi-161	Aro móvel Hoja		2	L-39 mm
				2	H-67.5 mm
	-	Bite Junquillo		2	L-147 mm
				2	H-215.5 mm
	AJi-34	Soleira Condensación		1	L

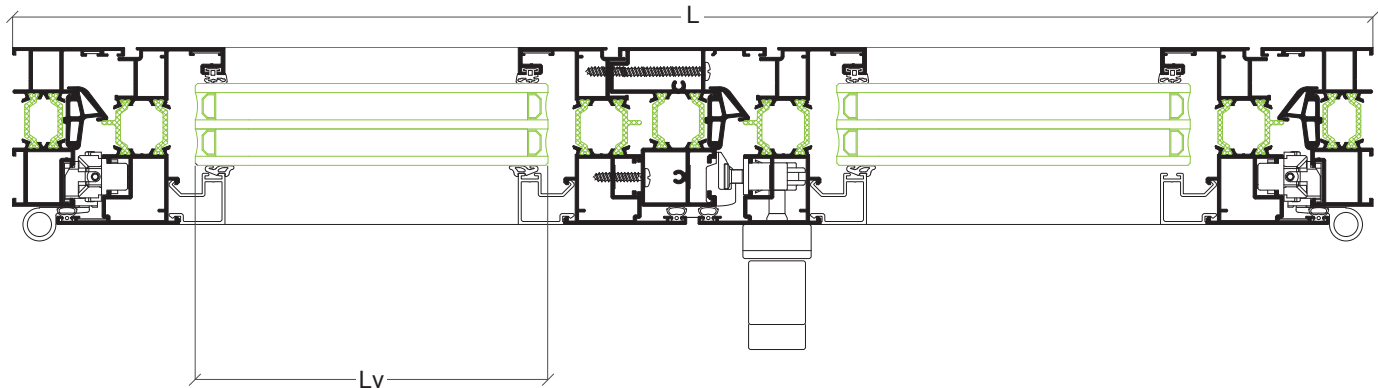
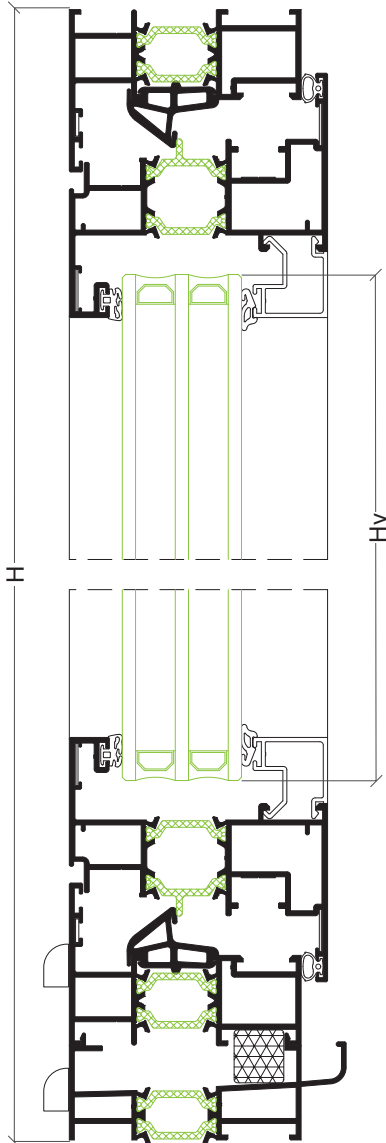
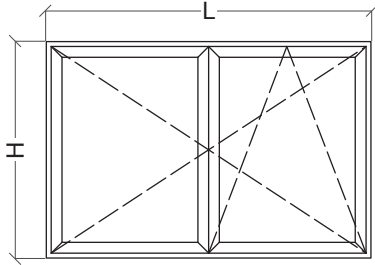

ACESSÓRIOS E JUNTAS • ACCESORIOS Y JUNTAS

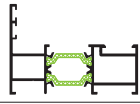


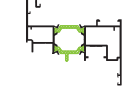









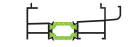

REF.	DESCRIÇÃO • DESCRIPTION	QUANTIDADE • CANTIDAD	
		ABRIR ABISAGRADA	OSCILO-BATENTE OSCILOBATIENTE
30 60 16 01	Esquadro interior móvel • Escuadra interior hoja	4	
30 60 00 01	Esquadro exterior • Escuadra exterior	8	
30 96 00 23	Esquadro alinhamento fixo • Escuadra alineamiento fijo	4	
30 96 00 22	Esquadro alinhamento móvel • Escuadra alineamiento hoja	8	
30 96 10 01	Calço para vidro • Calzo para vidrio	4	6
-	Puxador • Manilla	1	
-	Ferragem canal 16 • Herraje canal 16	1	
30 92 01 02	Goteira com válvula preto • Vierteaguas con agujero negro	4 ou mais • 4 ó más	
30 96 00 12	Jogo topos condensação • Juego topos condensación	1	
30 92 04 70	Espuma isolante • Espuma aislante	L	
30 93 01 20	Junta interior • Junta interior	2L+2H	
30 60 16 30	Junta central • Junta central	2L+2H	
30 60 16 31	Canto vulcanizado • Angulo vulcanizado	4	
-	Junta para vidro (exterior) • Junta para vidrio (exterior)	2L+2H	
-	Junta para vidro (interior) • Junta para vidrio (interior)	2L+2H	
30 96 00 04	Esquadro interior fixo • Escuadra interior fijo	4	

VIDRO • VIDRIO

Hv = H-189 mm	Lv = L-161 mm
---------------	---------------



Janela 2 folhas oscilo-batente • Ventana 2 hojas oscilobatiente

PERFIS • PERFIS

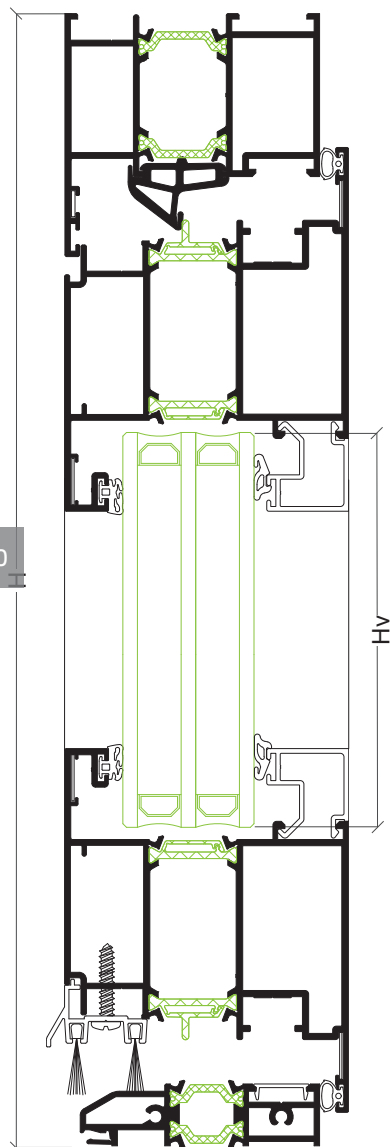
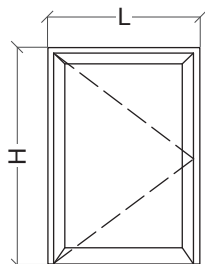
DESENHO • DESEÑO	REF.	DESCRIÇÃO • DESCRIPCIÓN	CORTE • CORTE	QUANTIDADE CANTIDAD	MEDIDAS • MEDIDA
	AJi-03	Aro fixo Marco		2	L
				2	H-28.5 mm
	AJi-161	Aro móvel Hoja		4	L/2-22 mm
				4	H-67.5 mm
	-	Bite Junquillo		4	L/2-130 mm
				4	H-215.5 mm
	AJi-117	Inversor Inversor		1	H-143.5 mm
	KL-04	Perfil tampa Perfil de tapa		1	H-143.5 mm
	AJi-34	Soleira Condensación		1	L

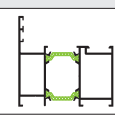


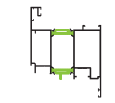

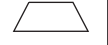



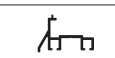

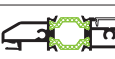



ACESSÓRIOS E JUNTAS • ACCESORIOS Y JUNTAS

REF.	DESCRIÇÃO • DESCRIPTION	QUANTIDADE • CANTIDAD	
		ABRIR ABISAGRADA	OSCILO-BATENTE OSCILOBATIENTE
30 60 16 01	Esquadro interior móvel • Escuadra interior hoja	8	
30 60 00 01	Esquadro exterior • Escuadra exterior	12	
30 96 00 23	Esquadro alinhamento fixo • Escuadra alineamiento fijo	4	
30 96 00 22	Esquadro alinhamento móvel • Escuadra alineamiento hoja	16	
30 96 10 01	Calço para vidro • Calzo para vidrio	8	10
-	Puxador • Manilla		1
-	Ferragem canal 16 • Herraje canal 16		1
30 92 01 02	Goteira com válvula preto • Vierendeaguas con agujero negro	4 ou mais • 4 ó más	
30 60 16 12	Jogo topos inversor • Jogo topes inversor	1	
30 96 00 12	Jogo topos condensação • Juego topes condensación	1	
30 92 04 70	Espuma isolante • Espuma aislante		L
30 93 01 20	Junta interior • Junta interior	2L+4H	
30 60 16 30	Junta central • Junta central	2L+3H	
30 60 16 31	Canto vulcanizado • Angulo vulcanizado	4	
-	Junta para vidro (exterior) • Junta para vidrio (exterior)	2L+4H	
-	Junta para vidro (interior) • Junta para vidrio (interior)	2L+4H	
30 96 00 04	Esquadro interior fixo • Escuadra interior fijo	4	

VIDRO • VIDRIO

Hv = H-189 mm	Lv = L/2-144 mm
---------------	-----------------

Porta 1 folha • Puerta 1 hoja

PERFIS • PERFIS

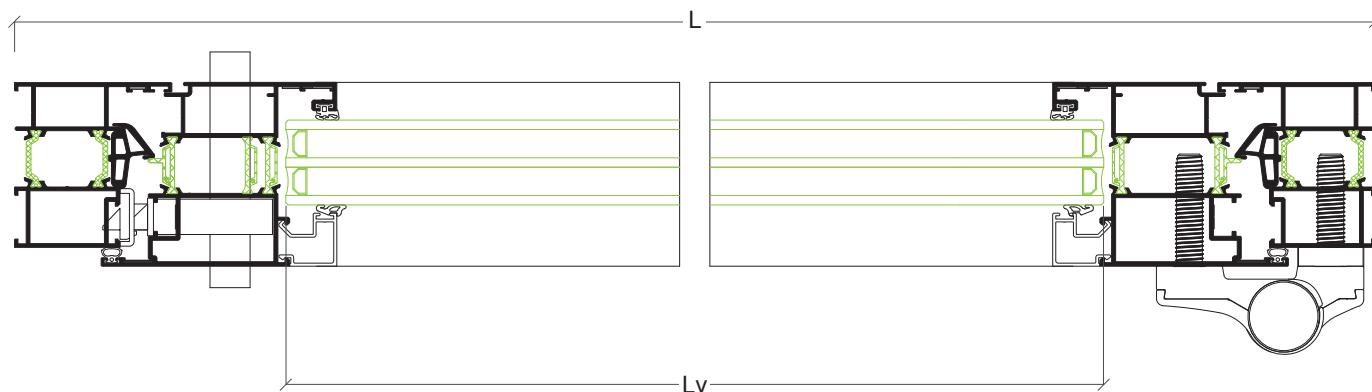
DESENHO • DESEÑO	REF.	DESCRIÇÃO • DESCRIPCIÓN	CORTE • CORTE	QUANTIDADE CANTIDAD	MEDIDAS • MEDIDA
	AJi-08	Aro fixo Marco		1	L
				2	H
	AJi-122/ BI	Aro móvel Hoja		2	L-73.5 mm
				2	H-46 mm
	-	Bite Junquillo		2	L-233.5 mm
				2	H-246 mm
	AJi-62	Pingadeira Alargadera inferior puerta		1	L-143 mm
	AJi-63	Soleira Solape inferior puerta		1	L-80.5 mm
	KL-04	Perfil tampa Perfil tapa		1	L-90 mm

ACESSÓRIOS E JUNTAS • ACCESORIOS Y JUNTAS





















REF.	DESCRIÇÃO • DESCRIPTION	QUANTIDADE CANTIDAD
30 96 00 05	Esquadro interior fixo • Escuadra interior fijo	2
30 60 00 02	Esquadro exterior • Escuadra exterior	2
30 60 16 04	Esquadro exterior móvel • Escuadra exterior hoja	4
30 60 16 05	Esquadro interior móvel • Escuadra interior hoja	4
30 96 00 23	Esquadro alinhamento fixo • Escuadra alineamiento fijo	2
30 96 00 22	Esquadro alinhamento móvel • Escuadra alineamiento hoja	8
30 96 10 01	Calço para vidro • Calzo para vidrio	4
30 92 22 88 ou 89	Dobradiça 2 abas porta c/ ressalto fixação directa • Bisagra 2 cuerpos puerta	2
30 60 16 20	Fechadura 3 pontos • Cierre 3 puntos	1
30 92 22 82 ou 83	Puxador duplo • Doble manilla	1
30 92 22 85 ou 86	Escudo para canhão • Contracierre para bombillo	2
30 92 05 55	Canhão • Bombillo	1
30 93 01 20	Junta interior • Junta interior	2L+2H
30 60 16 30	Junta central • Junta central	L+2H
30 60 16 31	Angulo vulcanizado • Angulo vulcanizado	2
30 60 00 13	Conjunto topos AJi-62 • Conjunto topos AJi-62	1
30 60 00 14	Pelúcia preta 18 mm • Burlete negra 18 mm	2L
-	Junta para vidro (exterior) • Junta para vidrio (exterior)	2L+2H
-	Junta para vidro (interior) • Junta para vidrio (interior)	2L+2H
30 60 16 21 ou 22	Conjunto chapa-testas para aro fixo • Conjunto cierre para bombillo para marco	1

VIDRO • VIDRIO

Hv = H-220 mm	Lv = L-247 mm
---------------	---------------



Porta 2 folhas abertura exterior • Puerta 2 hojas apertura exterior
PERFIS • PERFIS

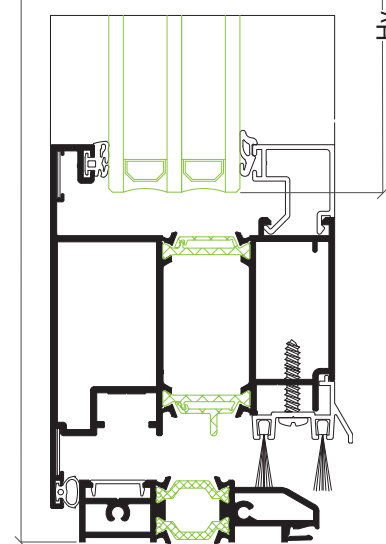
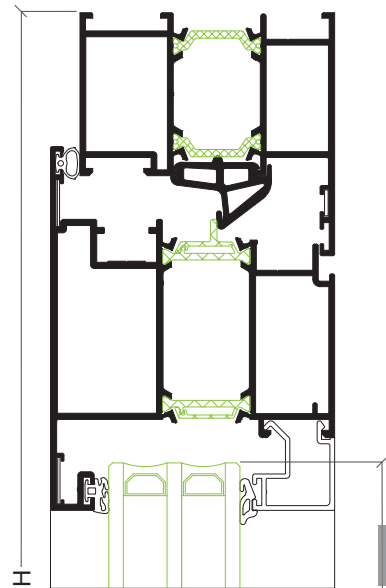
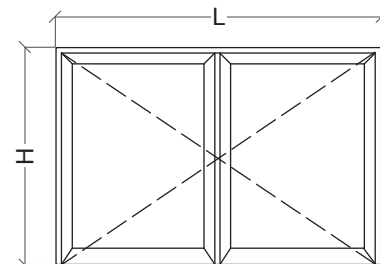
DESENHO • DESEÑO	REF.	DESCRIÇÃO • DESCRIPCIÓN	CORTE • CORTE	QUANTIDADE CANTIDAD	MEDIDAS • MEDIDA
	AJi-08	Aro fixo Marco		1	L
	AJi-172/ BI	Aro móvel Hoja		2	H
	AJi-117	Inversor Inversor		4	L/2-39.5 mm
		Bite Junquillo		4	H-46 mm
	AJi-117	Inversor Inversor		1	H-122 mm
		Bite Junquillo		4	L/2-199.5 mm
		Bite Junquillo		4	H-246 mm
	AJi-62	Pingadeira Alargadera inferior puerta		2	L/2-106 mm L/2-38 mm
	AJi-63	Soleira Solape inferior puerta		1	L-80.5 mm
	KL-04	Perfil tampa inversor Perfil tapa		1	H-90 mm

ACESSÓRIOS E JUNTAS • ACCESORIOS Y JUNTAS

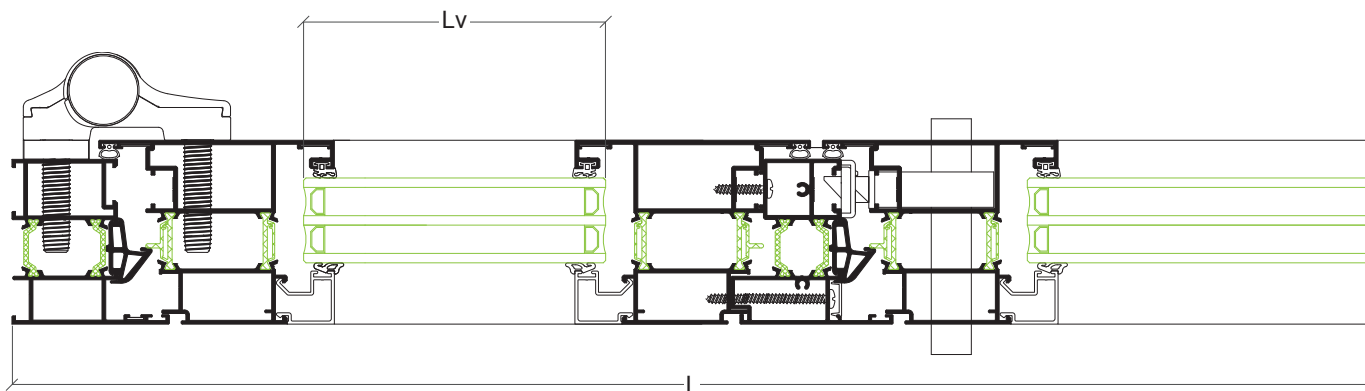
REF.	DESCRIÇÃO • DESCRIPTION	QUANTIDADE CANTIDAD
30 96 00 05	Esquadro interior fixo • Escuadra interior fijo	2
30 60 00 02	Esquadro exterior • Escuadra exterior	2
30 60 16 04	Esquadro exterior móvel • Escuadra exterior hoja	8
30 60 16 05	Esquadro interior móvel • Escuadra interior hoja	8
30 96 00 23	Esquadro alinhamento fixo • Escuadra alineamiento fijo	2
30 96 00 22	Esquadro alinhamento móvel • Escuadra alineamiento hoja	16
30 96 10 01	Calço para vidro • Calzo para vidrio	8
30 92 22 88 ou 89	Dobradiça 2 abas porta c/ ressalto fixação directa • Bisagra 2 cuerpos puerta	4
30 60 16 20	Fechadura 3 pontos • Cierre 3 puntos	1
30 92 22 82 ou 83	Puxador duplo • Doble manilla	1
30 92 22 85 ou 86	Escudo para canhão • Contracierre para bombillo	2
30 60 16 12	Jogo topos inversor • Juego topes inversor	1
30 92 05 55	Canhão • Bombillo	1
30 93 01 20	Junta interior • Junta interior	2L+4H
30 60 16 30	Junta central • Junta central	L+3H
30 60 16 31	Canto vulcanizado • Angulo vulcanizado	2
30 60 00 13	Conjunto topos AJi-62 • Conjunto topes AJi-62	1
30 60 00 14	Pelúcia preta 18 mm • Burlete negra 18 mm	2L
-	Junta para vidro (exterior) • Junta para vidrio (exterior)	2L+4H
-	Junta para vidro (interior) • Junta para vidrio (interior)	2L+4H
30 60 16 23 ou 24	Conjunto chapa-testas para inversor • Conjunto cierre para bombillo para inversor	1

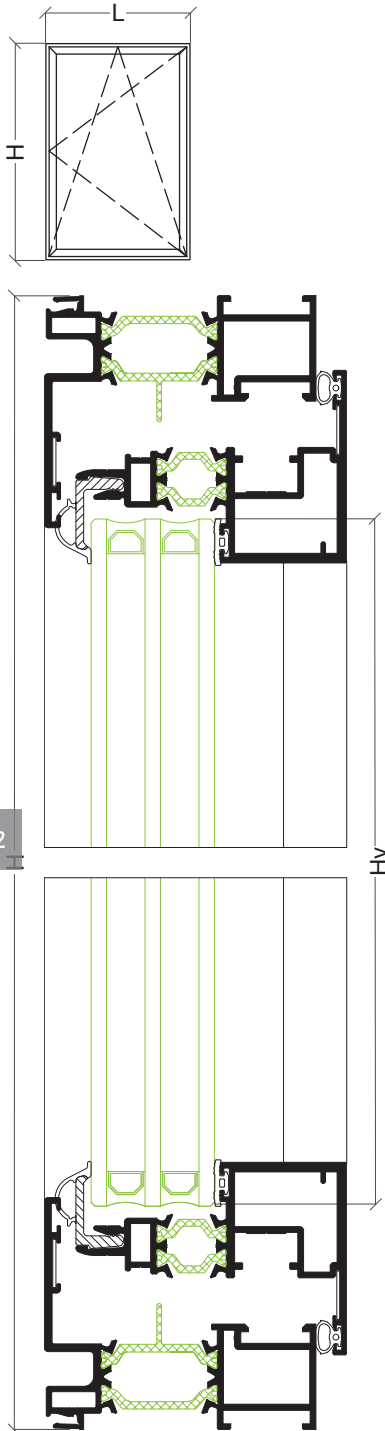
VIDRO • VIDRIO

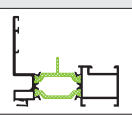


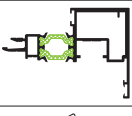





Hv = H-220 mm	Lv = L/2-213 mm
---------------	-----------------



171



Janela 1 folha oscilo-batente • Ventana 1 hoja oscilobatiente

PERFIS • PERFIS

DESENHO • DISEÑO	REF.	DESCRIÇÃO • DESCRIPCIÓN	CORTE • CORTE	QUANTIDADE CANTIDAD	MEDIDAS • MEDIDA
	AJi-245	Aro fixo Marco		2	L
				2	H
	AJi-178	Aro móvel Hoja		2	L-39 mm
				2	H-39 mm
	AJi-148	Bite Junquillo		2	*
				2	*

* cortar juntamente com o aro móvel AJi-178 • cortar en conjunto con el perfil AJi-178

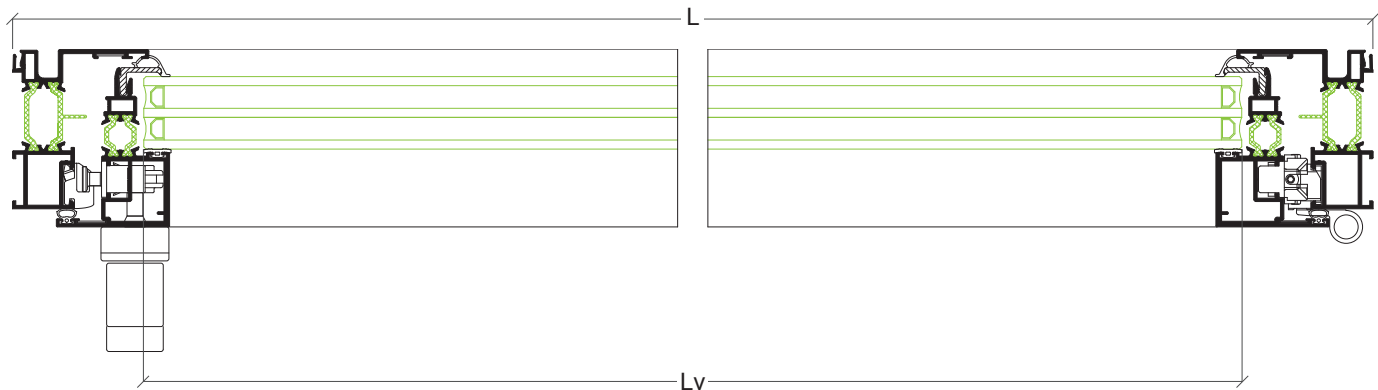
ACESSÓRIOS E JUNTAS • ACCESORIOS Y JUNTAS

REF.	DESCRIÇÃO • DESCRIPTION	QUANTIDADE • CANTIDAD	
		ABRIR ABISAGRADA	OSCILO-BATENTE OSCILOBATIENTE
30 60 16 01	Esquadro interior • Escuadra interior	8	
30 60 16 08	Esquadro exterior fixo • Escuadra exterior fijo	4	
30 96 00 61	Esquadro exterior móvel • Escuadra exterior hoja	4	
30 96 00 22	Esquadro alinhamento móvel • Escuadra alineamiento hoja	8	
-	Puxador • Manilla	1	
-	Ferragem canal 16 • Herraje canal 16	1	
30 93 01 20	Junta interior • Junta interior	2L+2H	
-	Junta para vidro (interior) • Junta para vidrio (interior)	2L+2H	

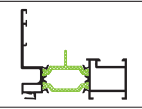


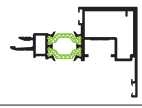







VIDRO • VIDRIO

Hv = H-116 mm	Lv = L-116 mm
---------------	---------------

172



Janela 2 folhas oscilo-batente • Ventana 2 hojas oscilobatiente
PERFIS • PERFIS

DESENHO • DESEÑO	REF.	DESCRIÇÃO • DESCRIPCIÓN	CORTE • CORTE	QUANTIDADE CANTIDAD	MEDIDAS • MEDIDA
	AJi-245	Aro fixo Marco		2	L
				2	H
	AJi-178	Aro móvel Hoja		4	L/2-22 mm
				4	H-39 mm
	AJi-148	Bite Junquillo		4	*
				4	*
	AJi-204	Inversor Inversor		1	H-130 mm

* cortar conjuntamente com o aro móvel AJi-178 • cortar en conjunto con el perfil AJi-178

ACESSÓRIOS E JUNTAS • ACCESORIOS Y JUNTAS

REF.	DESCRIÇÃO • DESCRIPTION	QUANTIDADE • CANTIDAD	
		ABRIR ABISAGRADA	OSCILO-BATENTE OSCILOBATIENTE
30 60 16 01	Esquadro interior • Escuadra interior	12	
30 60 16 08	Esquadro exterior fixo • Escuadra exterior fijo	4	
30 96 00 61	Esquadro exterior móvel • Escuadra exterior hoja	8	
30 96 00 22	Esquadro alinhamento móvel • Escuadra alineamiento hoja	12	
-	Puxador • Manilla	1	
-	Ferragem canal 16 • Herraje canal 16	1	
30 60 16 14	Conjunto topo inversor oculto • Conjunto topes inversor oculto	1	
30 93 01 20	Junta interior • Junta interior	2L+4H	
-	Junta para vidro (interior) • Junta para vidrio (interior)	2L+4H	

VIDRO • VIDRIO

Hv = H-116 mm	Lv = L/2-99 mm
---------------	----------------

