




anicolor

Sistemas de Aluminio



Canal 16

Sistema AJi

Rotura térmica 70 mm

Sistema AJi Canal 16

Sistema de batente com RPT - 70 mm

Características do sistema

Sistema de batente com rotura térmica de elevadas prestações térmicas e acústicas.

O sistema AJi Canal 16 foi concebido com câmara de 16 mm para permitir a aplicação de ferragens especiais com afinação tridimensional para uma maior eficácia em termos de performance, desempenho e segurança.

O sistema AJi Canal 16 possibilita a execução de 5 versões de caixilharia:

1. Linha reta;
2. Linha curva;
3. Linha oval;
4. Linha oculta;
5. Linha oculta ventilada.

O sistema AJi Canal 16 permite a aplicação de vidros duplos ou triplos de alto rendimento de modo a responder às exigências de isolamento térmico e acústico, de acordo com a diretiva nº 2010/31/EU.

Com um óptimo isolamento térmico aliado à aplicação de um inovador produto designado por baguete ThermoProfile, o Sistema AJi Canal 16 proporciona elevadas prestações de conforto e de economia energética, satisfazendo os requisitos do Decreto-Lei nº 194/2015 e da Portaria 379-A/2015.

Perfis de alumínio

Os perfis de alumínio são extrudidos na liga de alumínio 6060 para arquitetura de acordo com norma NP EN 12020-02.

Perfis com rotura térmica obtida por inserção de varetas isolantes de poliamida tipo ómega de 18 mm, 24 mm ou 30 mm, reforçadas com 25% de fibra de vidro. Espessura média dos perfis de alumínio de 1,7 mm.

Aros fixos

Secção dos aros fixos de 70 mm com tripla câmara;

Perfis com rotura térmica com varetas de poliamida tipo ómega de 24 mm ou 30 mm;

Aros fixos com duplo esquadro de aperto rápido e esquadros de alinhamento para montagem a meia esquadria;

Travessas com dupla união para um aperto mais eficaz;

Aros fixos tradicionais para o mercado interno;

Aros fixos para a versão Folha Oculta com ou sem a possibilidade de aplicação de junta central;

Aros fixos com clip exterior e aba de remate direta de 25 mm ou 45 mm para o mercado francês;

Aro fixo com clip exterior e interior para aplicação de remate de 30, 50 ou 80 mm para o mercado francês;

Aro fixo de ligação ao sistema de correr com rotura térmica CW.

Aros móveis

Secção dos aros móveis de 78 mm com tripla câmara;

Aros móveis com rotura térmica, obtida através de varetas de poliamidas tipo ómega de 18 mm ou 24 mm;

Aros móveis com duplo esquadro de aperto rápido e esquadros de alinhamento para montagem a meia esquadria;

Perfil inversor com olhal para uma melhor aplicação do topo inversor.

Dimensionamento e manobralidade

Dimensões mínimas - máximas de folha: 391 mm - 1640 mm (L); 520 mm - 2840 mm (H);

Peso máximo para janelas ou portas de sacada com oscilo-batente até 130 Kg;

Peso máximo para portas de entrada até 160 Kg/folha;

Possibilidades de abertura: fixo, batente interior 1 ou 2 folhas com ou sem oscilo-batente, batente exterior, basculante, harmónio e oscilo-paralela;

Solução de perfil para portas pedonais ou de sacada de abertura interior ou exterior segundo norma PMR (pessoas com mobilidade reduzida);

Enchimento para vidro duplo ou triplo de 20 mm a 55 mm para o sistema AJi Canal 16;

Enchimento para vidro exterior duplo ou triplo de 24 mm a 30 mm para os sistemas AJi Canal 16 - Folha Oculta e vidro interior até 8 mm para a solução folha oculta ventilada;

Três tipos de ferragens especiais para canal 16 com uma afinação tridimensional rápida e cómoda e com um tratamento superficial de alta qualidade:

• Ferragens UniJet C, UniJet D e UniJet CC Oculta.

A harmonia da ferragem UniJet C proporciona uma aplicação rápida, segura e eficiente no Sistema AJi Canal 16;

A ergonomia da ferragem UniJet D, uma elegância suprema aliada às linhas contemporâneas dos perfis de alumínio;

A invisibilidade da ferragem Oculta UniJet CC concede à janela onde é aplicada uma superior distinção;

Estanquidade assegurada através de juntas em EPDM (interior e central) para o sistema AJi Canal 16;

Estanquidade assegurada através de juntas em EPDM (exterior e interior com a opção de central) para o sistema AJi Canal 16 - Folha Oculta.

Performances

Sistema certificado por laboratório notificado para Ensaio Tipo Inicial (TT) de acordo com a norma de produto EN 14351-1:2006+A1:2011 para efeitos de Marcação CE.

Categorias alcançadas na avaliação do sistema AJi Canal 16:

1. Permeabilidade ao ar: Classe 4 (normas de ensaio EN 10207 e EN 1206)
2. Estanquidade à água: Classe E2100 (normas de ensaio EN 12208 e EN 1027)
3. Resistência ao vento: Classe C5 (normas de ensaio EN 12210 e EN 12211)

Categorias alcançadas na avaliação do sistema AJi Canal 16 - Folha Oculta:

1. Permeabilidade ao ar: Classe 4 (normas de ensaio EN 10207 e EN 1206)
2. Estanquidade à água: Classe E1800 (normas de ensaio EN 12208 e EN 1027)
3. Resistência ao vento: Classe C5 (normas de ensaio EN 12210 e EN 12211)

Coefficiente de transmissão térmica de vão de 2 folhas, Sistema AJi Canal 16, com 1.20m x 1.50m com vidro triplo $U_g = 0.5 \text{ W/m}^2\text{K}$ com intercalar efeito "Warm Edge":

• $U_w = 1.28 \text{ W/m}^2\text{K}$

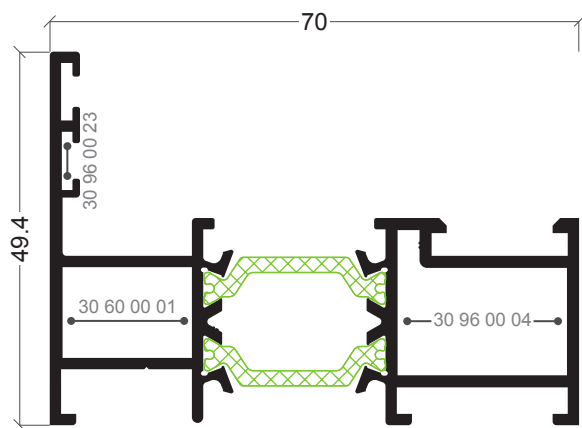
Coefficiente de transmissão térmica de vão de 2 folhas, Sistema AJi Canal 16 - Folha Oculta com 1.20m x 1.50m com vidro triplo $U_g = 0.5 \text{ W/m}^2\text{K}$ com intercalar efeito "Warm Edge":

• $U_w = 0.94 \text{ W/m}^2\text{K}$

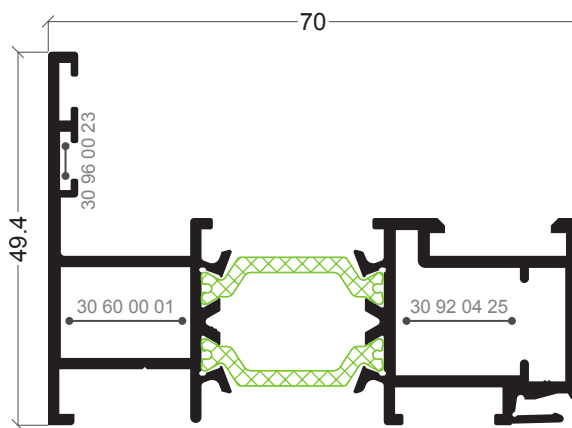
Coefficiente de atenuação acústica de vão de 2 folhas:

• $R_w (C; C_{tr}) = 42 \text{ dB} (-1; -4)$

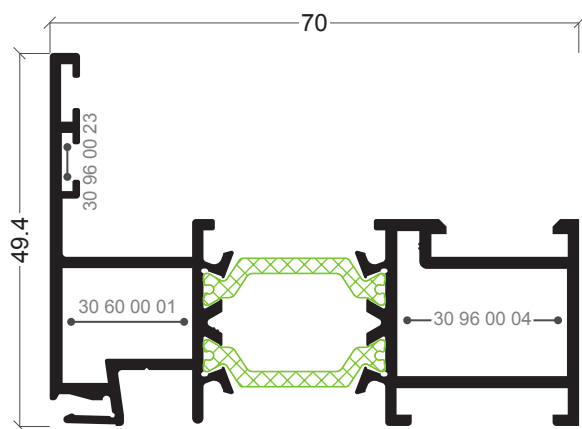
Zonas de aplicação segundo os regulamentos REH e RECS (em função do valor U_g): I1, I2, I3, V1, V2, V3.



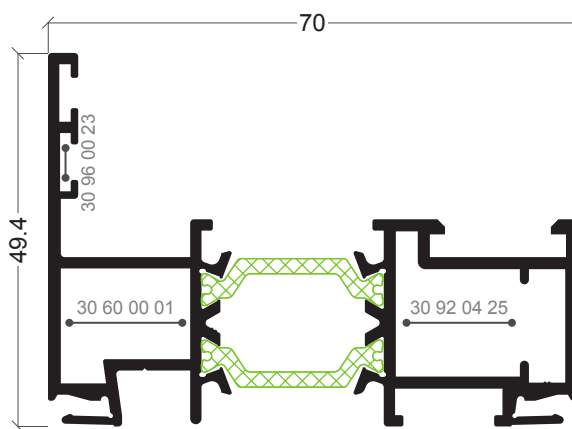
AJi-03
Aro fixo



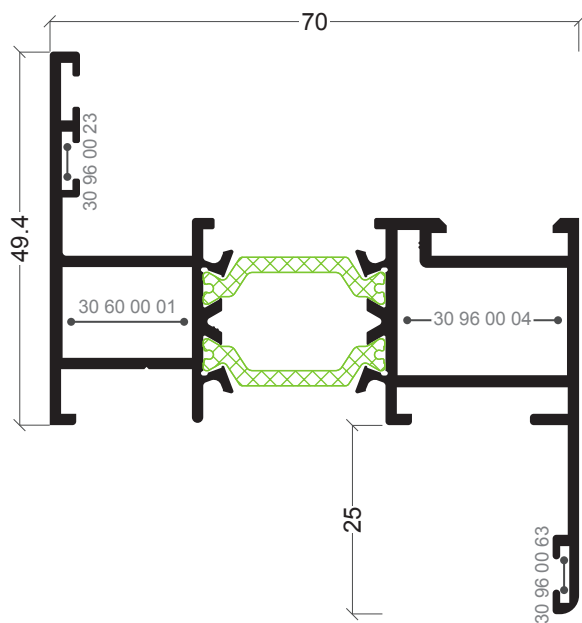
AJi-91
Aro fixo



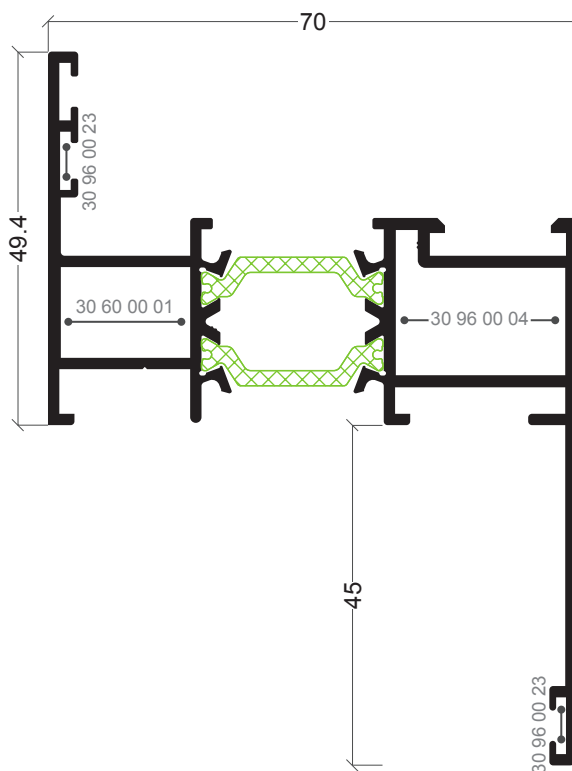
AJi-76
Aro fixo



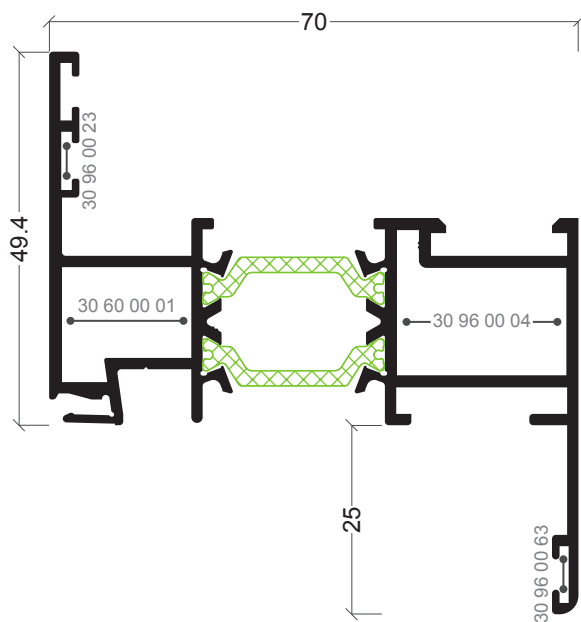
AJi-80
Aro fixo



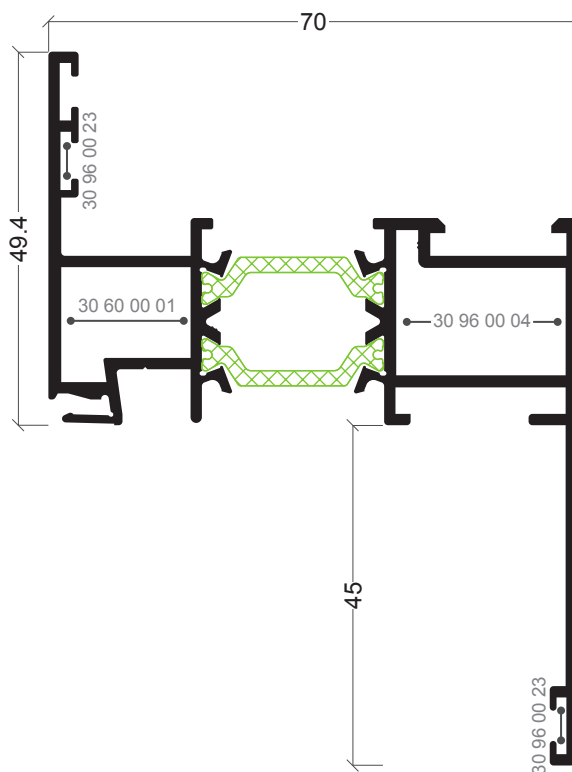
AJi-35
Aro fixo com remate 25 mm



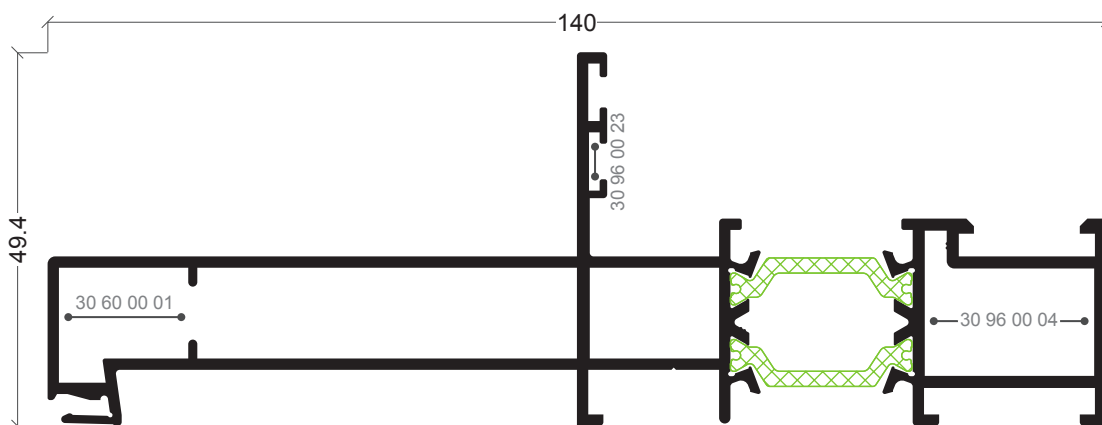
AJi-33
Aro fixo com remate 45 mm



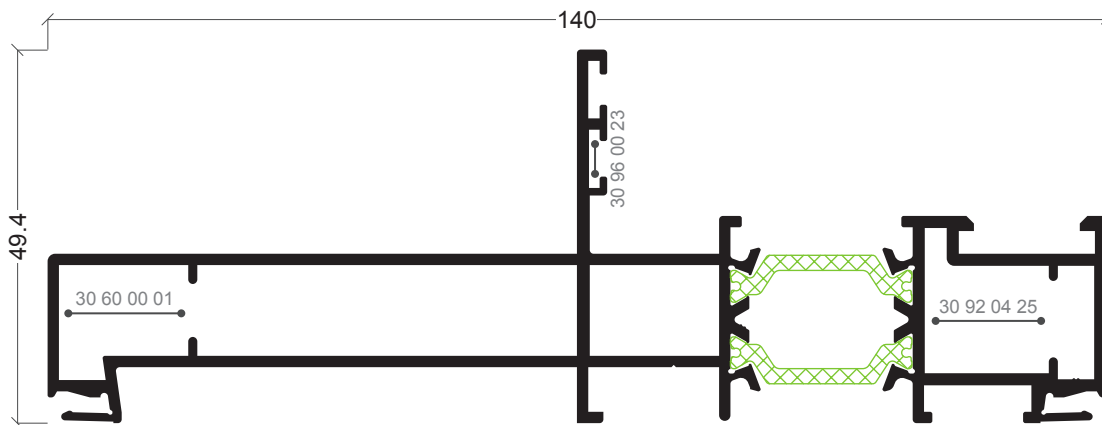
AJi-74
Aro fixo com remate 25 mm



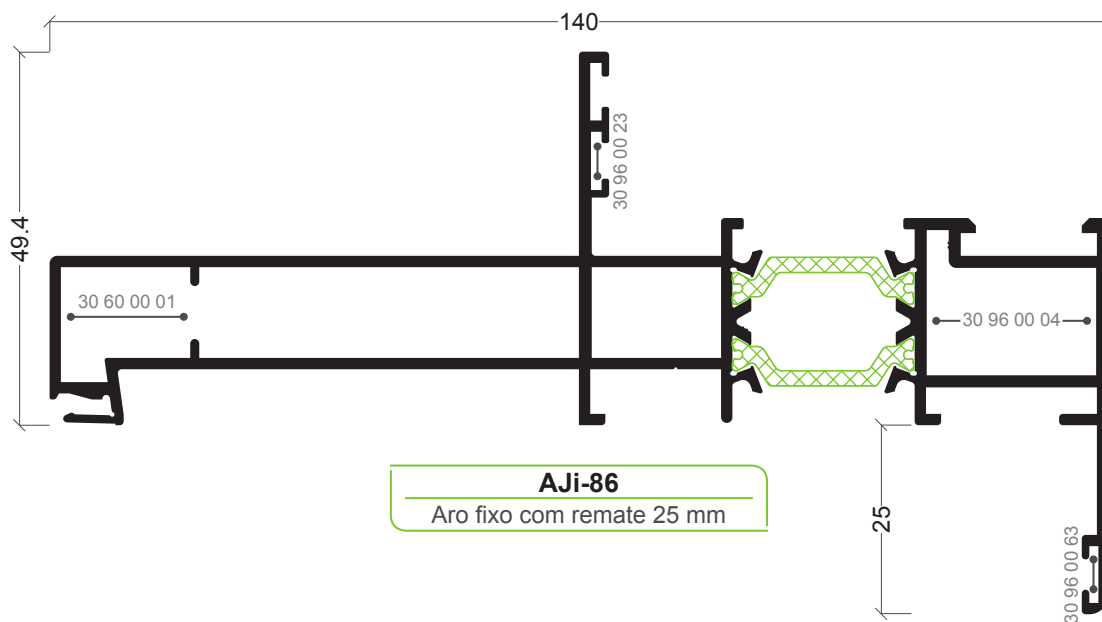
AJi-75
Aro fixo com remate 45 mm



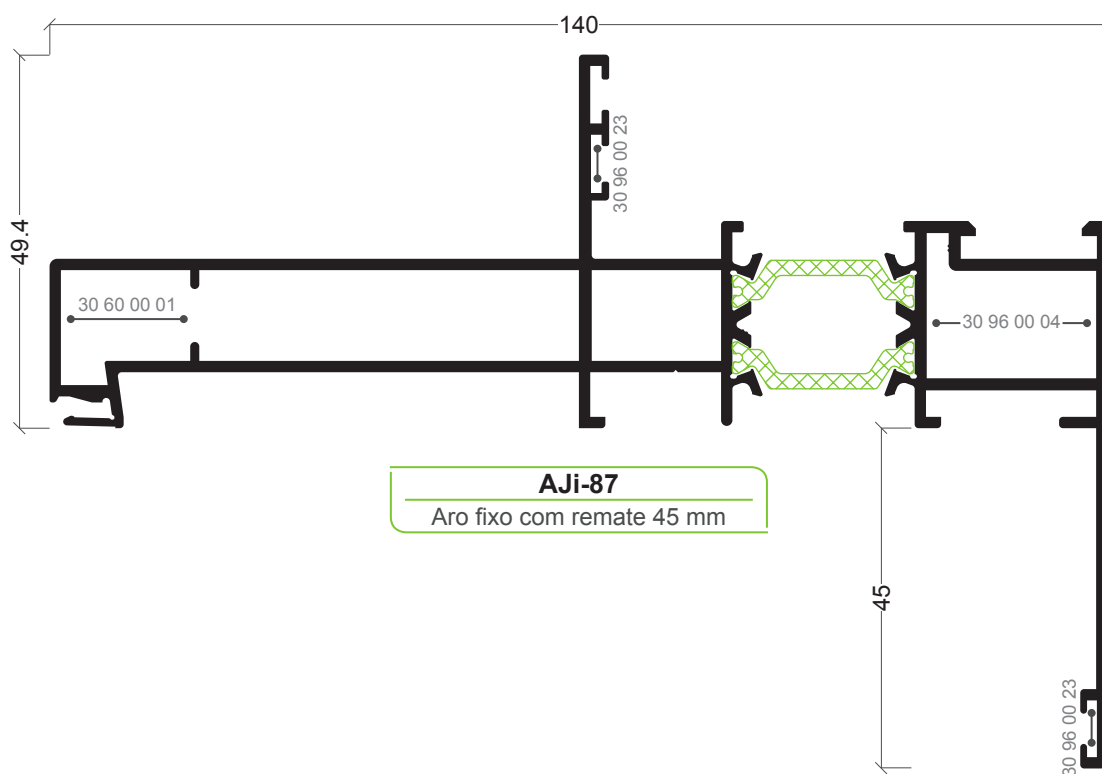
AJi-89
Aro fixo



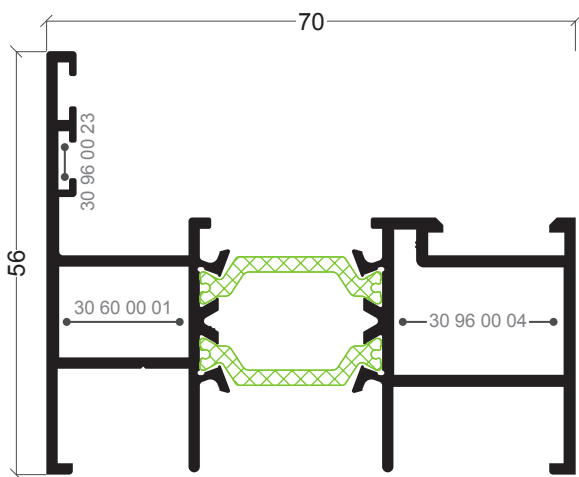
AJi-88
Aro fixo



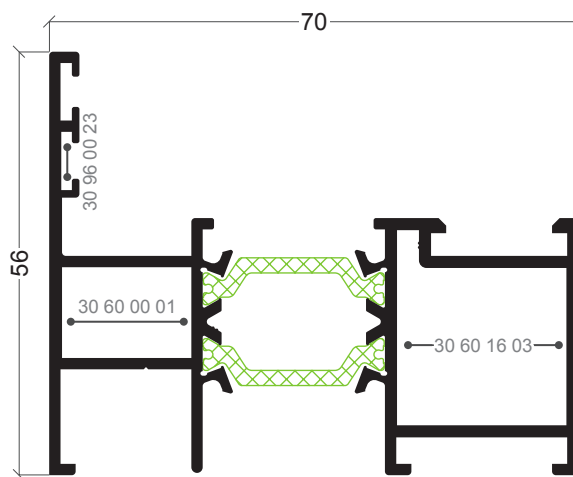
AJi-86
Aro fixo com remate 25 mm



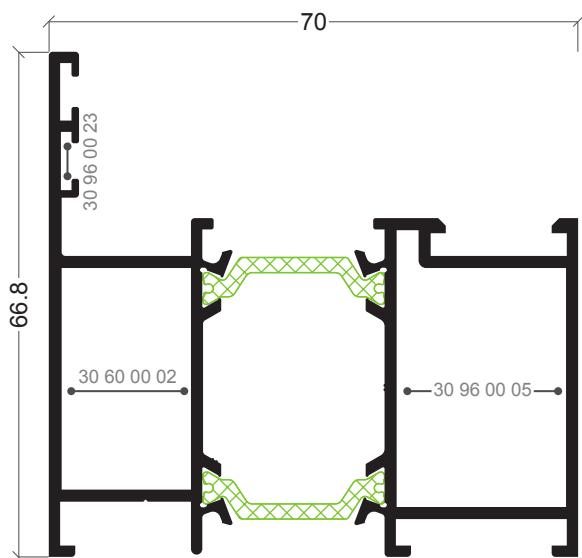
AJi-87
Aro fixo com remate 45 mm



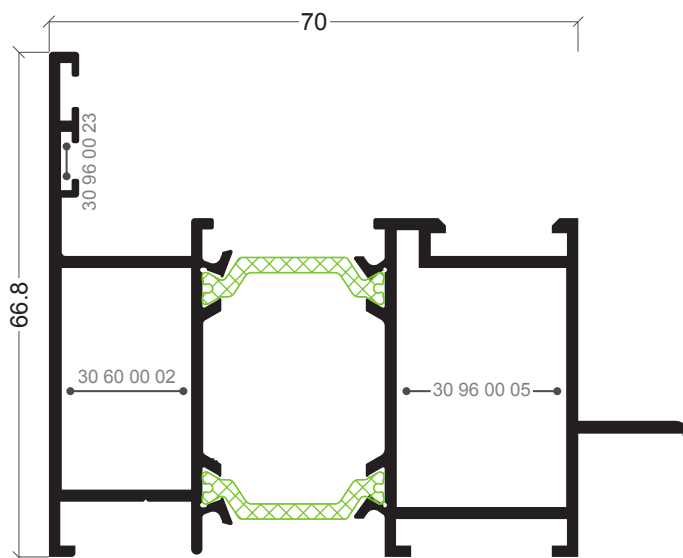
AJi-81
Aro fixo



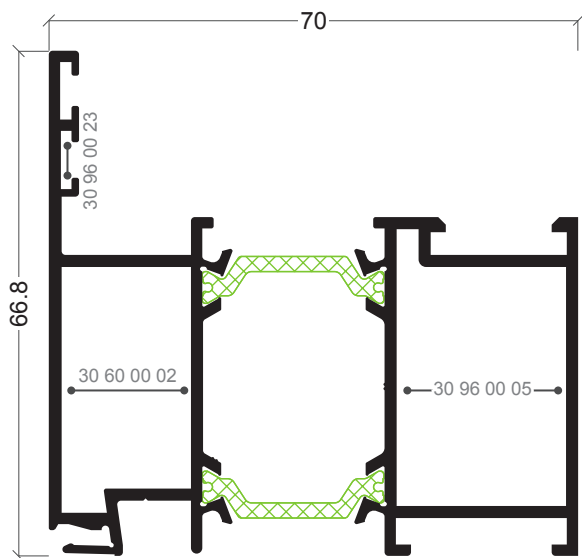
AJi-13
Aro fixo



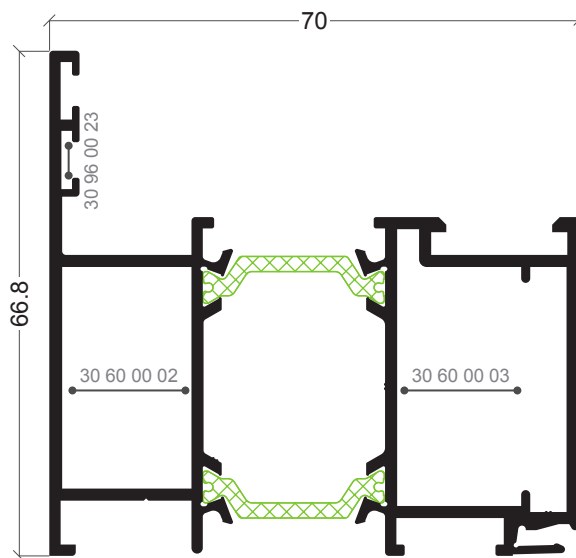
AJi-08
Aro fixo



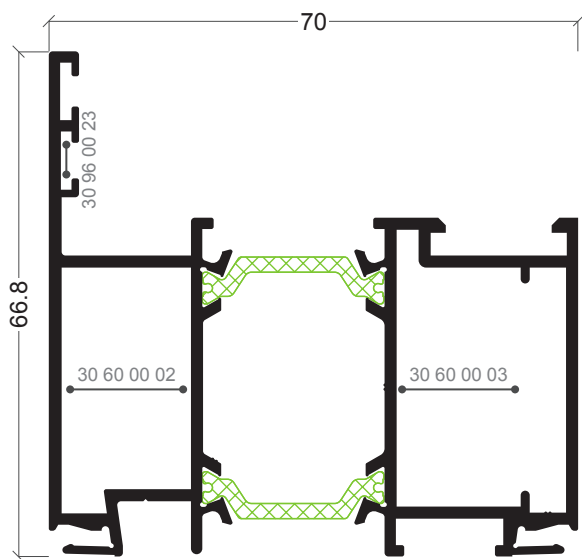
AJi-68
Aro fixo



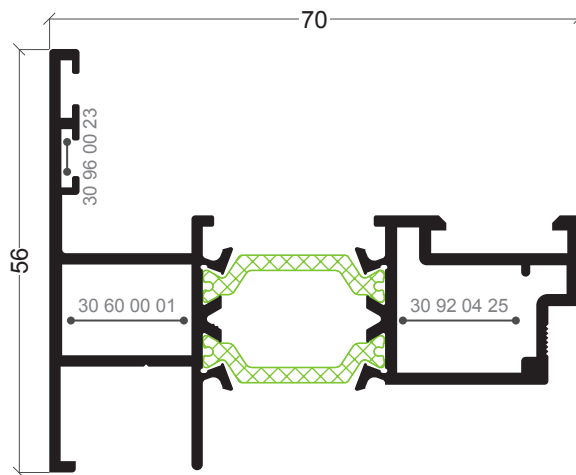
AJi-92
Aro fixo



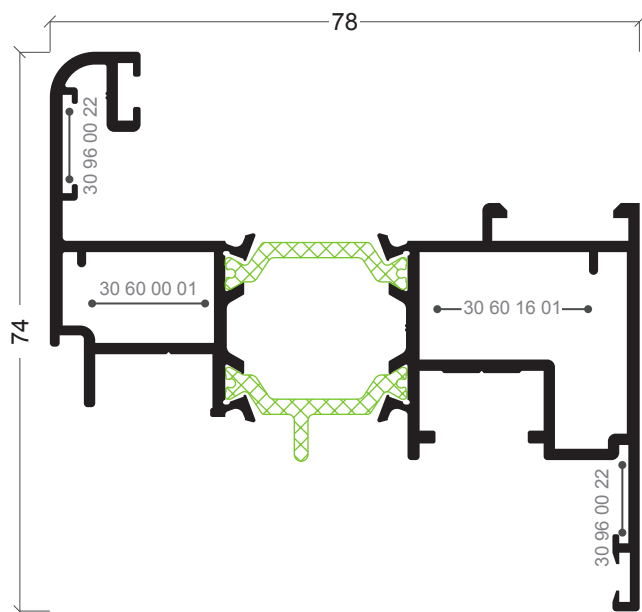
AJi-93
Aro fixo



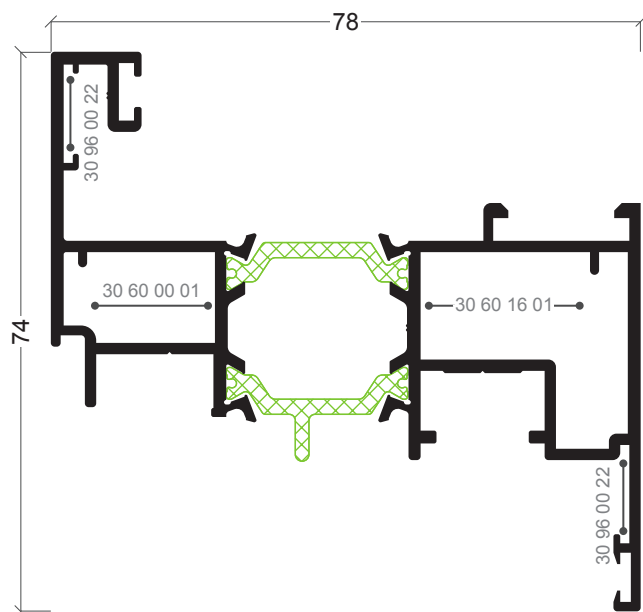
AJi-94
Aro fixo



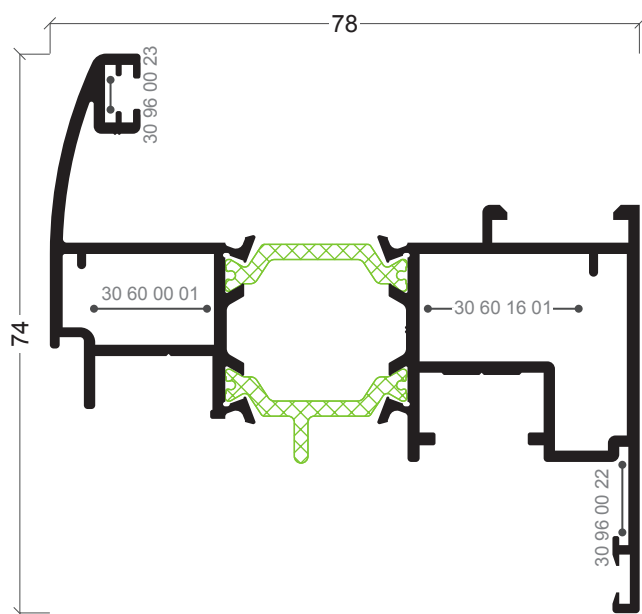
AJi-73
Inversor de sentido de abertura



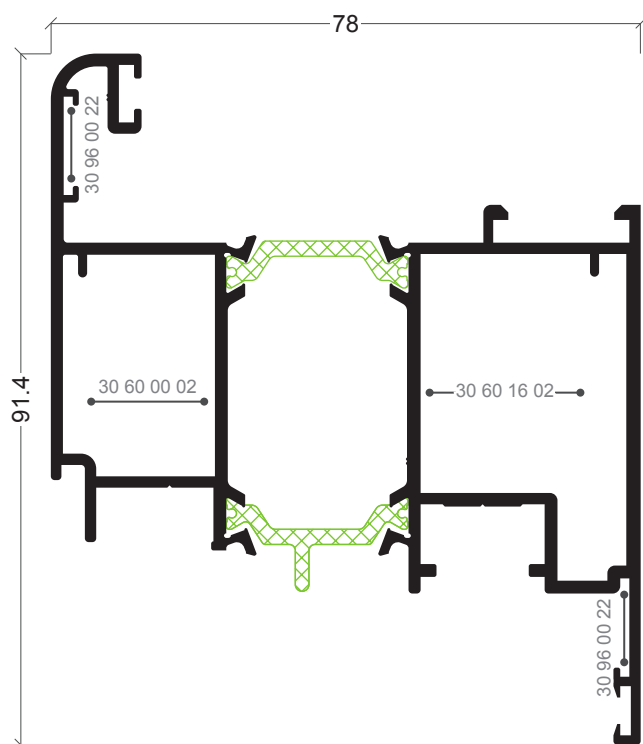
AJi-105
Aro móvil



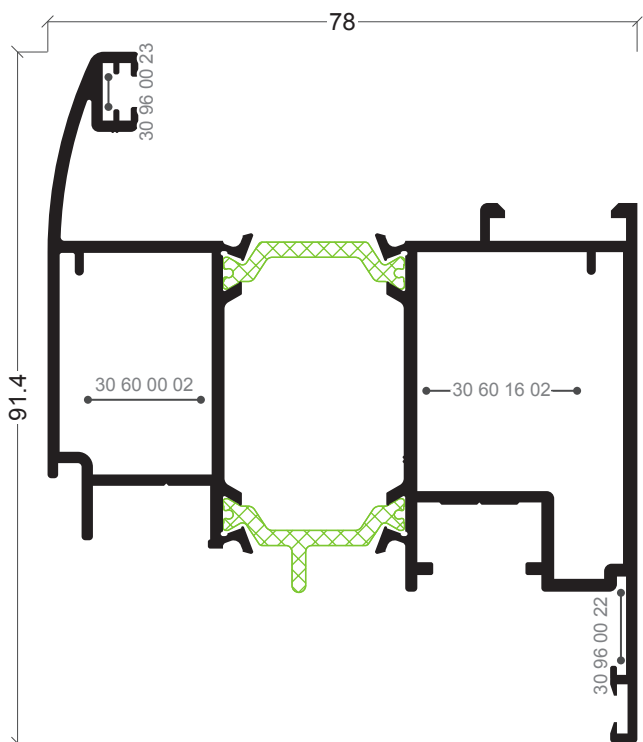
AJi-161
Aro móvil



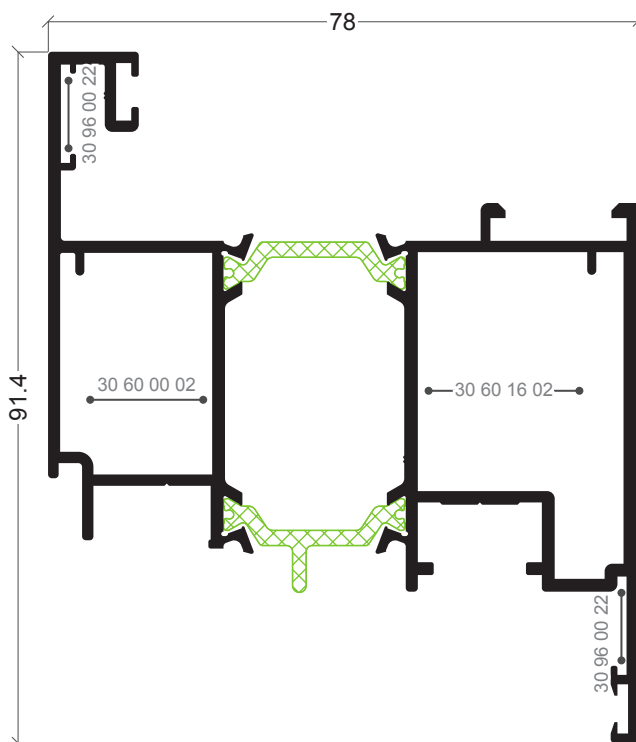
AJi-183
Aro móvil



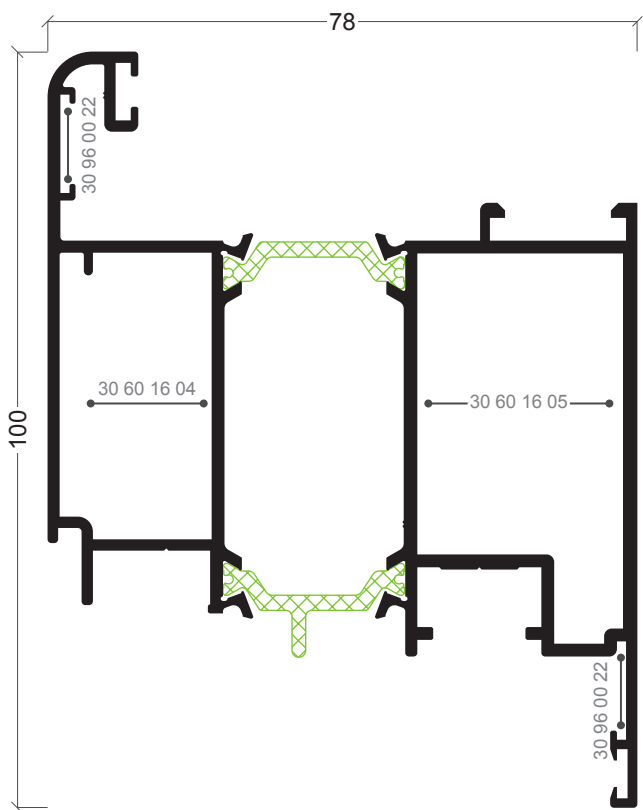
AJi-110
Aro móvil sacada



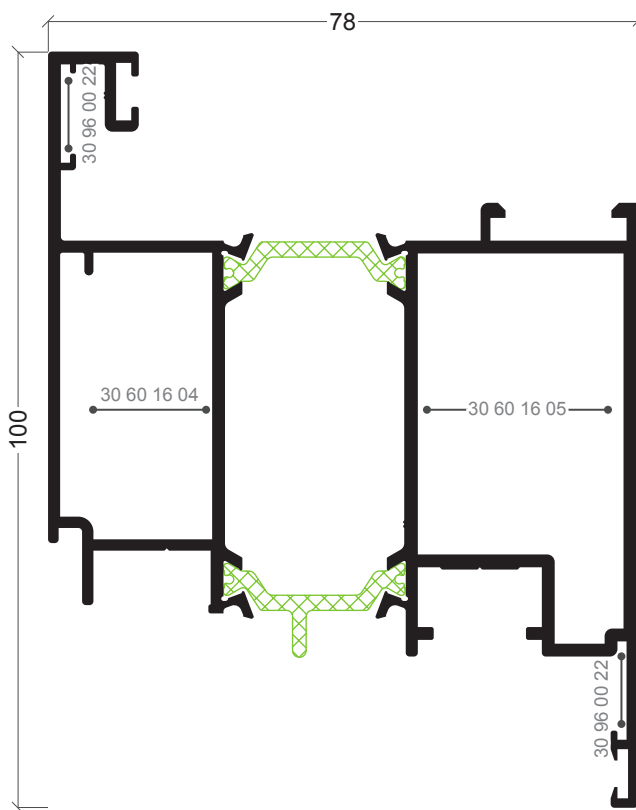
AJi-184
Aro móvil sacada



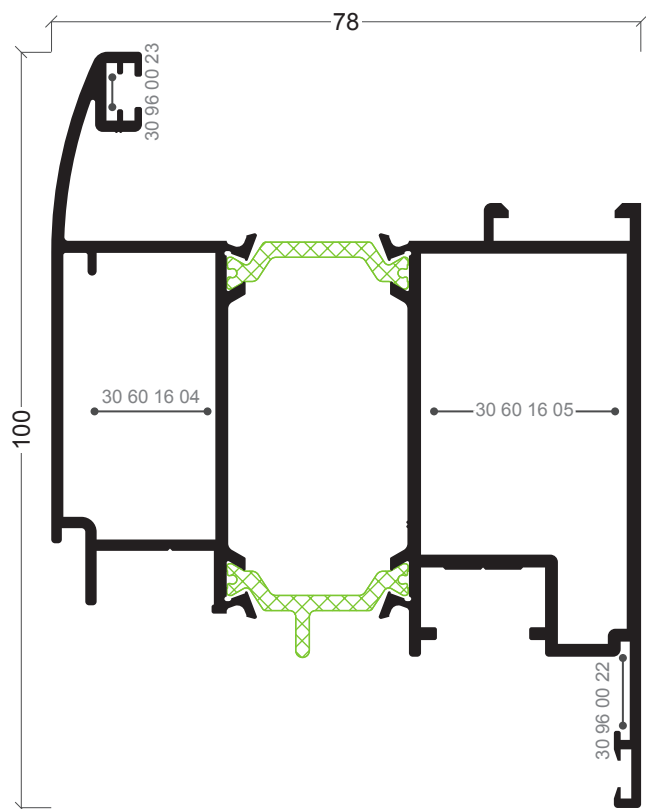
AJi-136
Aro móvil sacada



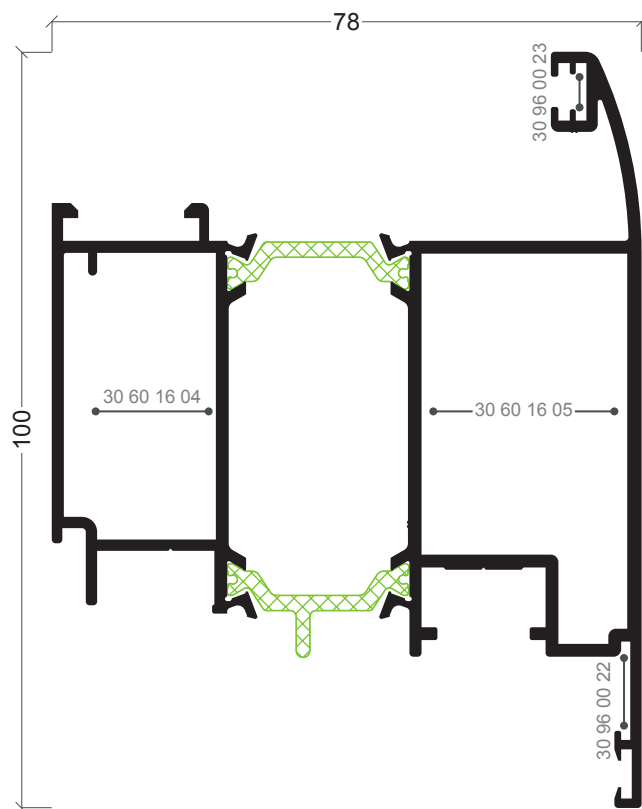
AJi-115
Aro móvil porta



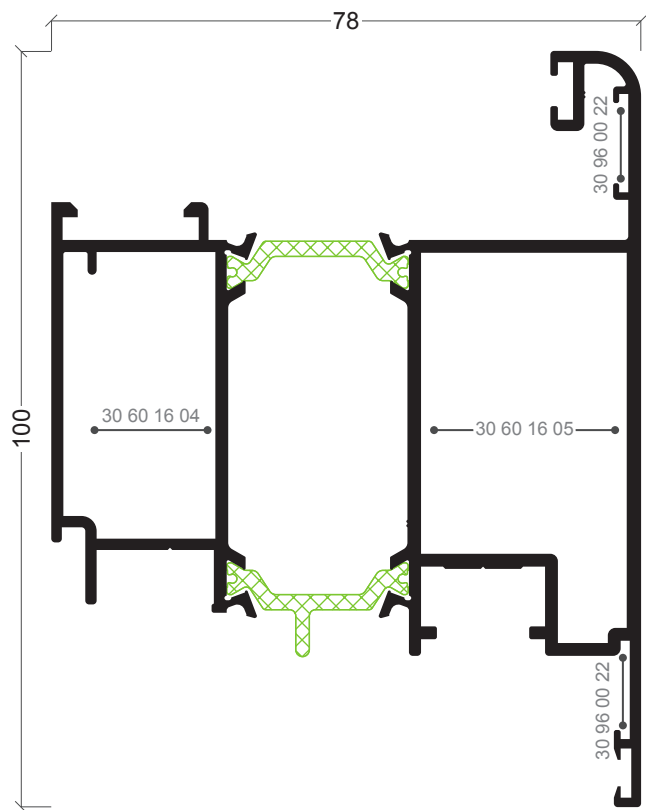
AJi-122
Aro móvil porta



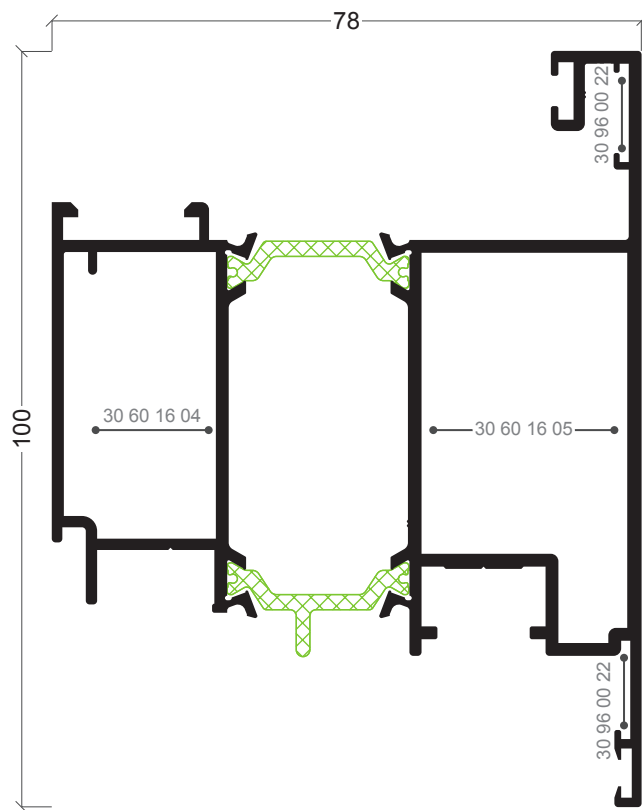
AJi-129
Aro móvel porta



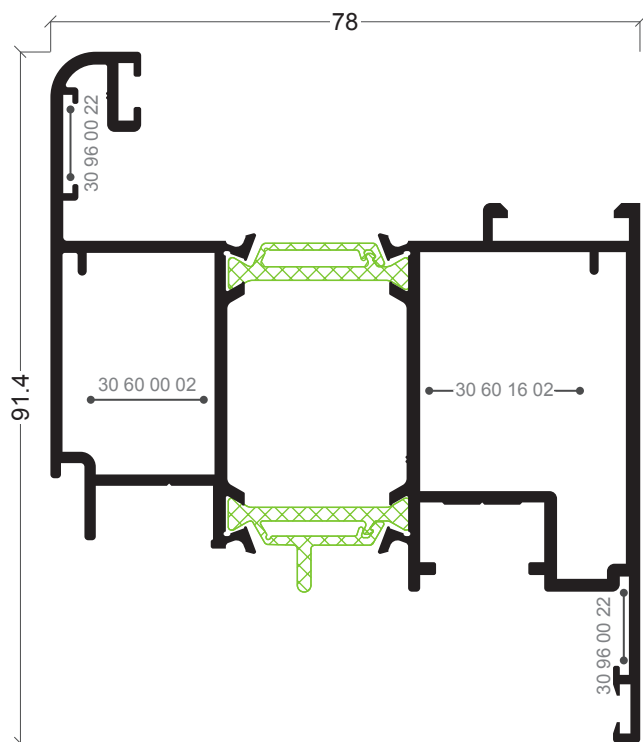
AJi-185
Aro móvel porta



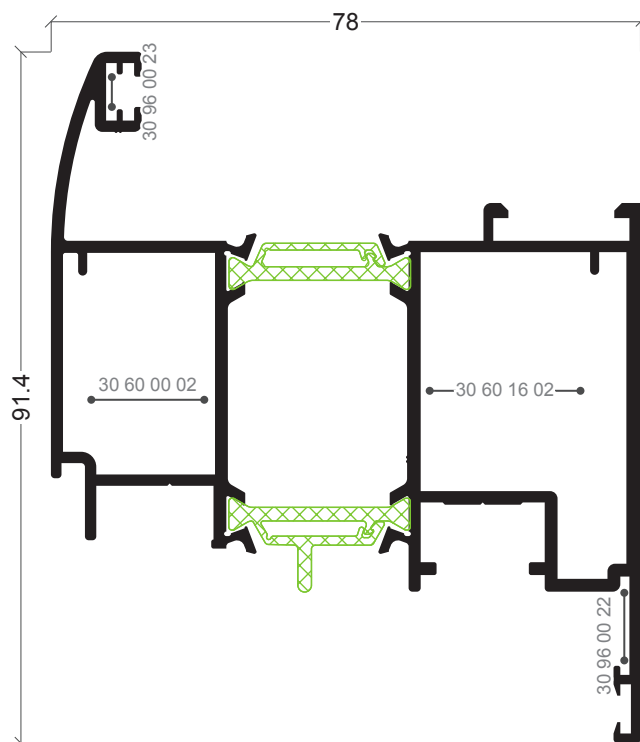
AJi-190
Aro móvel porta



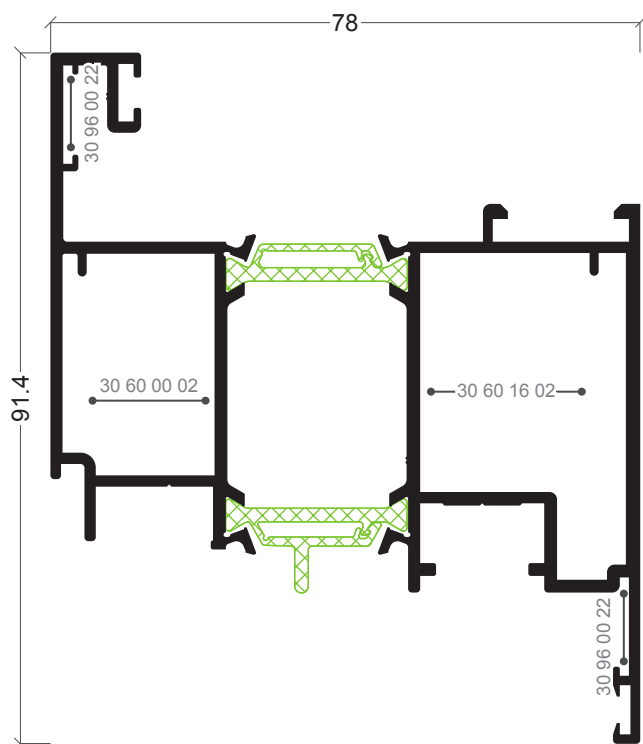
AJi-172
Aro móvel porta



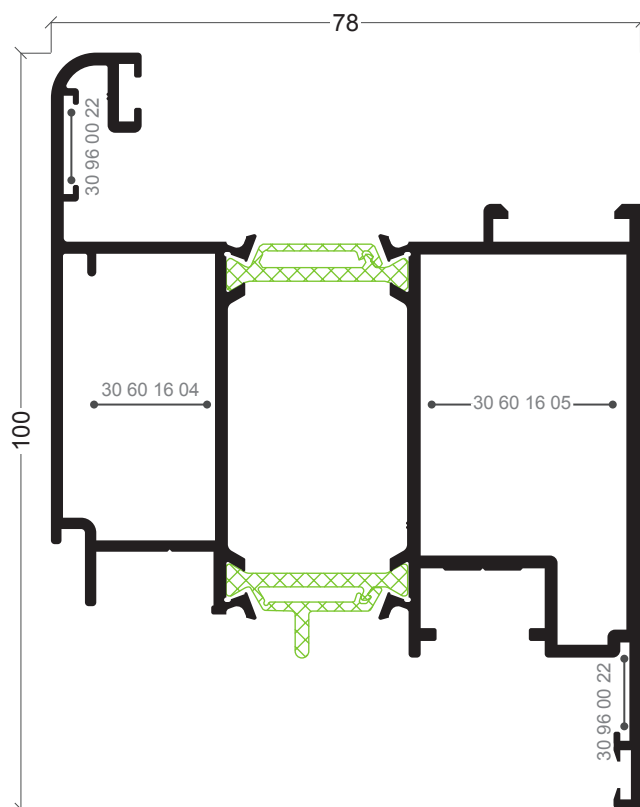
AJi-110/BI
Aro móvel sacada bi-metal



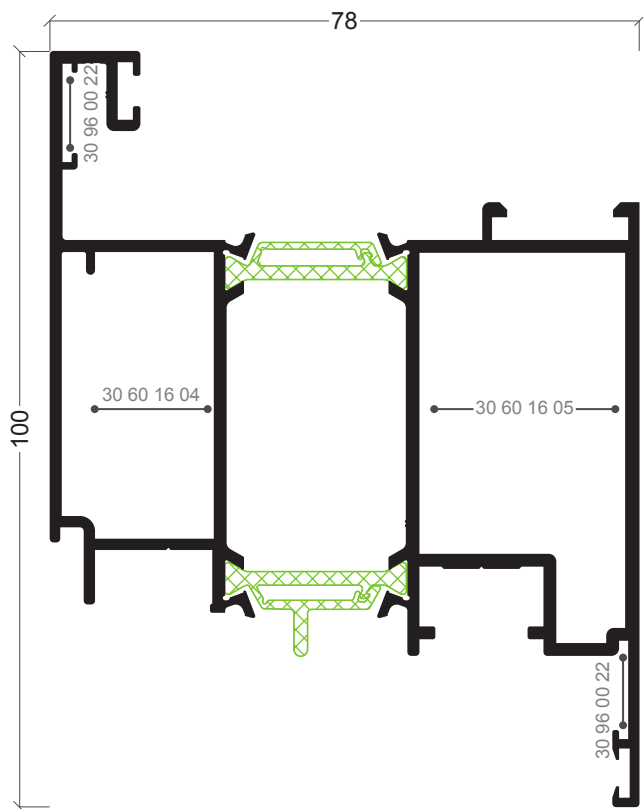
AJi-184/BI
Aro móvel sacada bi-metal



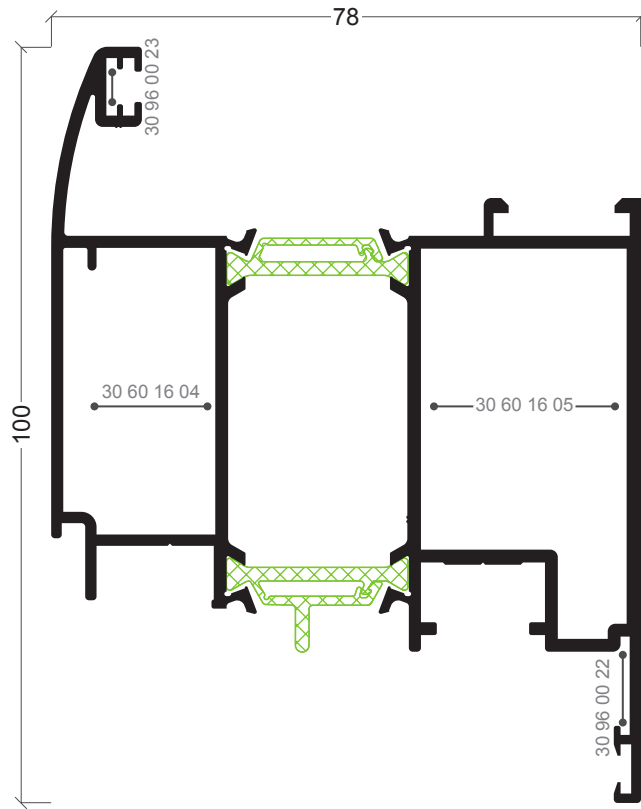
AJi-136/BI
Aro móvel sacada bi-metal



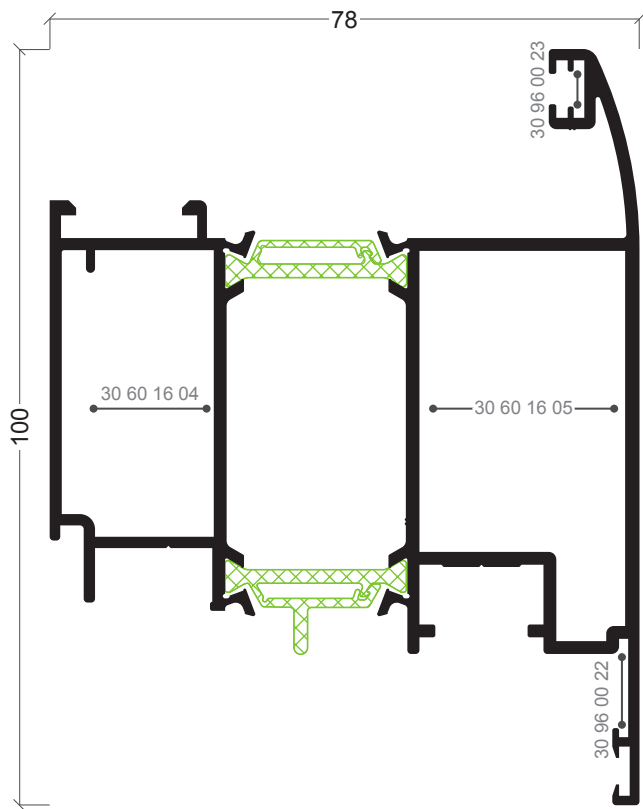
AJi-115/BI
Aro móvel sacada bi-metal



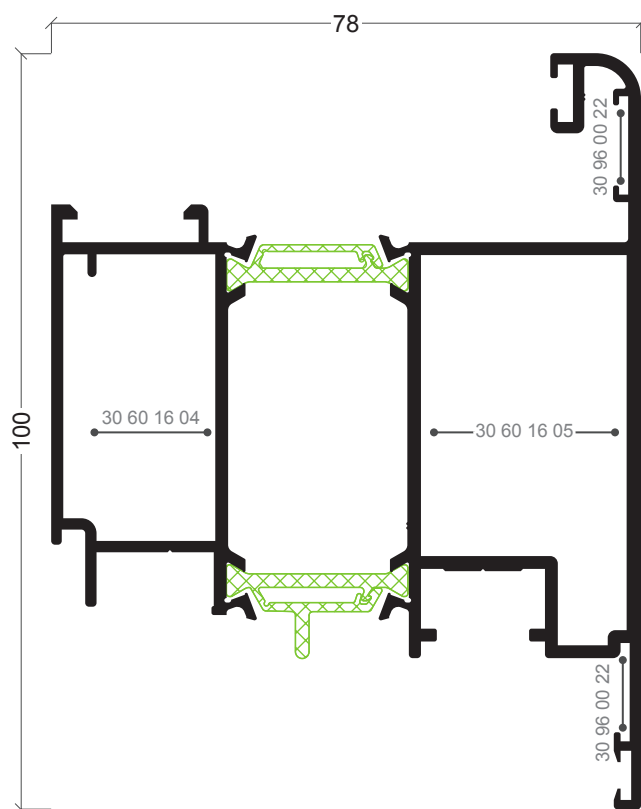
AJi-122/BI
Aro móvel porta bi-metal



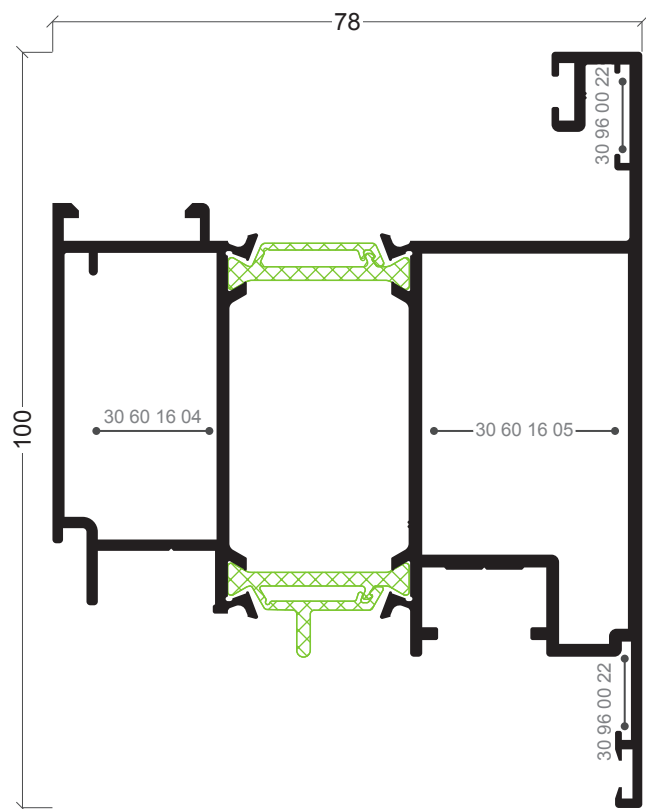
AJi-129/BI
Aro móvel porta bi-metal



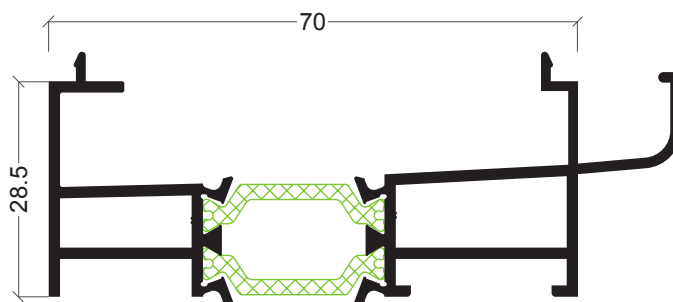
AJi-185/BI
Aro móvel porta bi-metal



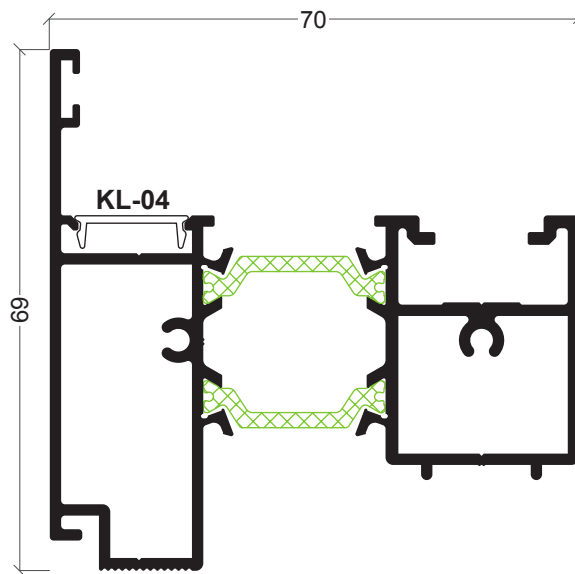
AJi-190/BI
Aro móvel porta bi-metal



AJi-172/BI
Aro móvel porta bi-metal



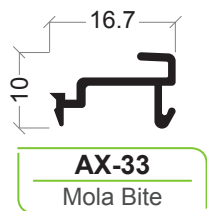
AJi-34
Soleira condensação



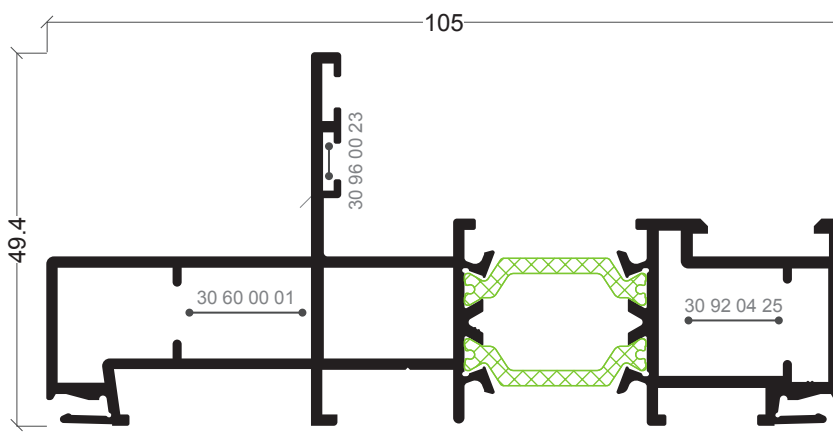
AJi-117
Inversor



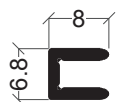
KL-04
Tampa



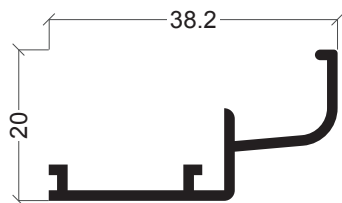
AX-33
Mola Bite



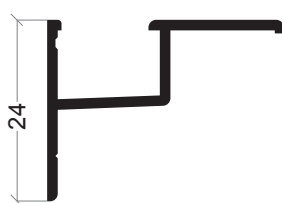
AJi-20
Perfil ligação CW



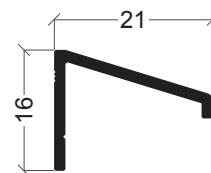
S-17
Perfil união



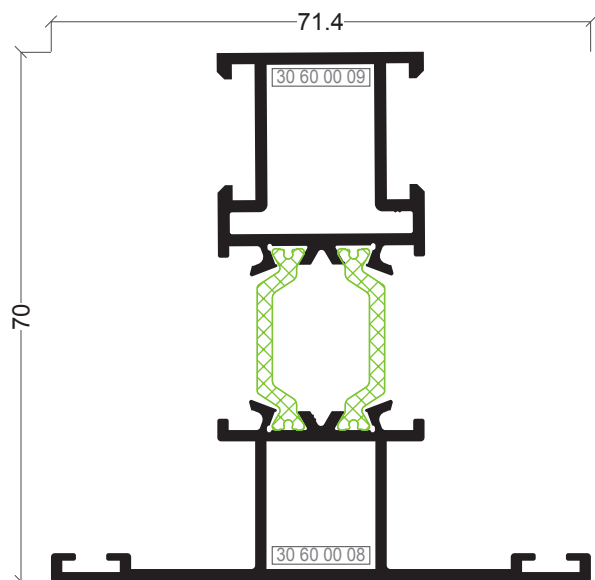
ARi-32
Perfil condensação



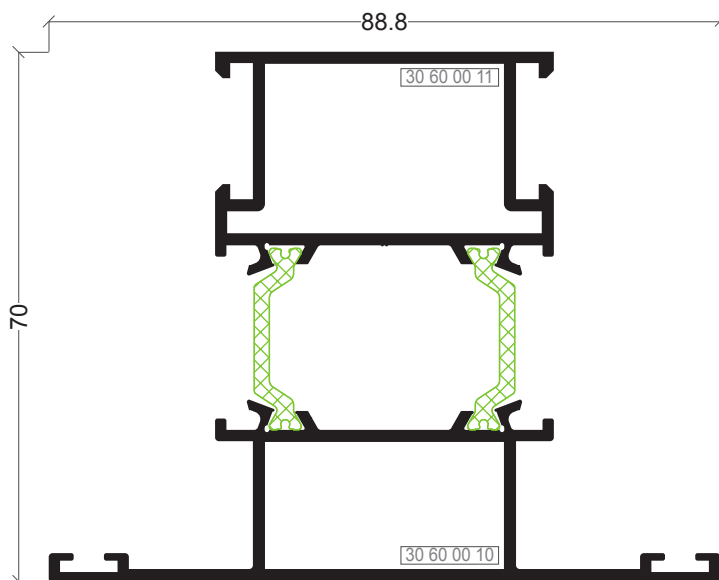
Y-20
Perfil condensação



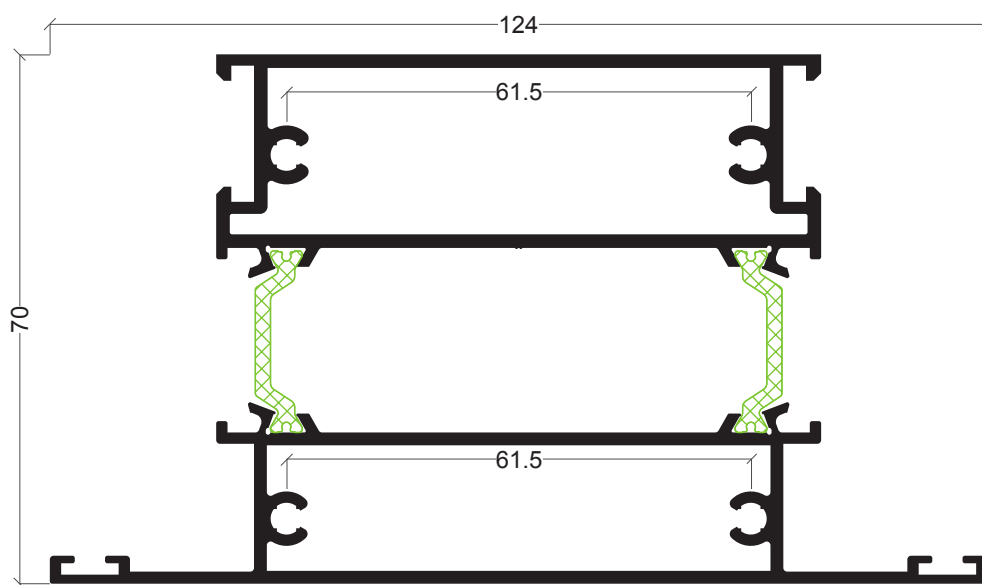
A1-46
Pingadeira janela



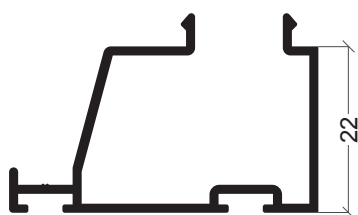
AJi-01
Travessa



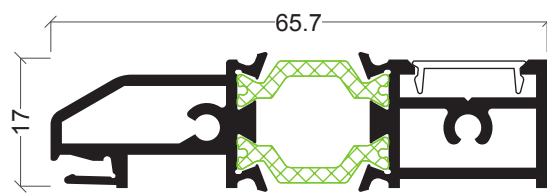
AJi-06
Travessa



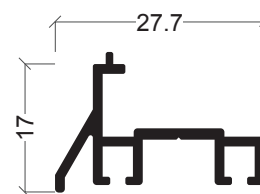
AJi-12
Travessa



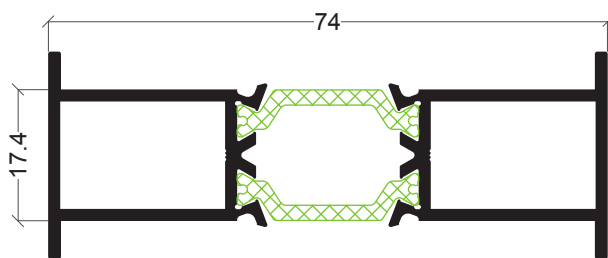
AJi-82
Bite remate



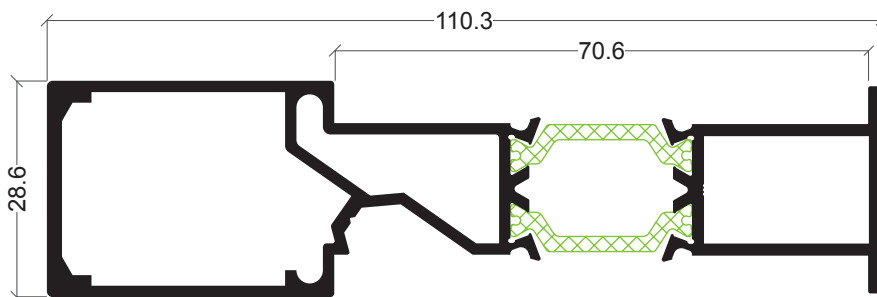
AJi-63
Remate inferior porta



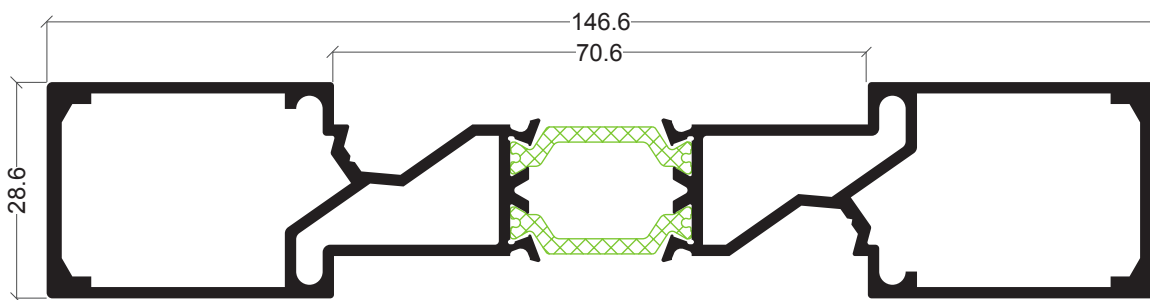
AJi-62
Pingadeira inferior porta sacada



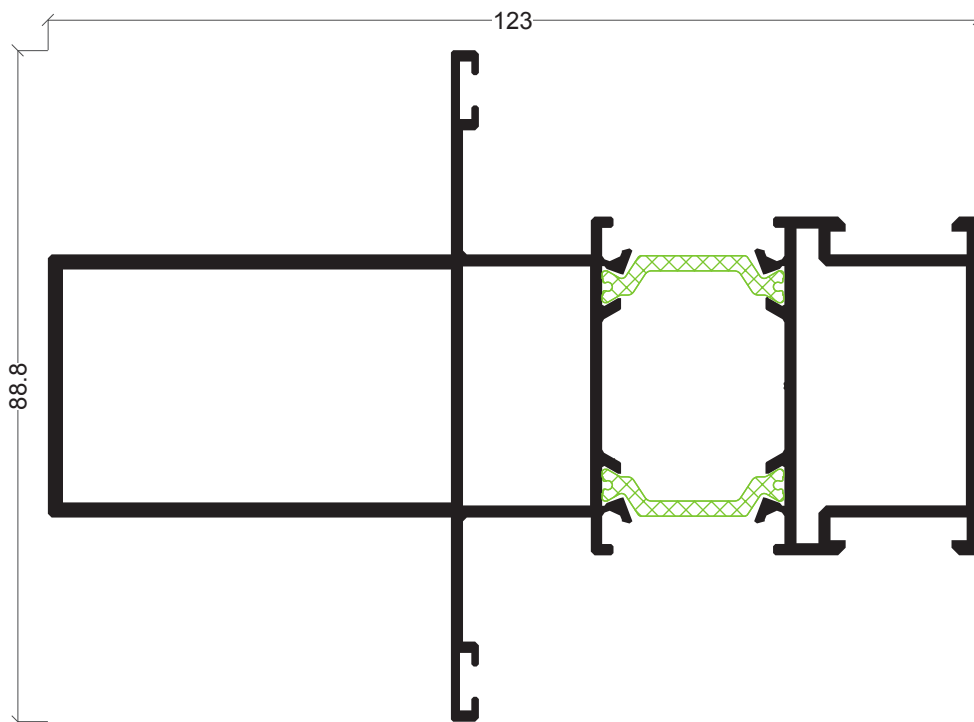
AJi-21
União de aros



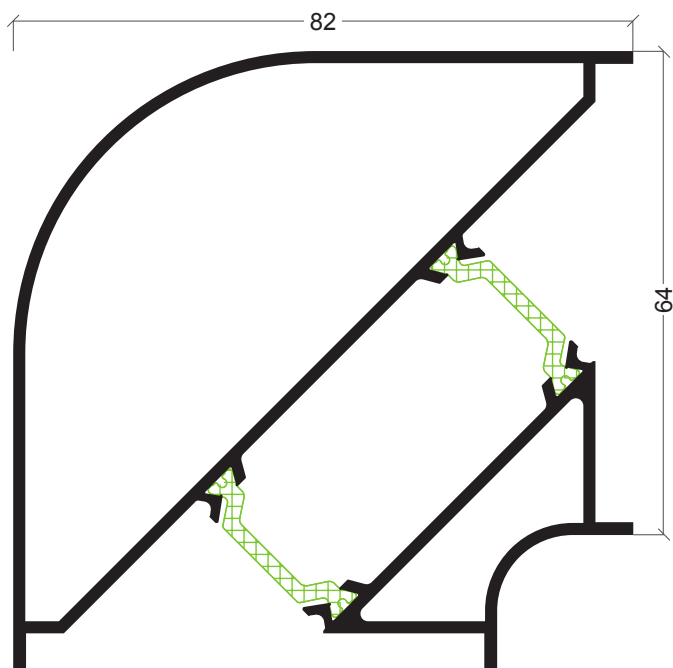
AJi-65
União de aros



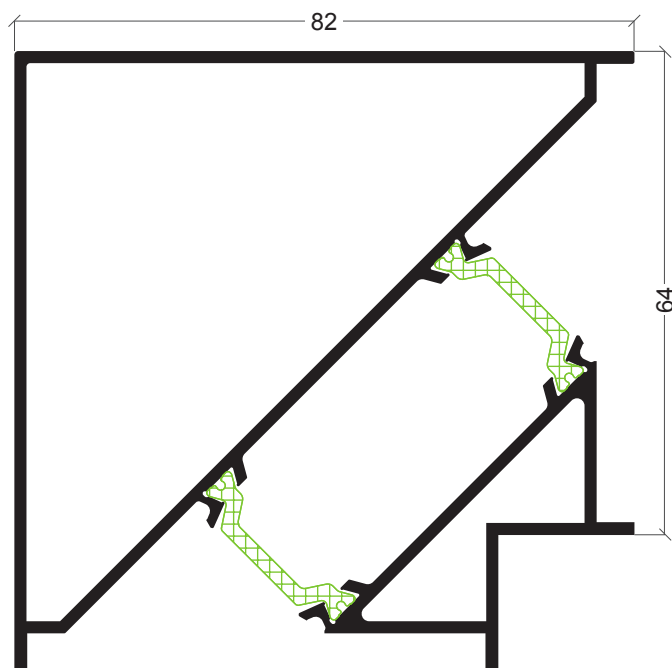
AJi-67
União de aros



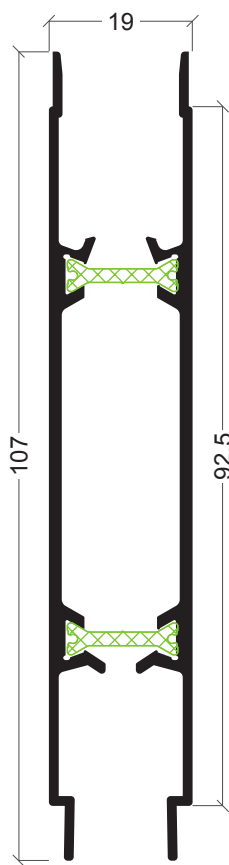
AJi-79
Montante reto



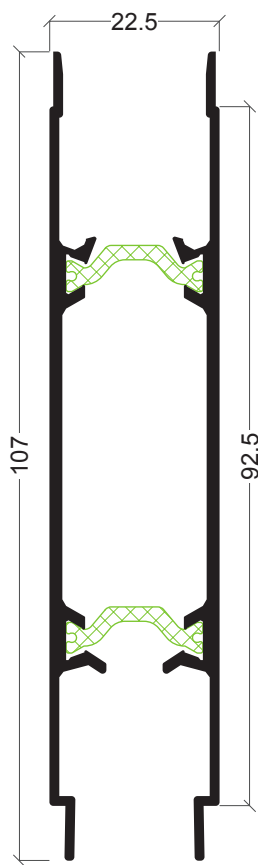
ARI-16
Esquina 90°



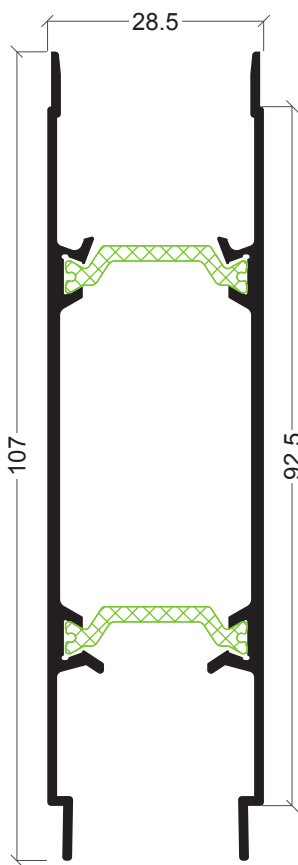
ARI-64
Esquina 90°



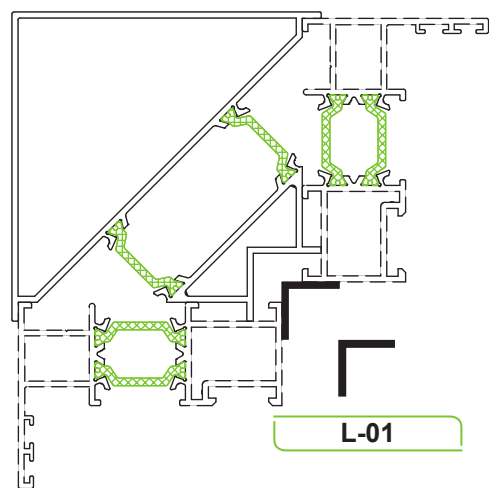
W-15



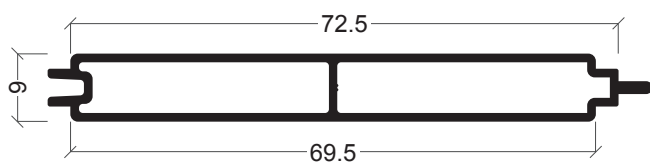
W-18



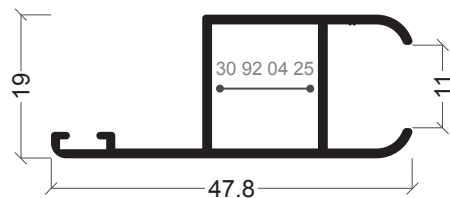
W-20



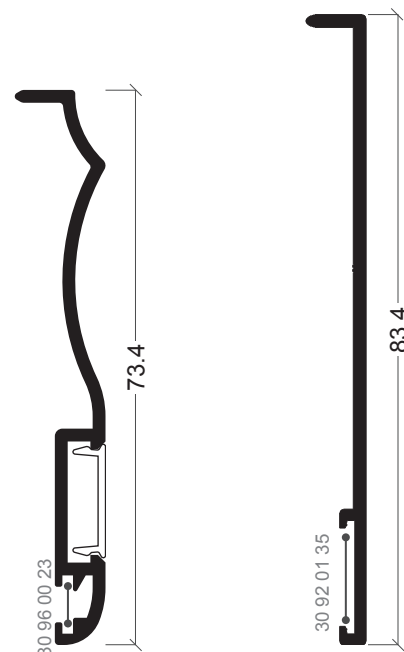
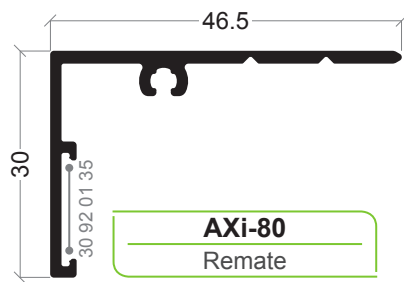
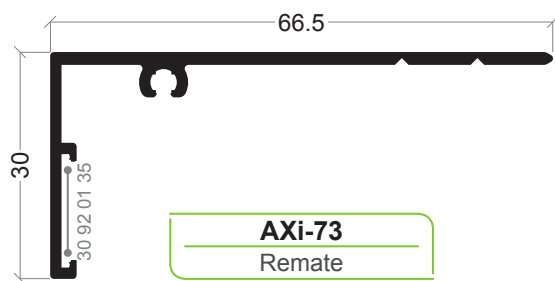
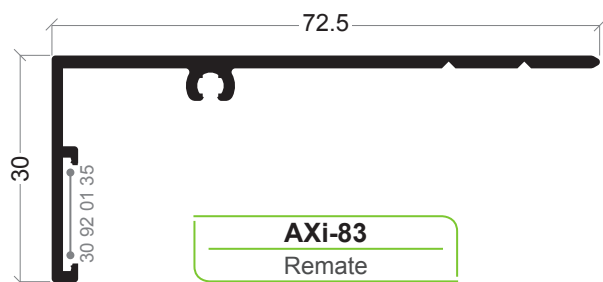
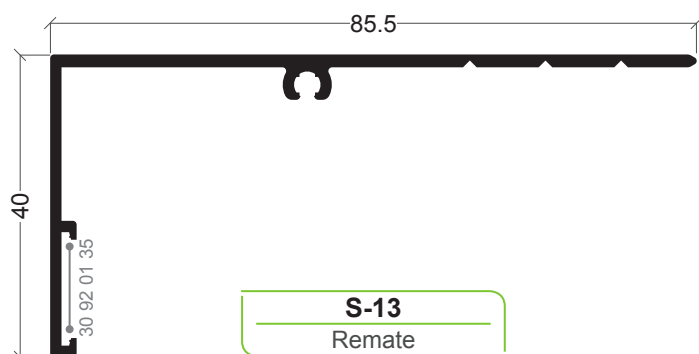
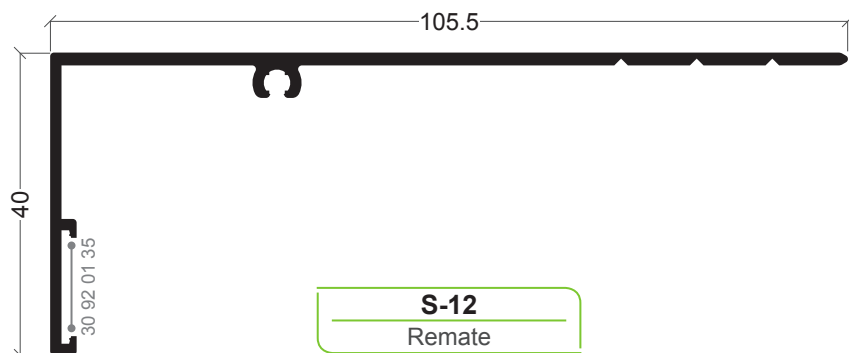
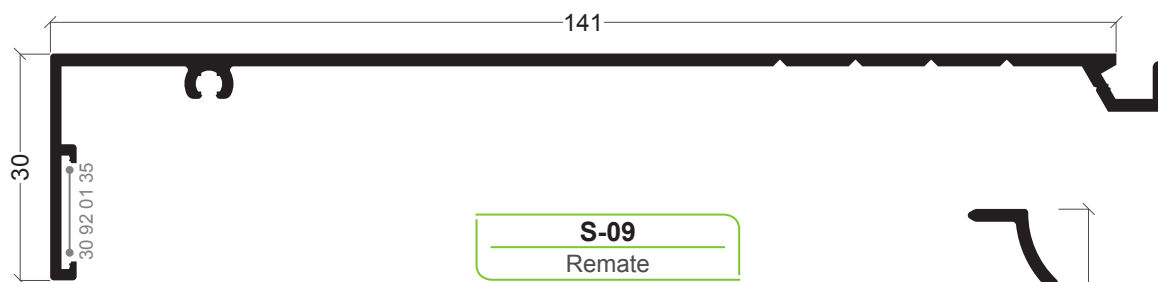
L-01



W-23
Régua tapa-luz

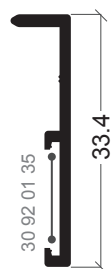


AZ-22
Tapa-luz



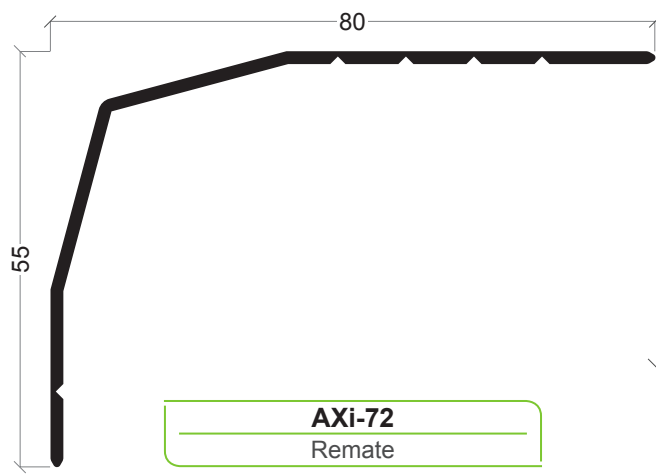
S-18
Remate

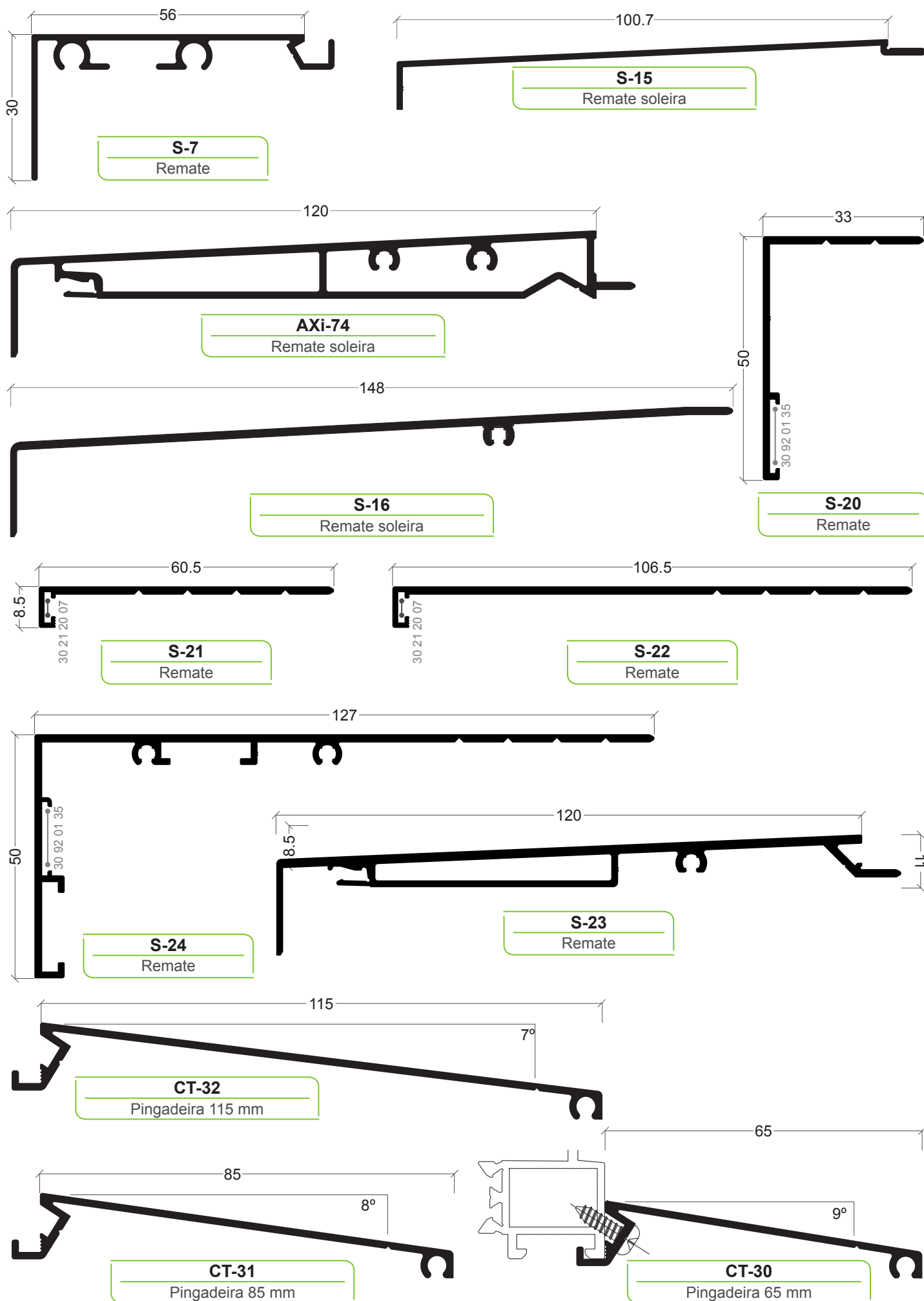
S-14
Remate

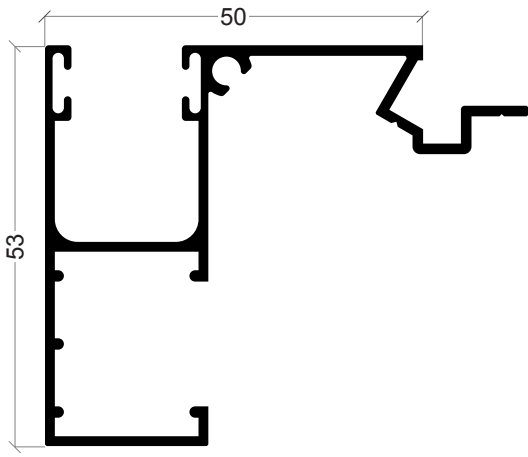


AXi-88
Complemento remate

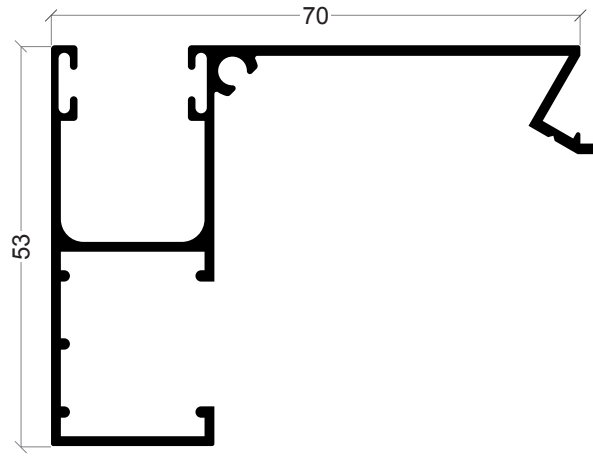
AXi-91
Complemento remate



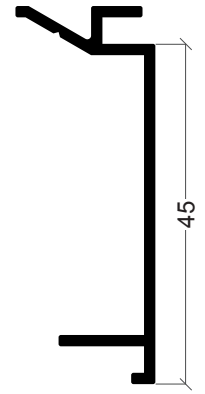




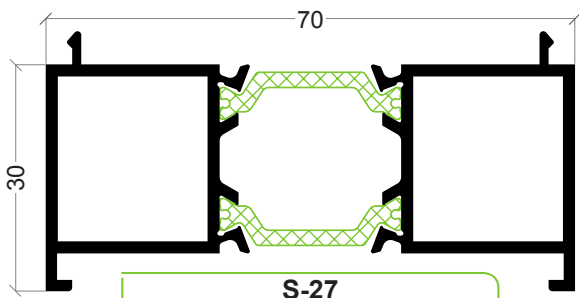
S-25
Calha para estore



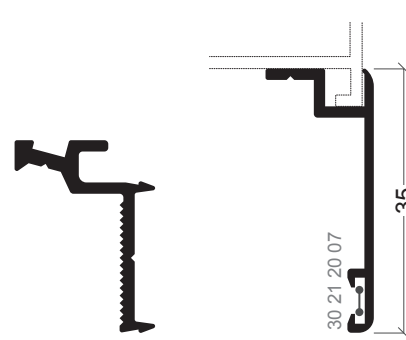
S-26
Calha para estore



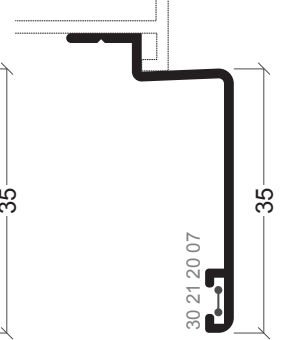
S-32
Remate interior 45 mm



S-27
Perfil de ligação

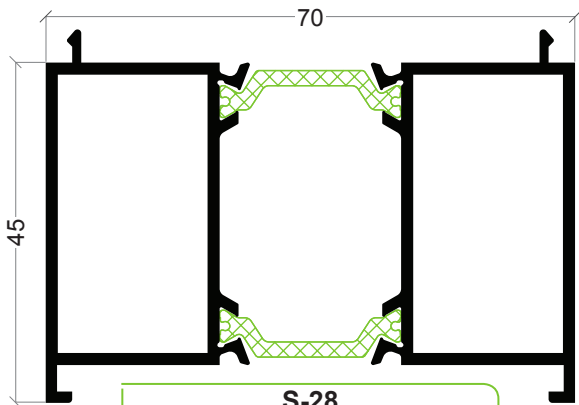


ARi-24
Mola tapa juntas



ARi-31
Tapa juntas

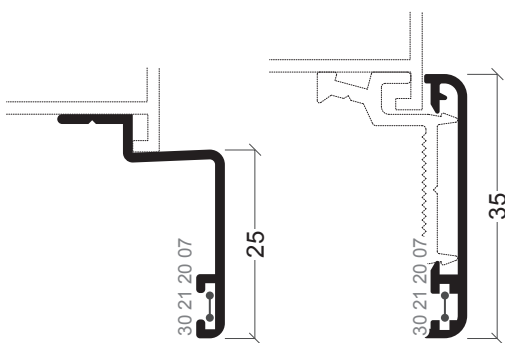
ARi-37
Tapa juntas



S-28
Perfil de ligação

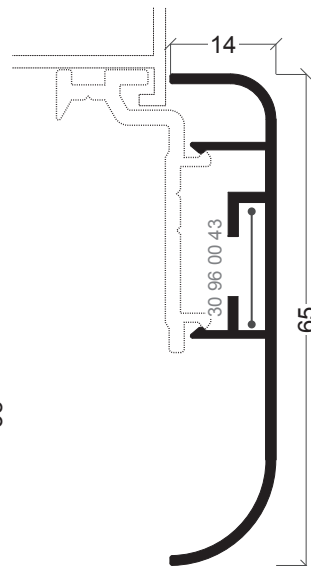


ARi-26
Mola tapa juntas

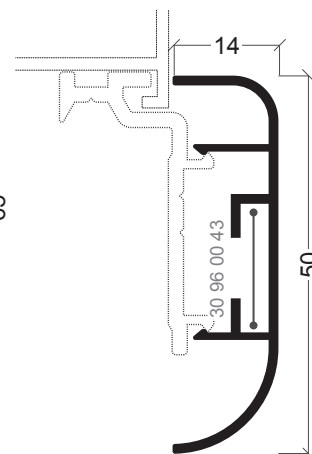


ARi-66
Tapa juntas

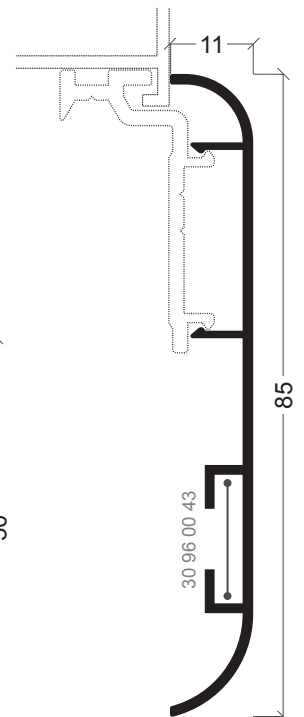
ARi-30
Tapa juntas



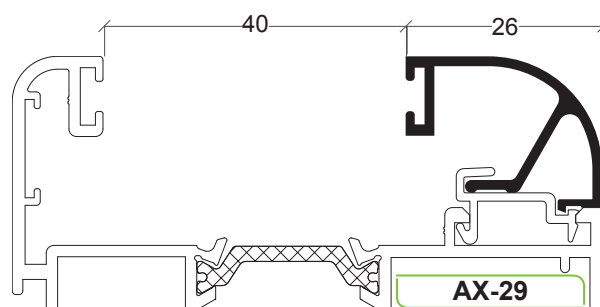
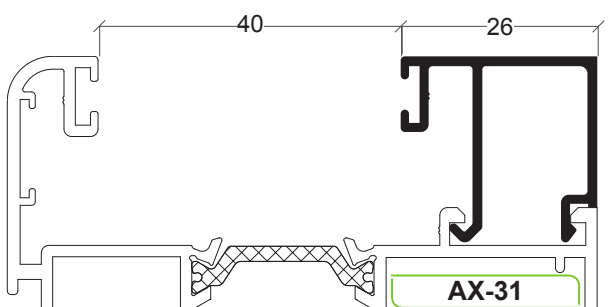
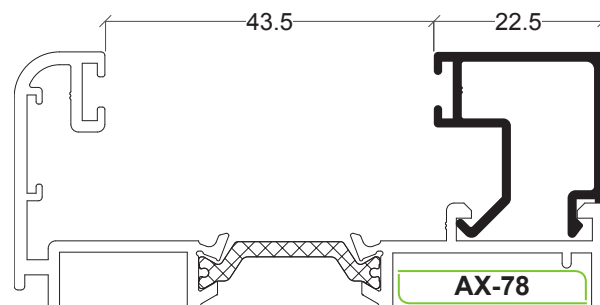
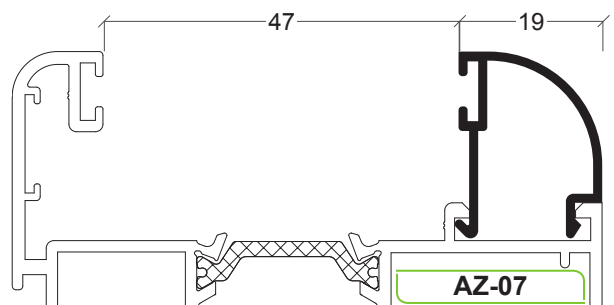
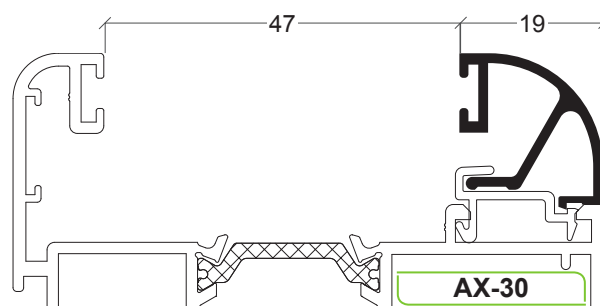
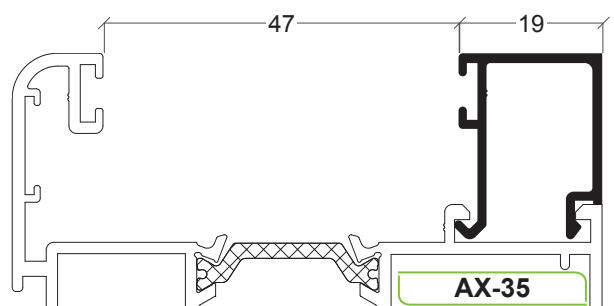
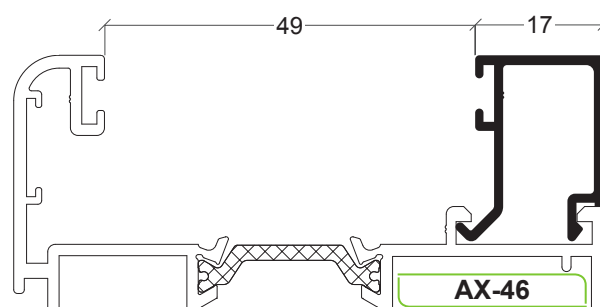
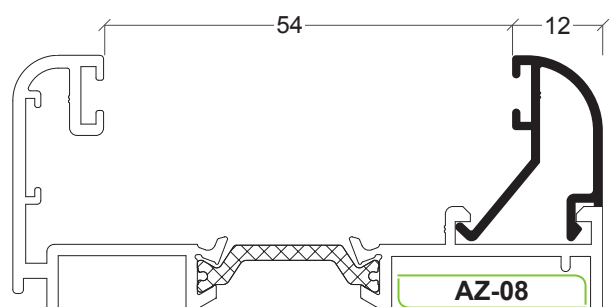
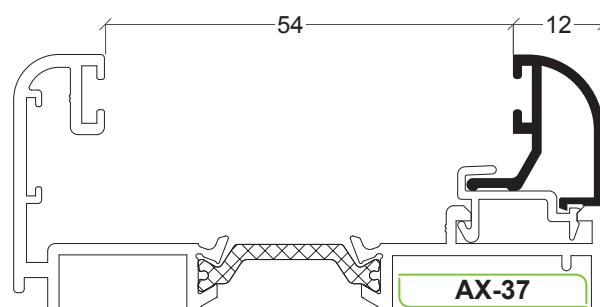
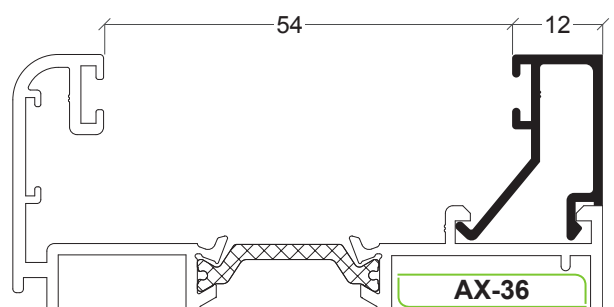
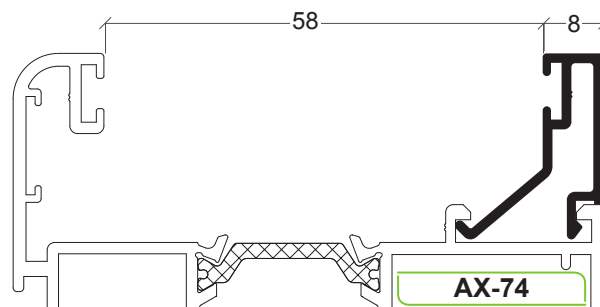
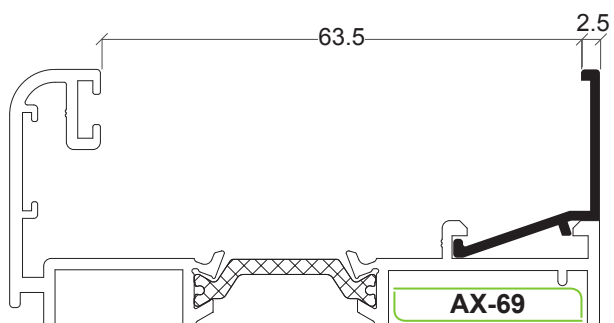
ARi-34
Tapa juntas

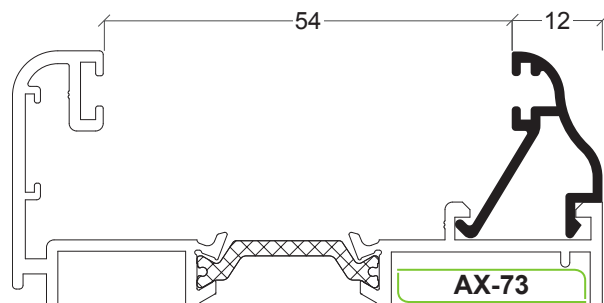
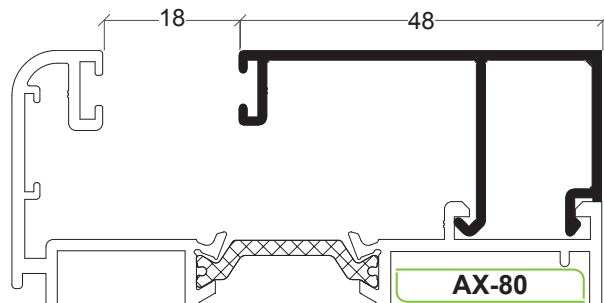
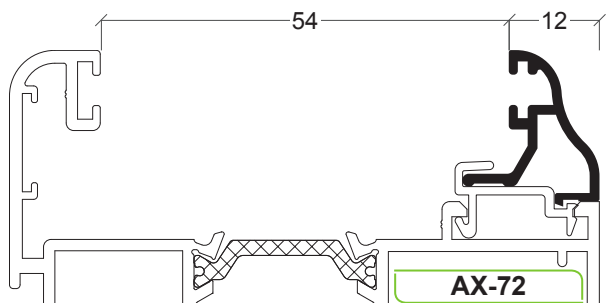
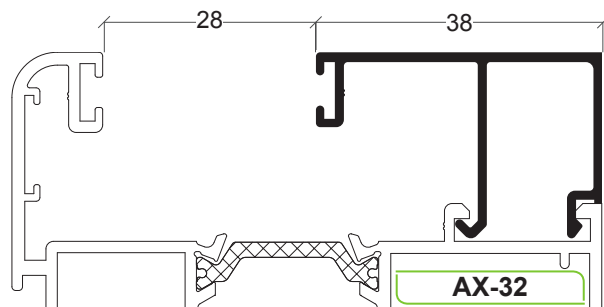
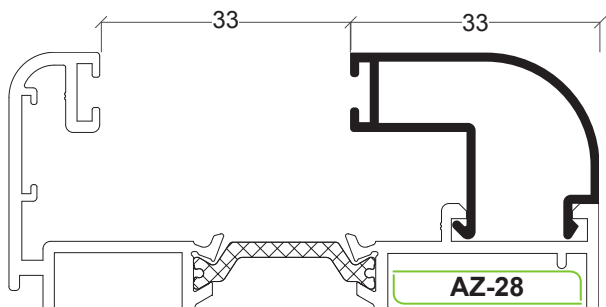
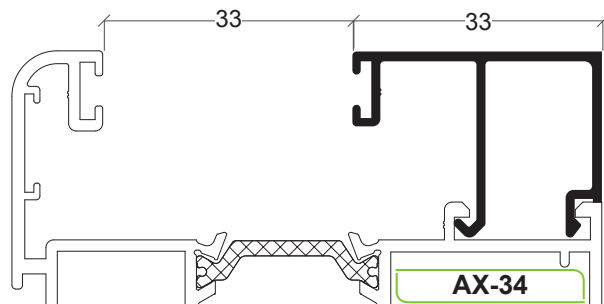
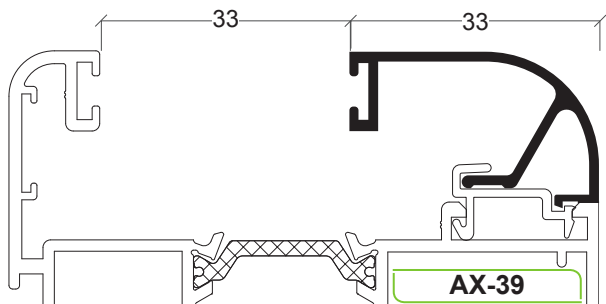
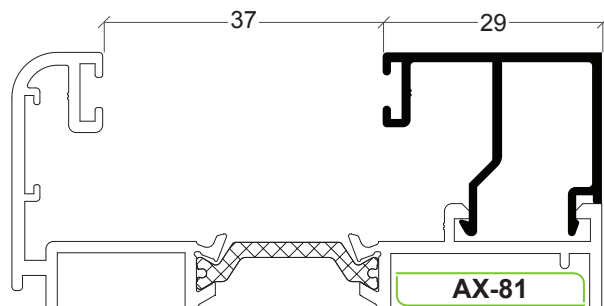
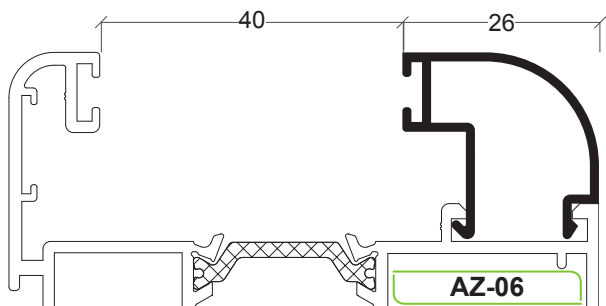


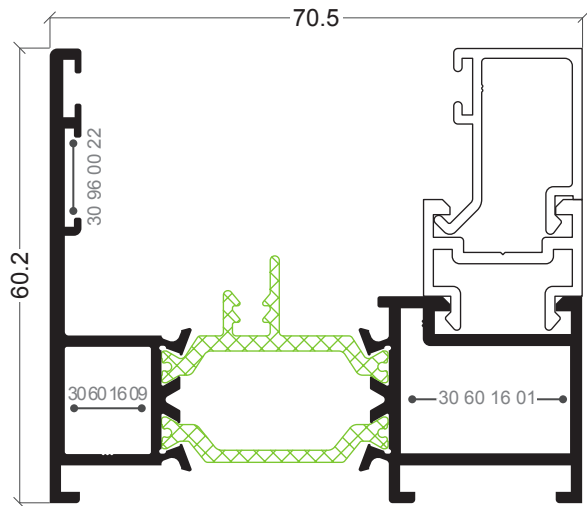
ARi-27
Tapa juntas



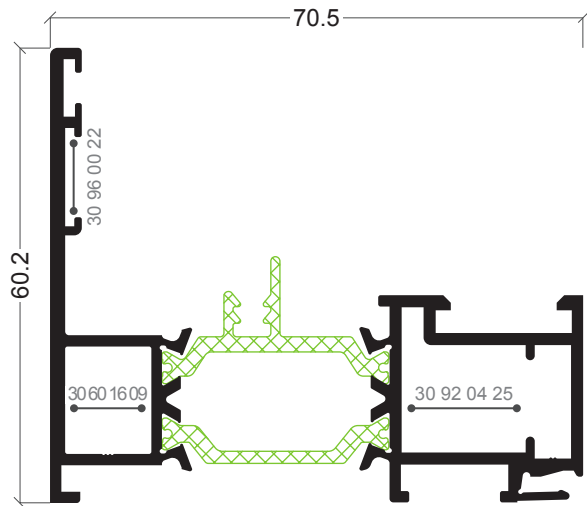
ARi-28
Tapa juntas



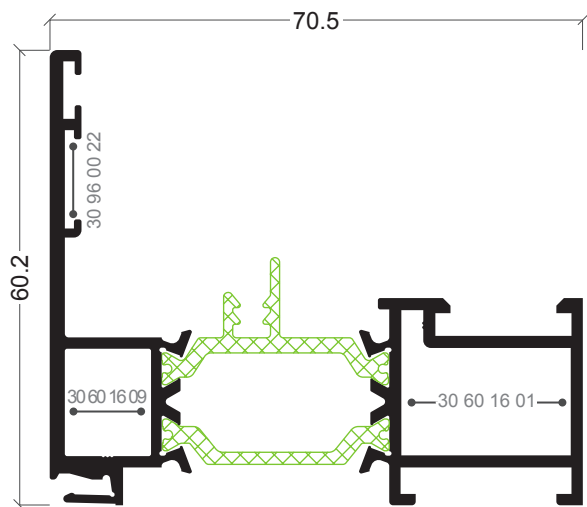




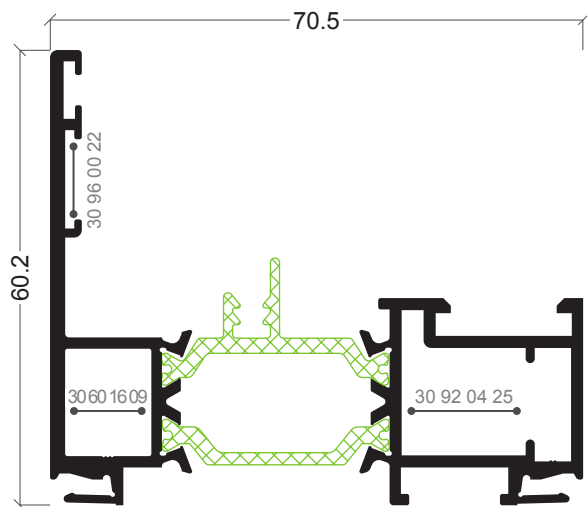
AJi-103
Aro fixo



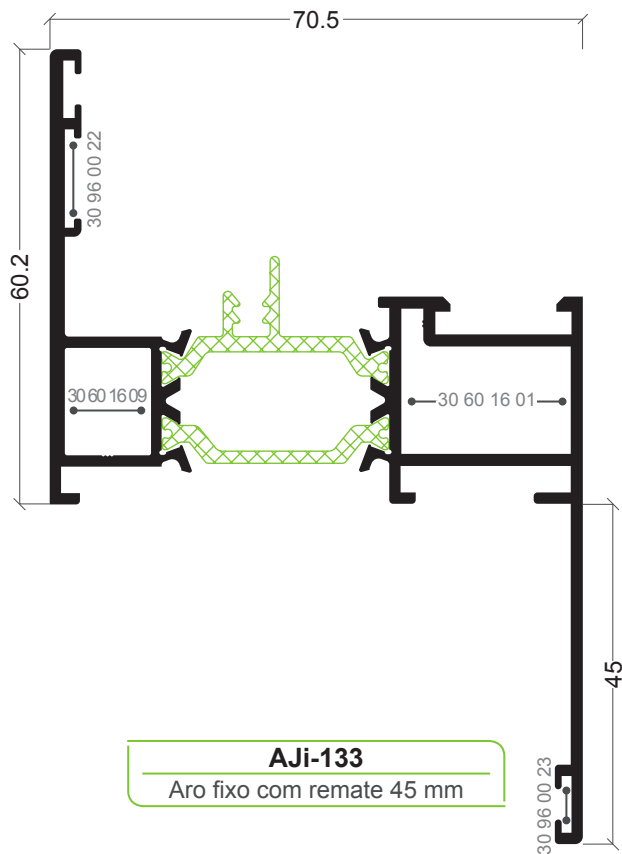
AJi-191
Aro fixo



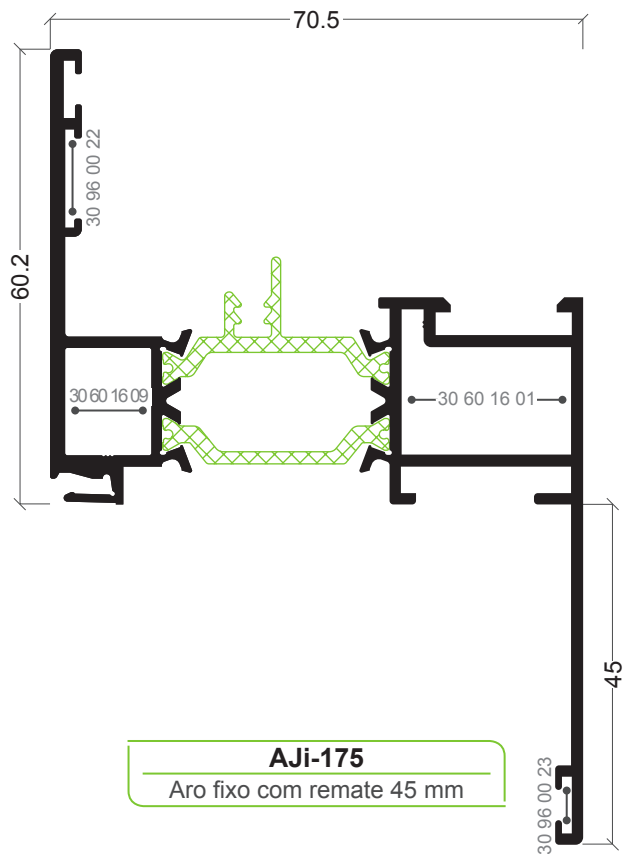
AJi-176
Aro fixo



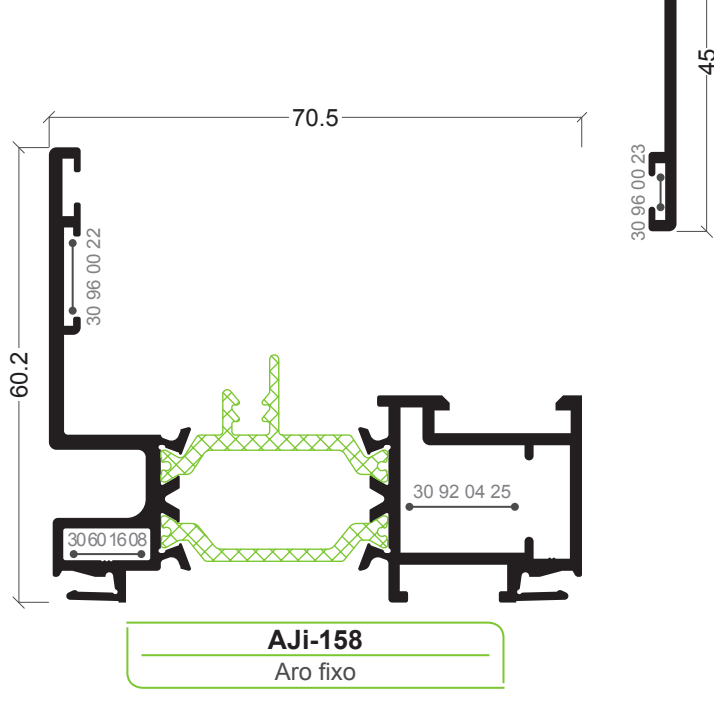
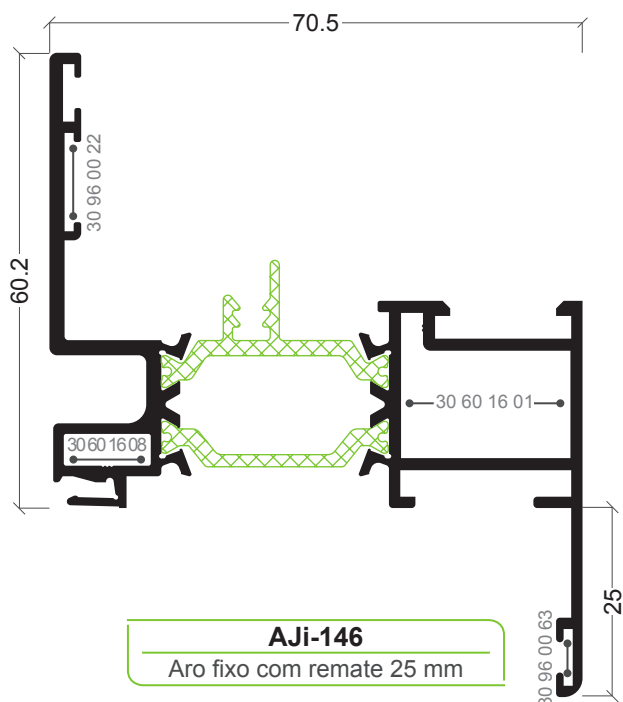
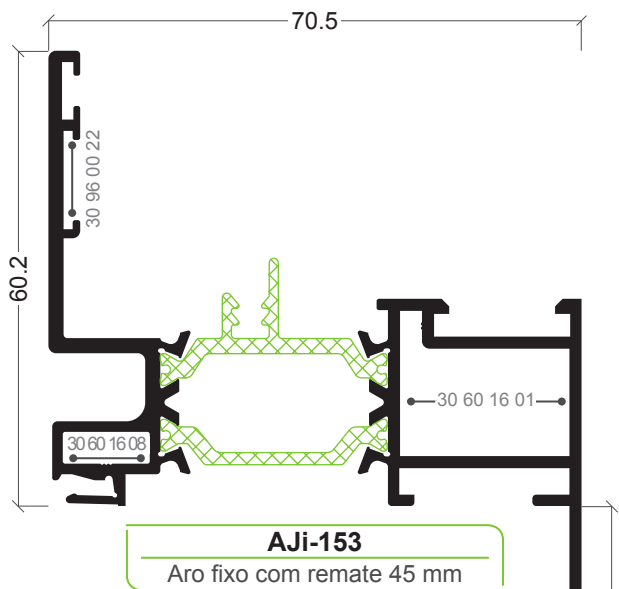
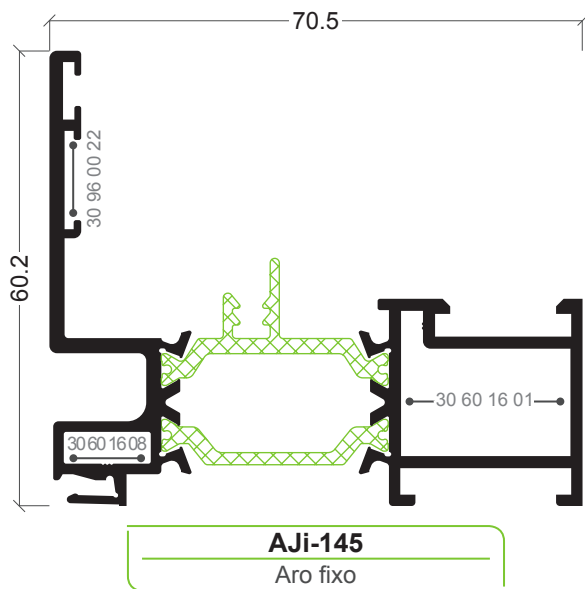
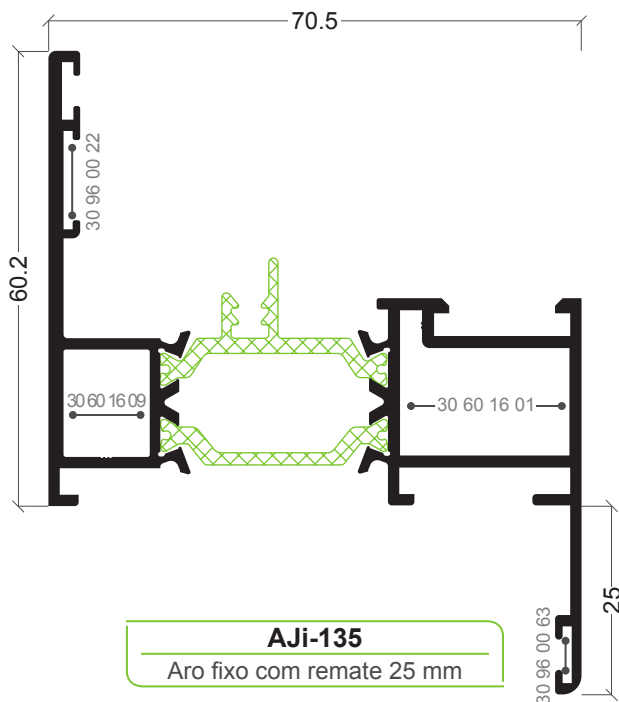
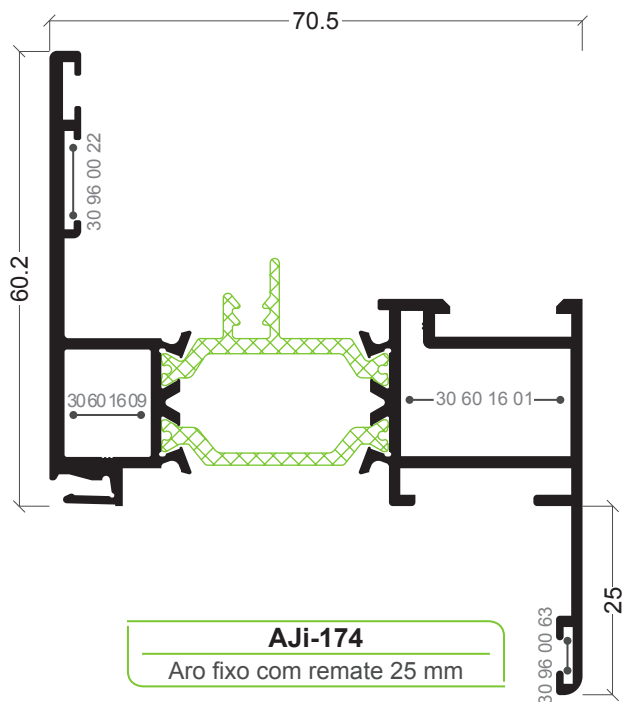
AJi-180
Aro fixo

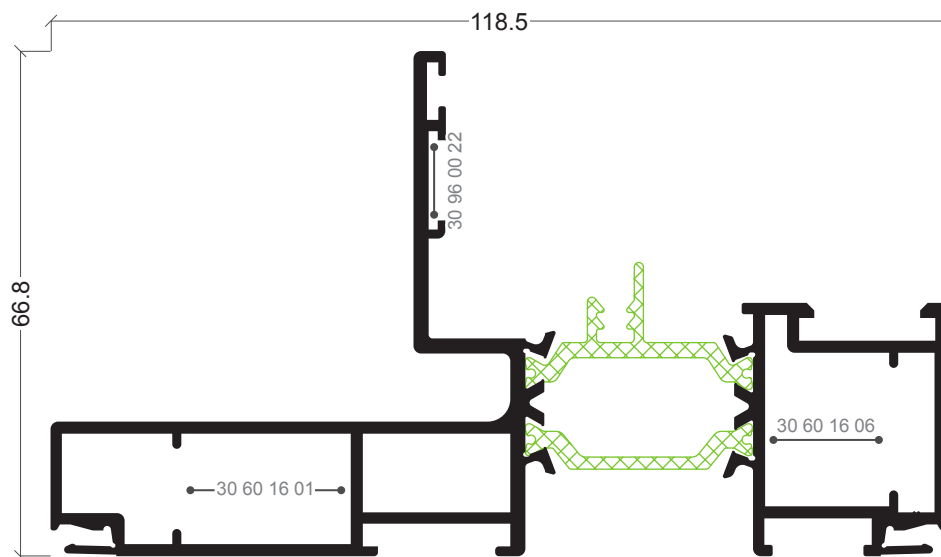


AJi-133
Aro fixo com remate 45 mm

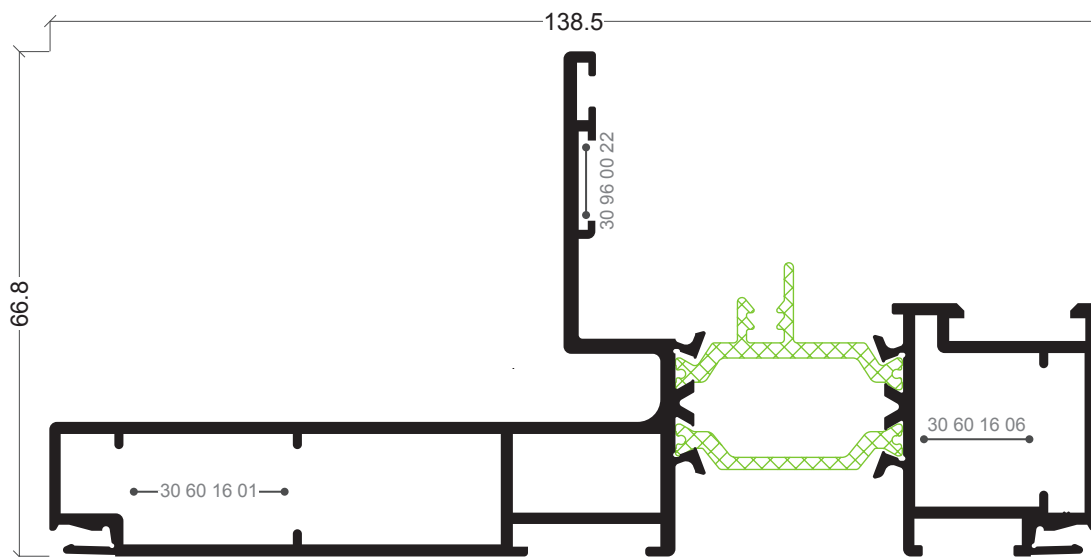


AJi-175
Aro fixo com remate 45 mm

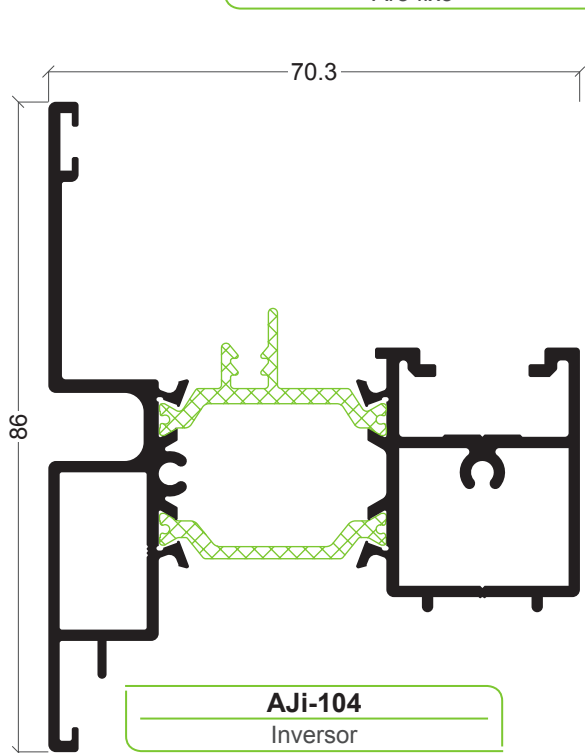




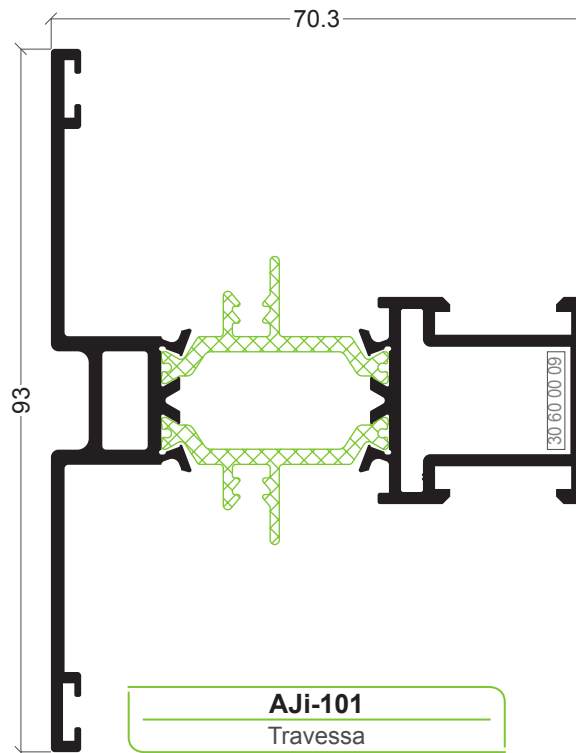
AJi-127
Aro fixo



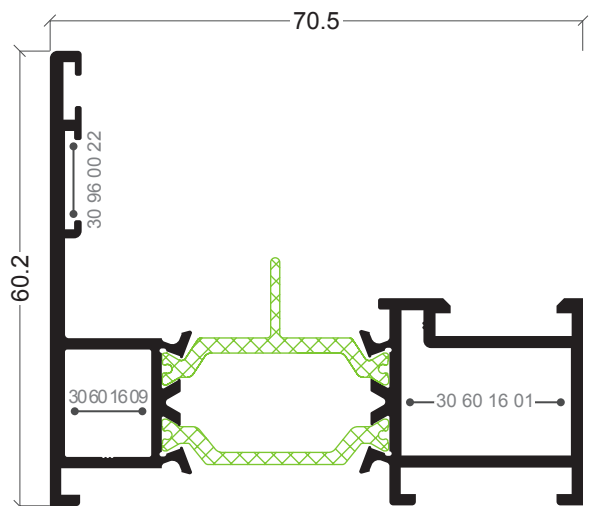
AJi-139
Aro fixo



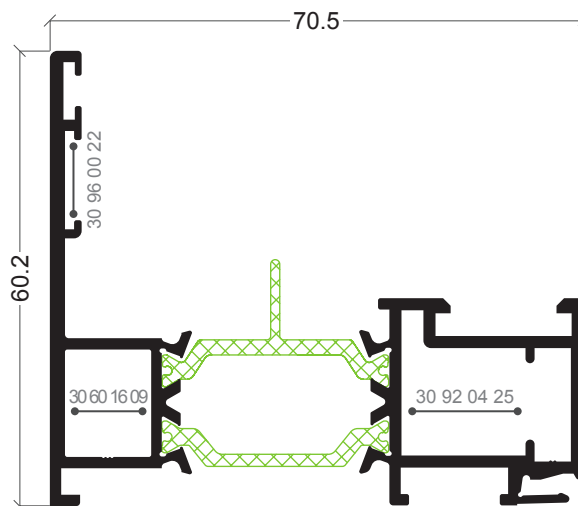
AJi-104
Inversor



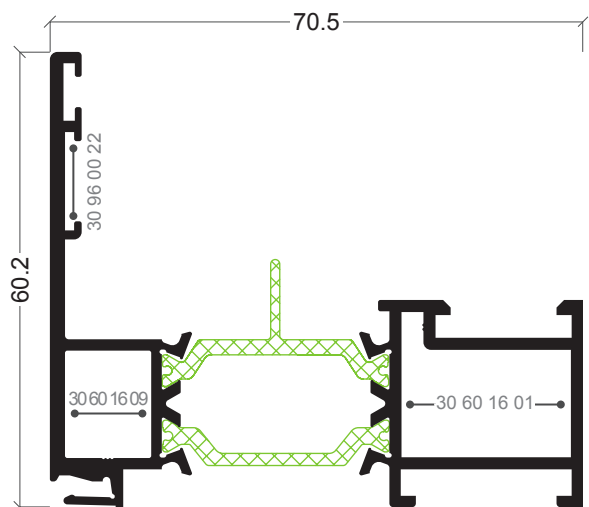
AJi-101
Travessa



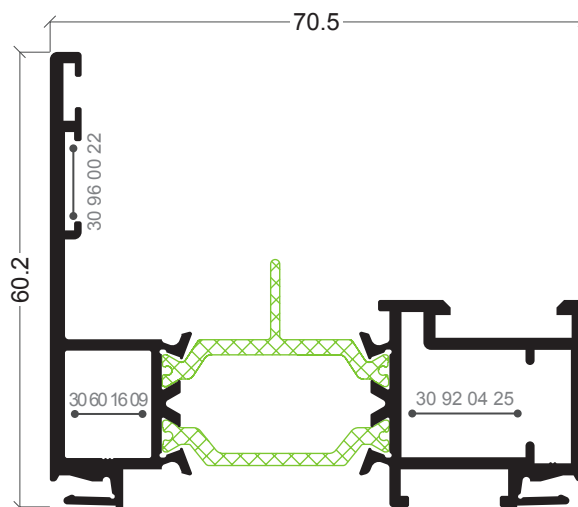
AJi-203
Aro fixo



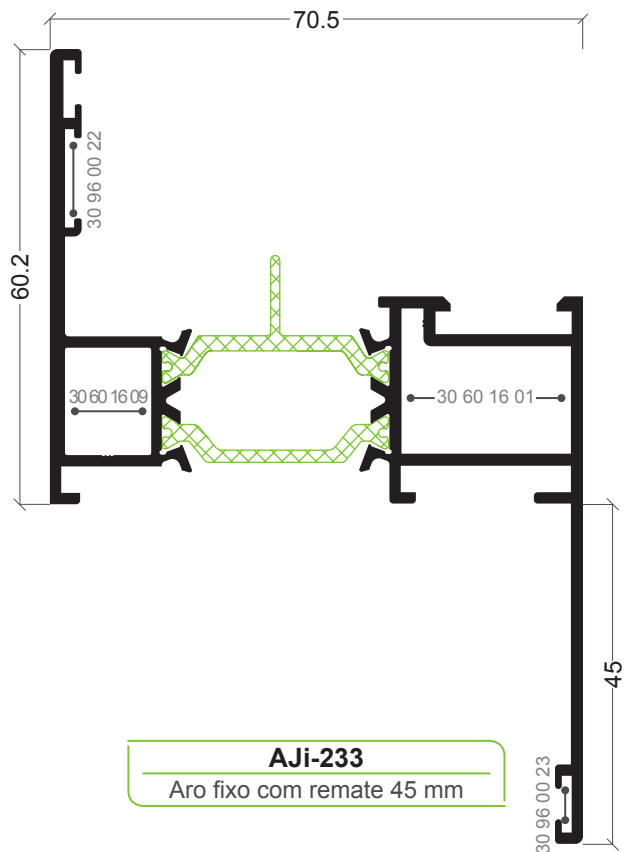
AJi-291
Aro fixo



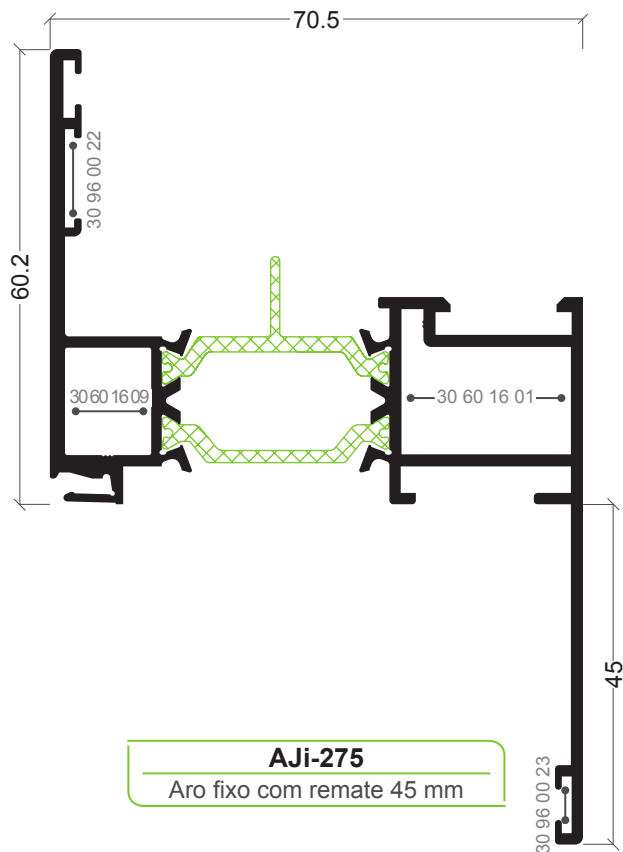
AJi-276
Aro fixo



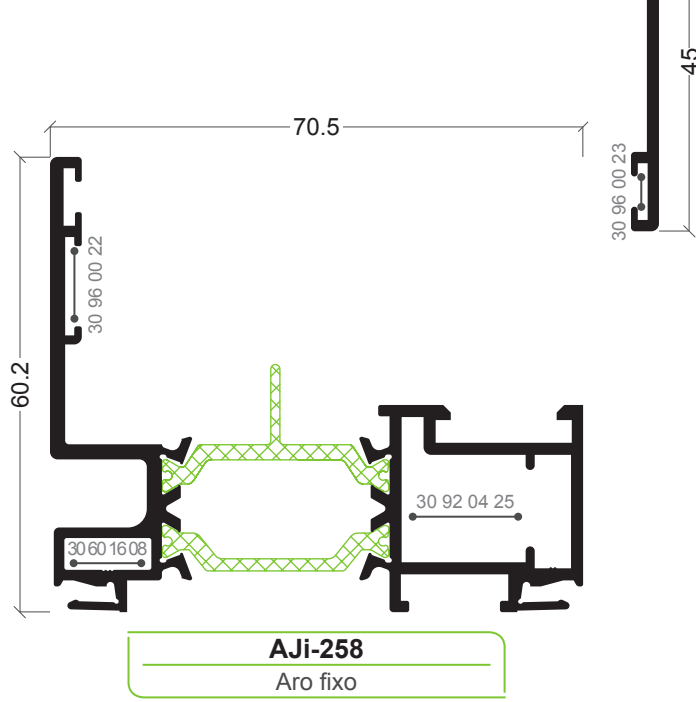
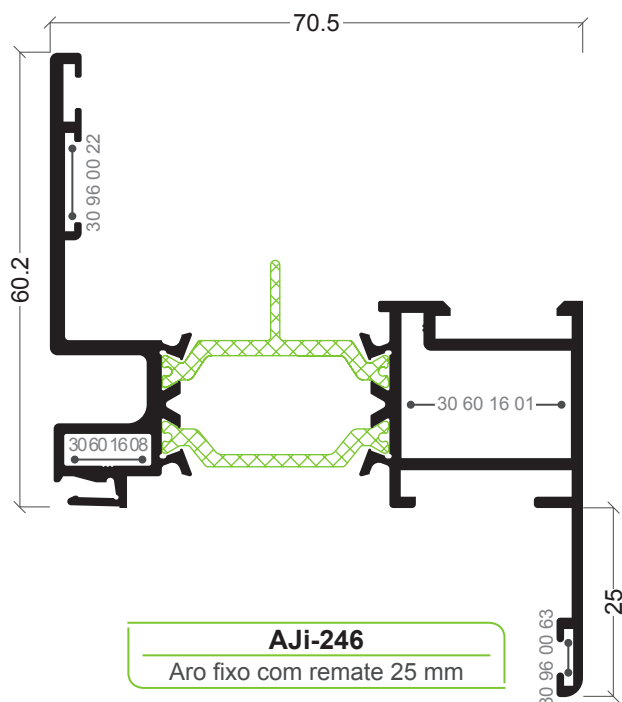
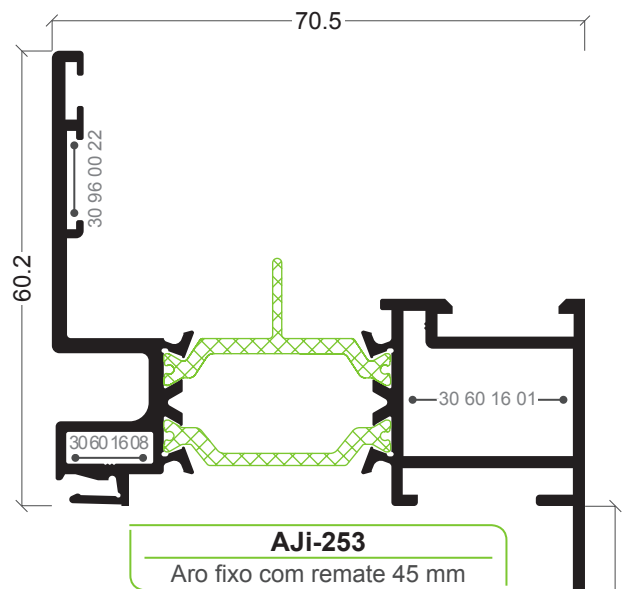
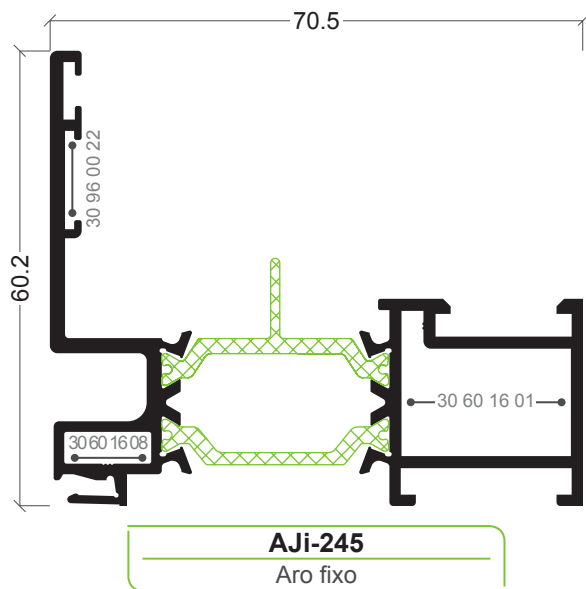
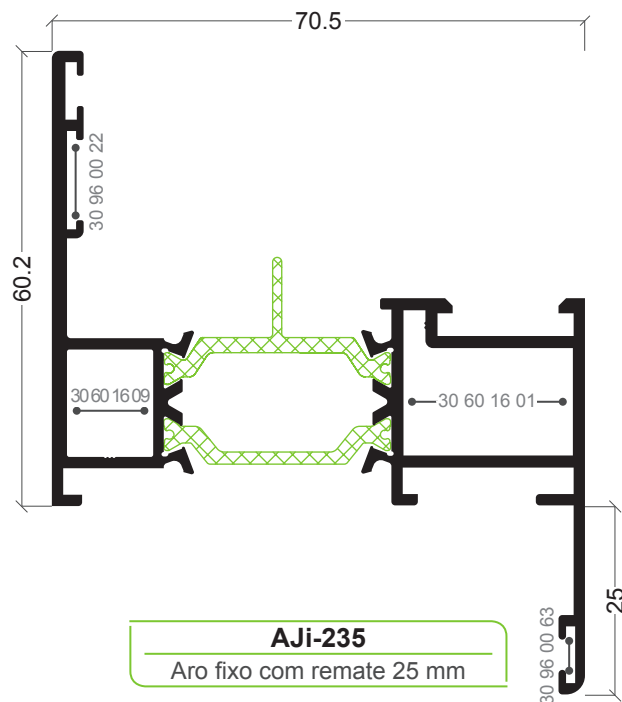
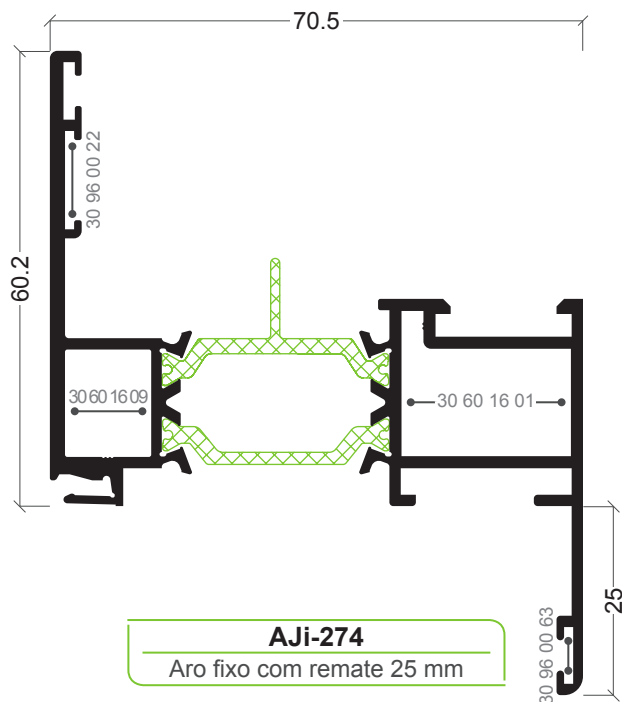
AJi-280
Aro fixo

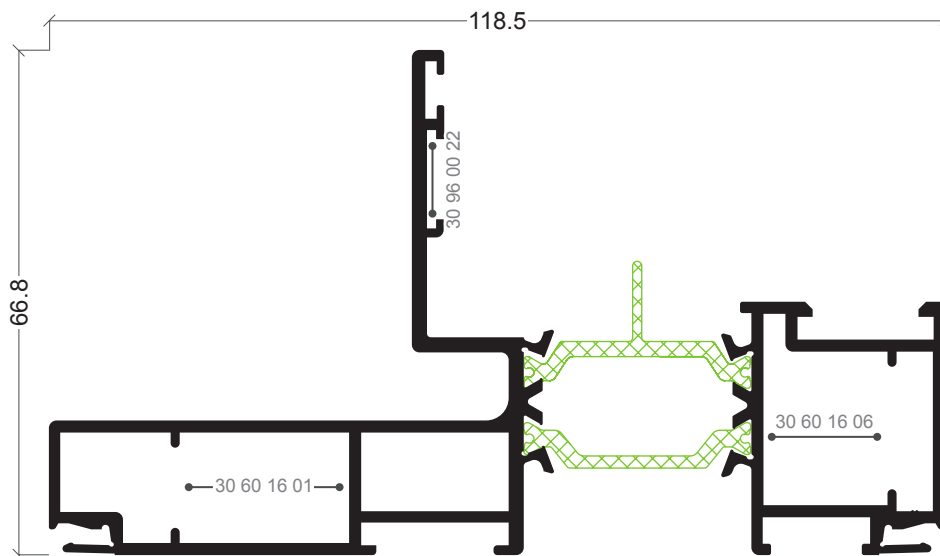


AJi-233
Aro fixo com remate 45 mm

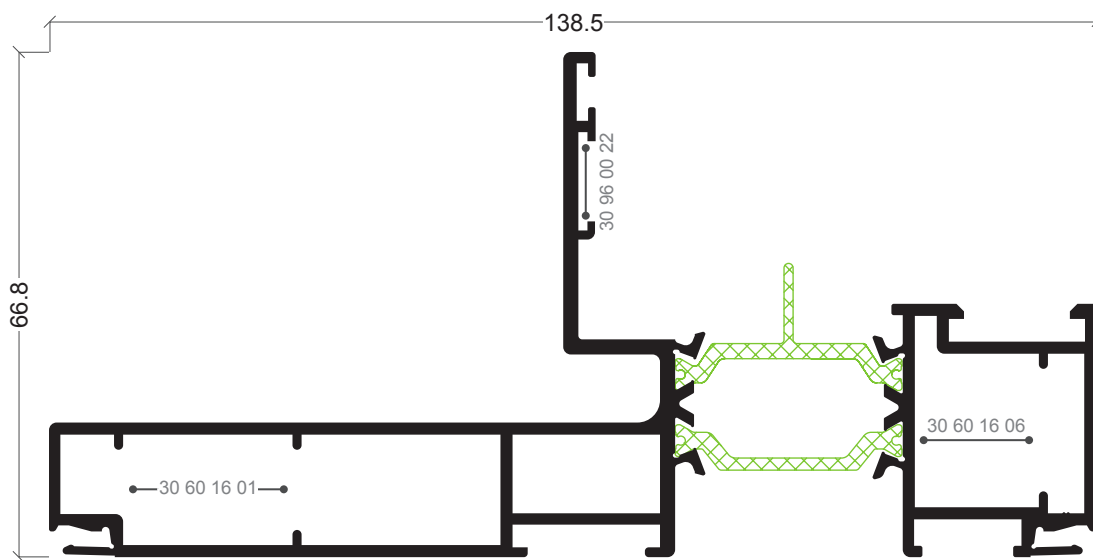


AJi-275
Aro fixo com remate 45 mm

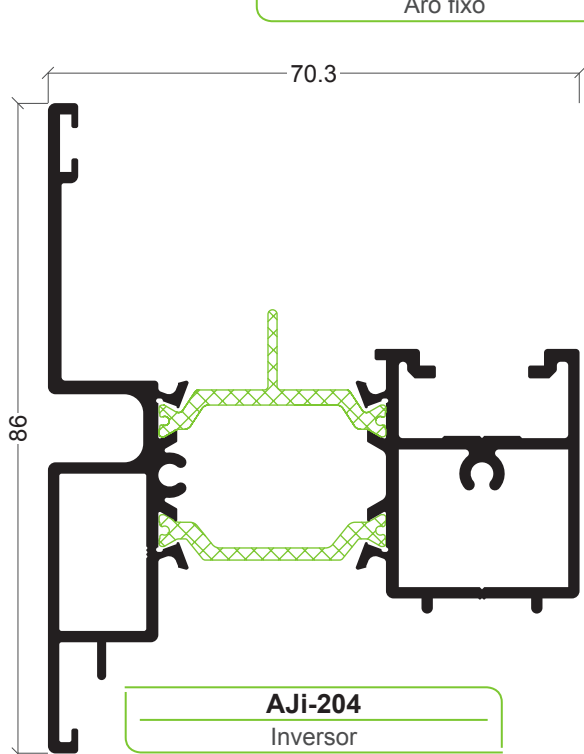




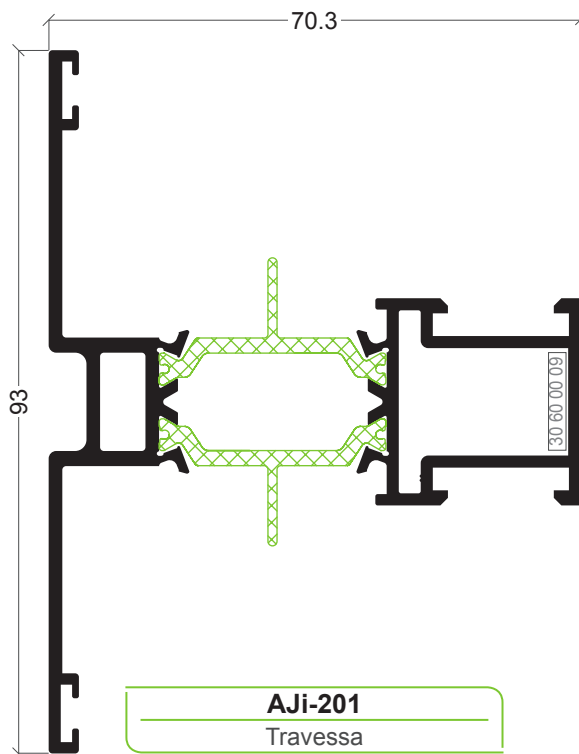
AJi-227
Aro fixo



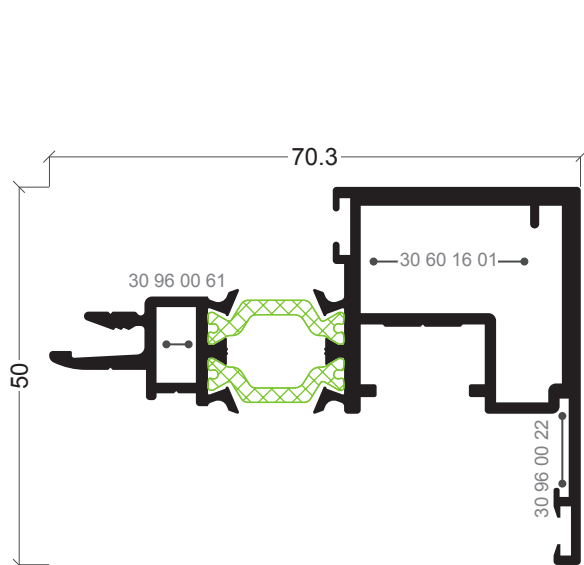
AJi-239
Aro fixo



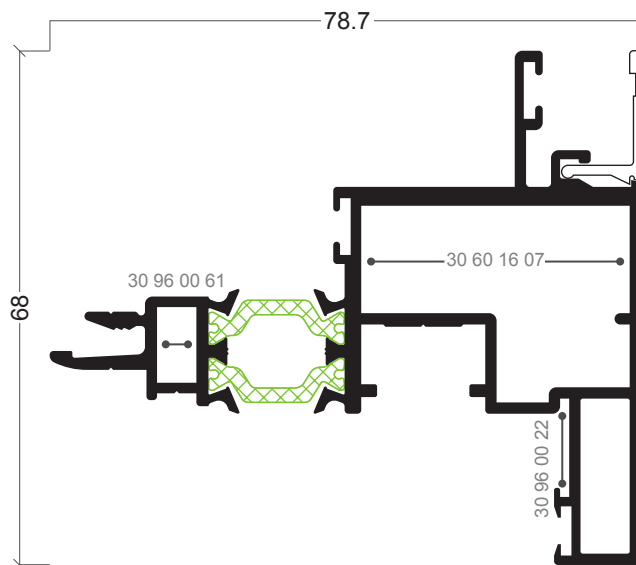
AJi-204
Inversor



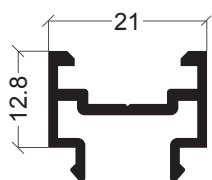
AJi-201
Travessa



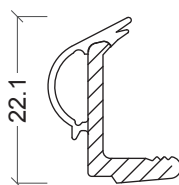
AJi-178
Aro móvel folha oculta



AJi-170
Aro móvel folha oculta ventilada



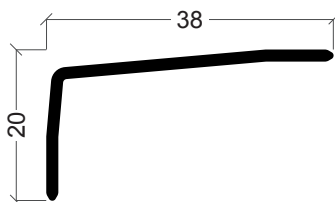
AJi-177
Suplemento bite



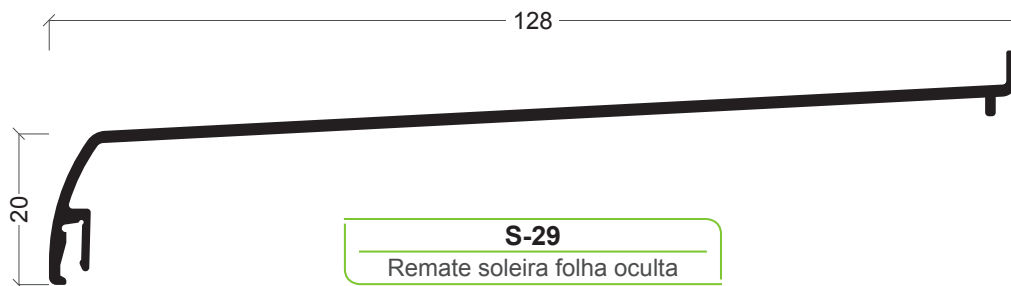
AJi-148
Bite em polímero exterior



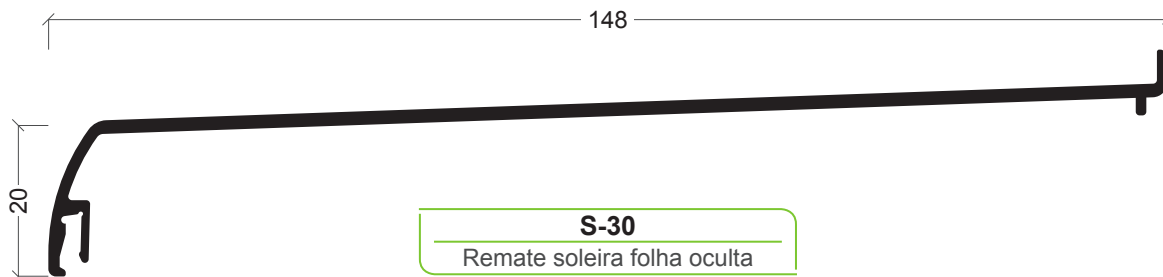
ARi-47
Bite em alumínio interior



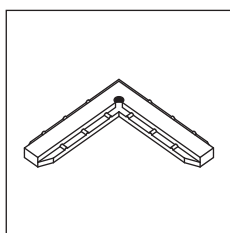
S-31
Remate soleira



S-29
Remate soleira folha oculta

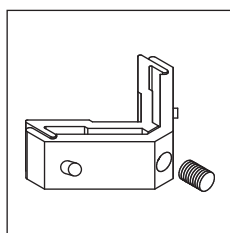


S-30
Remate soleira folha oculta



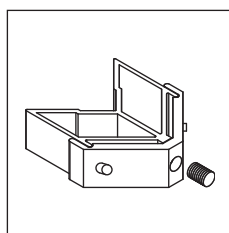
30 21 20 07

Esquadro de alinhamento



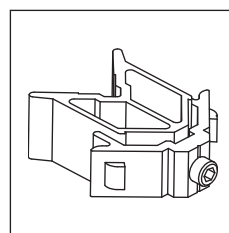
30 60 00 01

Esquadro exterior janela



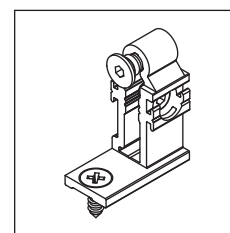
30 60 00 02

Esquadro exterior porta



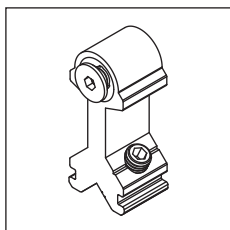
30 60 00 03

Esquadro interior porta fixo com clip



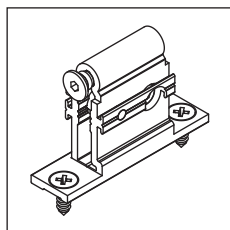
30 60 00 08

União travessa exterior pequena fixo



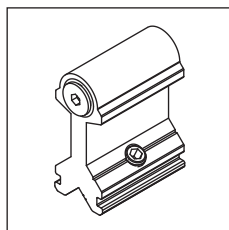
30 60 00 09

União travessa exterior pequena



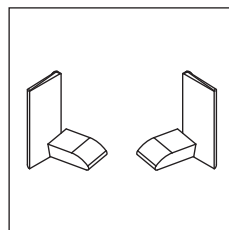
30 60 00 10

União travessa exterior grande fixo/móvel



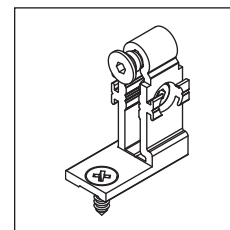
30 60 00 11

União travessa interior grande



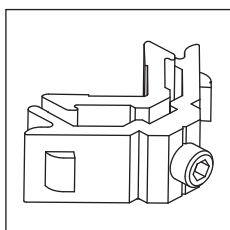
30 60 00 13

Conjunto topos AJi-62 preto



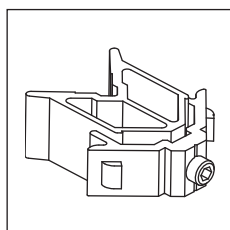
30 60 00 16

União travessa exterior pequena móvel



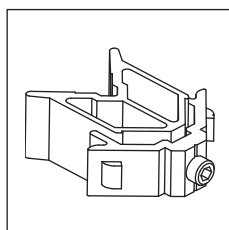
30 60 16 01

Esquadro interior janela



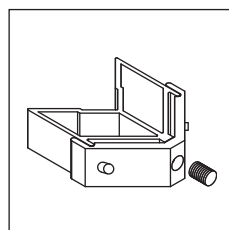
30 60 16 02

Esquadro interior porta



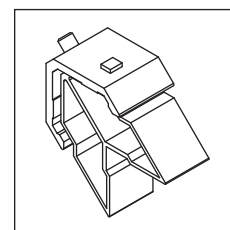
30 60 16 03

Esquadro interior aro fixo (AJi-113)



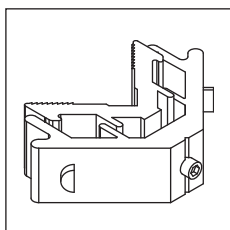
30 60 16 04

Esquadro exterior móvel porta entrada



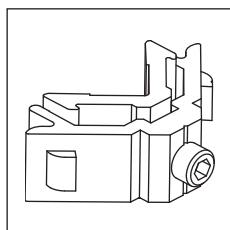
30 60 16 05

Esquadro interior móvel porta entrada



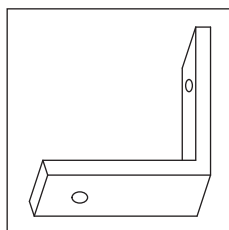
30 60 16 06

Esquadro interior fixos (AJi-127/227/139/239)



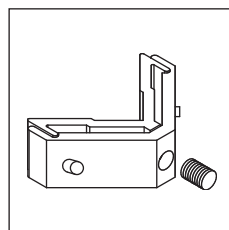
30 60 16 07

Esquadro interior janela aro móvel (AJi-170)



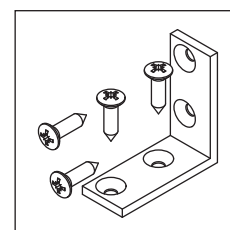
30 60 16 08

Esquadro pequeno exterior janela oculta fixo



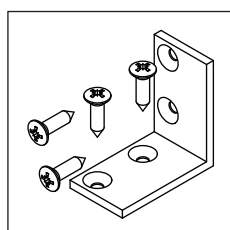
30 60 16 09

Esquadro exterior janela oculta fixo



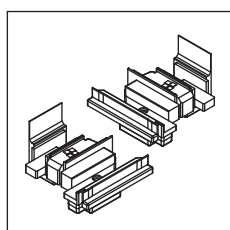
30 60 16 10

União travessa exterior (AJi-101)



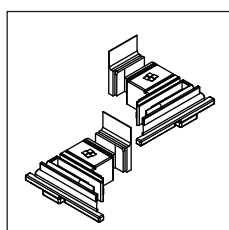
30 60 16 11

União travessa exterior (AJi-201)



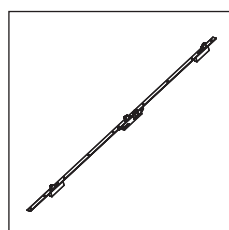
30 60 16 12

Conjunto topos inversor AJi canal 16



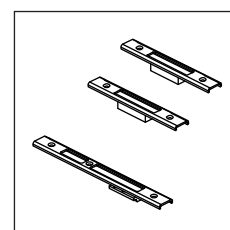
30 60 16 14

Conjunto topos inversor AJi canal 16 folha oculta



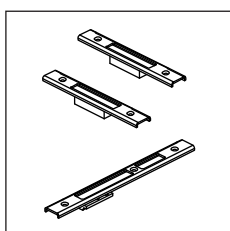
30 60 16 20

Fechadura 3 pontos (35 mm)



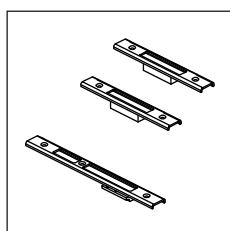
30 60 16 21

Conjunto chapa-testas direitas para aro fixo



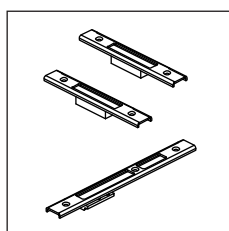
30 60 16 22

Conjunto chapa-testas esquerdas para aro fixo



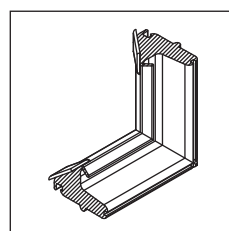
30 60 16 23

Conjunto chapa-testas direitas para inversor



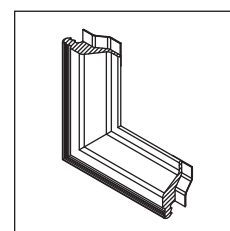
30 60 16 24

Conjunto chapa-testas esquerdas para inversor



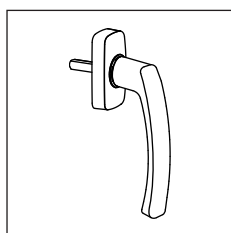
30 60 16 31

Canto vulcanizado



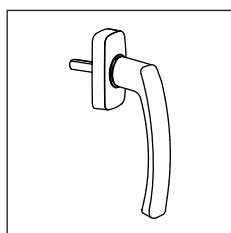
30 60 16 33

Canto vulcanizado folha oculta



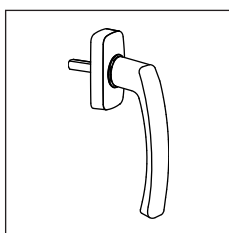
30 60 16 40/41

Puxador de alumínio
branco/preto



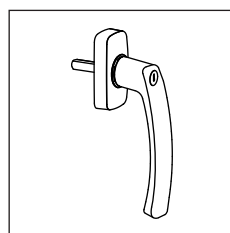
30 60 16 42/43

Puxador de alumínio
2 ac/champ ac



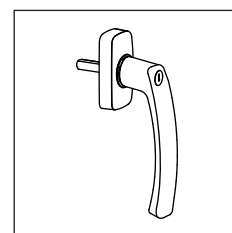
30 60 16 44

Puxador de alumínio
inox ac



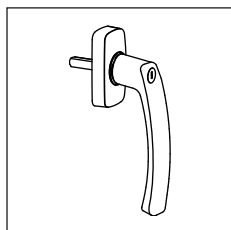
30 60 16 45/46

Puxador com chave de
alumínio branco/preto



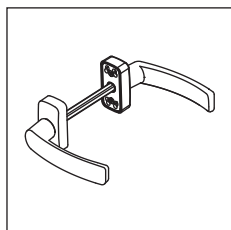
30 60 16 47/48

Puxador com chave de
alumínio 2 ac/champ ac



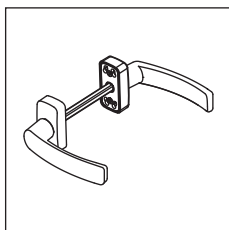
30 60 16 49

Puxador com chave de
alumínio inox ac



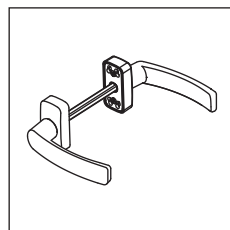
30 60 16 50/51

Puxador duplo de
alumínio branco/preto



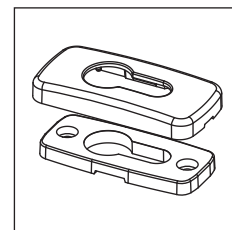
30 60 16 52/53

Puxador duplo de
alumínio 2 ac/champ ac



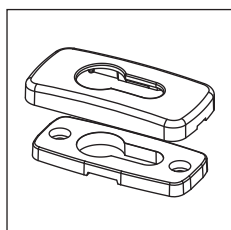
30 60 16 54

Puxador duplo de
alumínio inox ac



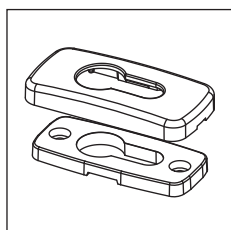
30 60 16 55/56

Escudo de alumínio
branco/preto



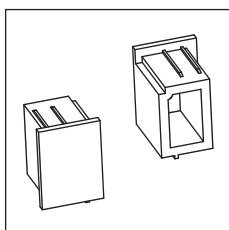
30 60 16 57/58

Escudo de alumínio 2 ac/
champ ac



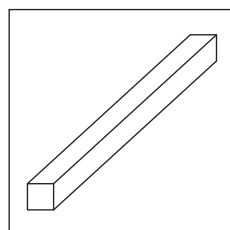
30 60 16 59

Escudo de alumínio
inox ac



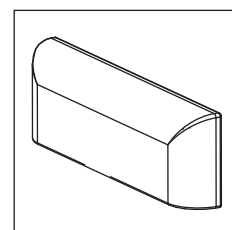
30 91 21 20

Jogo topos condensação
Y-20



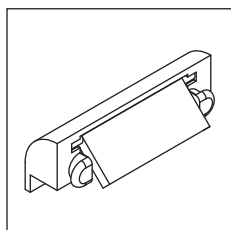
30 91 41 23

Perno 7 x 131 mm



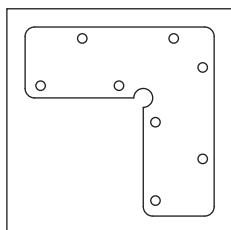
30 92 01 00/01

Goteira preto/branco



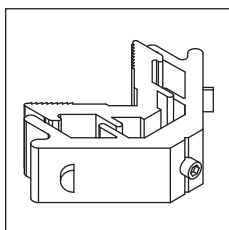
30 92 01 02/03

Goteira com válvula
preto /branco



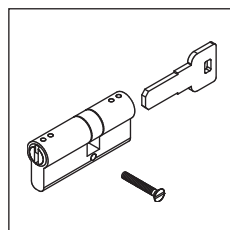
30 92 01 35

Esquadro de
alinhamento



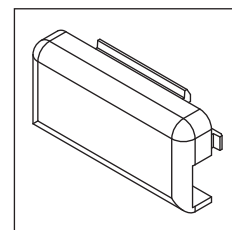
30 92 04 25

Esquadro interior janela
fixo com clip



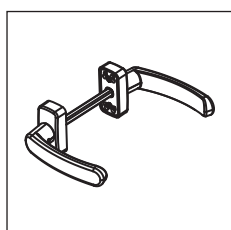
30 92 05 55

Canhão fechadura



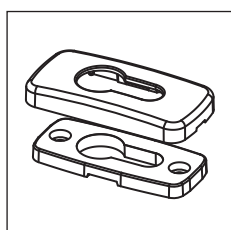
30 92 13 04

Goteira preta



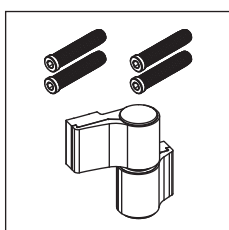
30 92 22 82/83

Puxador duplo branco/
preto



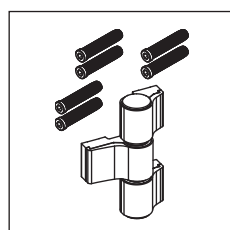
30 92 22 85/86

Escudo para canhão
branco/preto



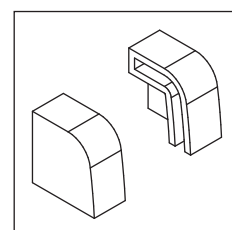
30 92 22 88/89

Dobradiça 2 abas porta c/ ressalto
fixação direta branco/preto



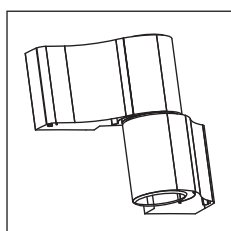
30 92 22 90/91

Dobradiça 3 abas porta c/ ressalto
fixação direta branco/preto



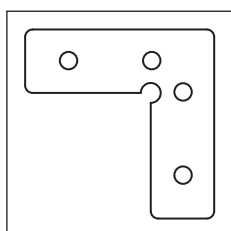
30 96 00 12

Jogo topos condensação



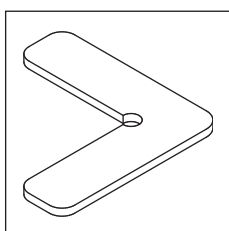
30 96 00 17/21

Dobradiça com ressalto
branco/preto



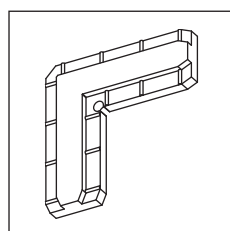
30 96 00 22

Esquadro alinhamento



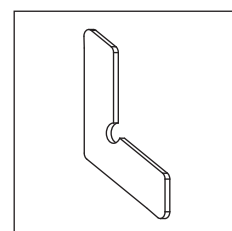
30 96 00 23

Esquadro alinhamento
aro fixo



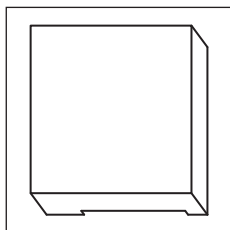
30 96 00 43

Esquadro alinhamento



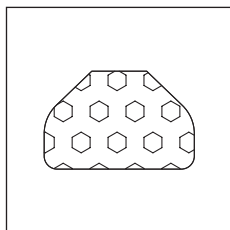
30 96 00 63

Esquadro alinhamento



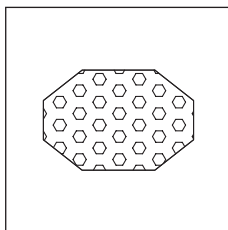
30 96 10 01

Calço para vidro aro móvel



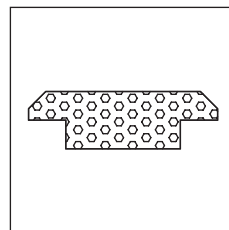
30 99 00 01

ThermoProfile ISO-01



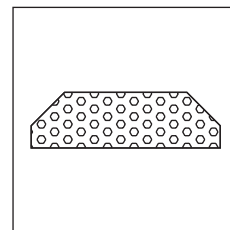
30 99 00 03

ThermoProfile ISO-03



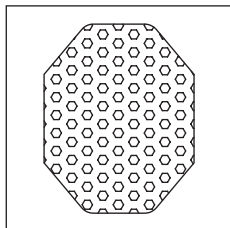
30 99 00 04

ThermoProfile ISO-04



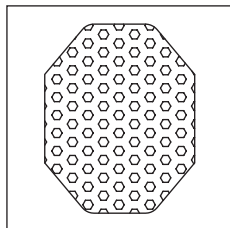
30 99 00 05

ThermoProfile ISO-05



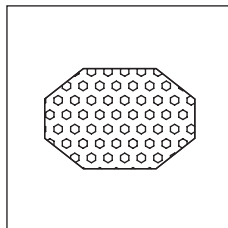
30 99 00 08

ThermoProfile ISO-08



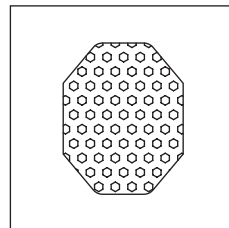
30 99 00 09

ThermoProfile ISO-09



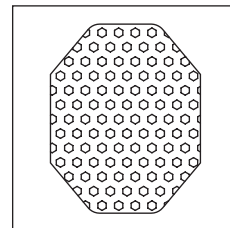
30 99 00 18

ThermoProfile ISO-18



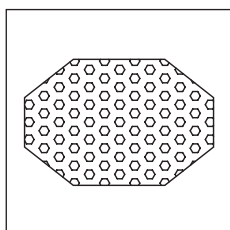
30 99 00 19

ThermoProfile ISO-19



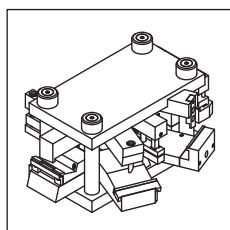
30 99 00 20

ThermoProfile ISO-20



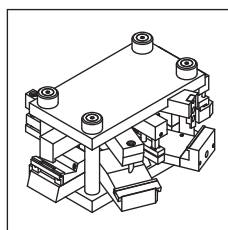
30 99 00 21

ThermoProfile ISO-21






















33 98 16 99

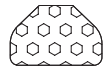
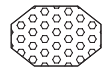
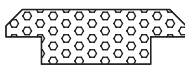
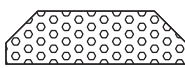





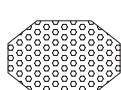
Cunho AJi canal 16



33 98 20 99

Cunho AJi Folha Oculta canal 16

Referência	Desenho	Descrição
30 60 00 14		Perfil pelúcia metálica 18 mm preto
30 60 00 17		Junta exterior vidro plana (2 mm) preto
30 60 00 18		Junta isolante
30 60 16 30		Junta central
30 60 16 32		Junta central folha oculta
30 60 16 34		Junta para AJi-170
30 92 04 70		Espuma isolante
30 93 00 60		Junta exterior do vidro (4 mm) preto
30 93 00 61		Junta de vedação exterior (2 mm) preto
30 93 00 62		Junta exterior plana para vidro (4 mm) preto
30 93 00 65		Junta interior para vidro (5 mm) preto
30 93 00 66		Junta interior para vidro (4 mm) preto
30 93 00 67		Junta interior para vidro (2 mm) preto
30 93 00 68		Junta interior para vidro (6/7 mm) preto
30 93 00 69		Junta interior para vidro (8/9 mm) preto
30 93 01 20		Junta interior
30 94 01 46		Junta para veda-luz AZ-22
30 95 00 10		Pelúcia 7x9 mm
30 96 00 09		Junta tapa-canal aro fixo

Referência	ThermoProfile (Baguetes de 70 cm)	Aplicação
30 99 00 01		AJi-170; AJi-178
30 99 00 03		AJi-01; AJi-03; AJi-04; AJi-05; AJi-13; AJi-20; AJi-21; AJi-33; AJi-35; AJi-61; AJi-65; AJi-67; AJi-71; AJi-73; AJi-74; AJi-75; AJi-76; AJi-80; AJi-81; AJi-83; AJi-86; AJi-87; AJi-88; AJi-89; AJi-91
30 99 00 04		AJi-01; AJi-03; AJi-06; AJi-08; AJi-12; AJi-13; AJi-20; AJi-33; AJi-35; AJi-68; AJi-73; AJi-74; AJi-75; AJi-76; AJi-79; AJi-80; AJi-81; AJi-86; AJi-87; AJi-88; AJi-89; AJi-91; AJi-92; AJi-93; AJi-94
30 99 00 05		AJi-105; AJi-110; AJi-110/BI; AJi-115; AJi-115/BI; AJi-122; AJi-122/BI; AJi-129; AJi-129/BI; AJi-136; AJi-136/BI; AJi-161; AJi-172; AJi-172/BI; AJi-183; AJi-184; AJi-184/BI; AJi-185; AJi-185/BI; AJi-190; AJi-190/BI
30 99 00 08		AJi-06; AJi-08; AJi-68; AJi-79; AJi-92; AJi-93; AJi-94; AJi-110/BI; AJi-136/BI; AJi-184/BI
30 99 00 09		AJi-115/BI; AJi-122/BI; AJi-129/BI; AJi-172/BI; AJi-184/BI; AJi-185/BI; AJi-190/BI
30 99 00 18		AJi-105; AJi-117; AJi-161; AJi-183
30 99 00 19		AJi-110; AJi-136; AJi-184
30 99 00 20		AJi-115; AJi-122; AJi-129; AJi-172; AJi-185; AJi-190
30 99 00 21		AJi-101; AJi-103; AJi-104; AJi-127; AJi-133; AJi-135; AJi-139; AJi-145; AJi-146; AJi-153; AJi-158; AJi-174; AJi-175; AJi-176; AJi-180; AJi-191; AJi-201; AJi-203; AJi-204; AJi-227; AJi-233; AJi-235; AJi-239; AJi-245; AJi-246; AJi-253; AJi-258; AJi-274; AJi-275; AJi-276; AJi-280; AJi-291;

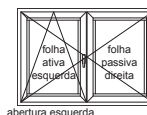
Ferragens para oscilo-batente 1 ou 2 folhas

Peso máximo da folha = 130 Kg (alumínio + vidro)

LFR = Largura da folha - 40 mm

HFR = Altura da folha - 40 mm

Ferragens Unijet C



Ferragens para folha ativa

Designação	Código	Quantidade
Kit Base Oscilo-batente (100 Kg)	Branco	30 60 17 30
	Preto	30 60 17 31
	Natural	30 60 17 32
Suplemento 101-130 Kg		30 60 17 90
Puxador Unijet	Branco	30 60 16 70
	Preto	30 60 16 71
	Natural	30 60 16 72
Falsa manobra abertura esquerda		30 60 17 80

Ferragens para 2ª folha passiva

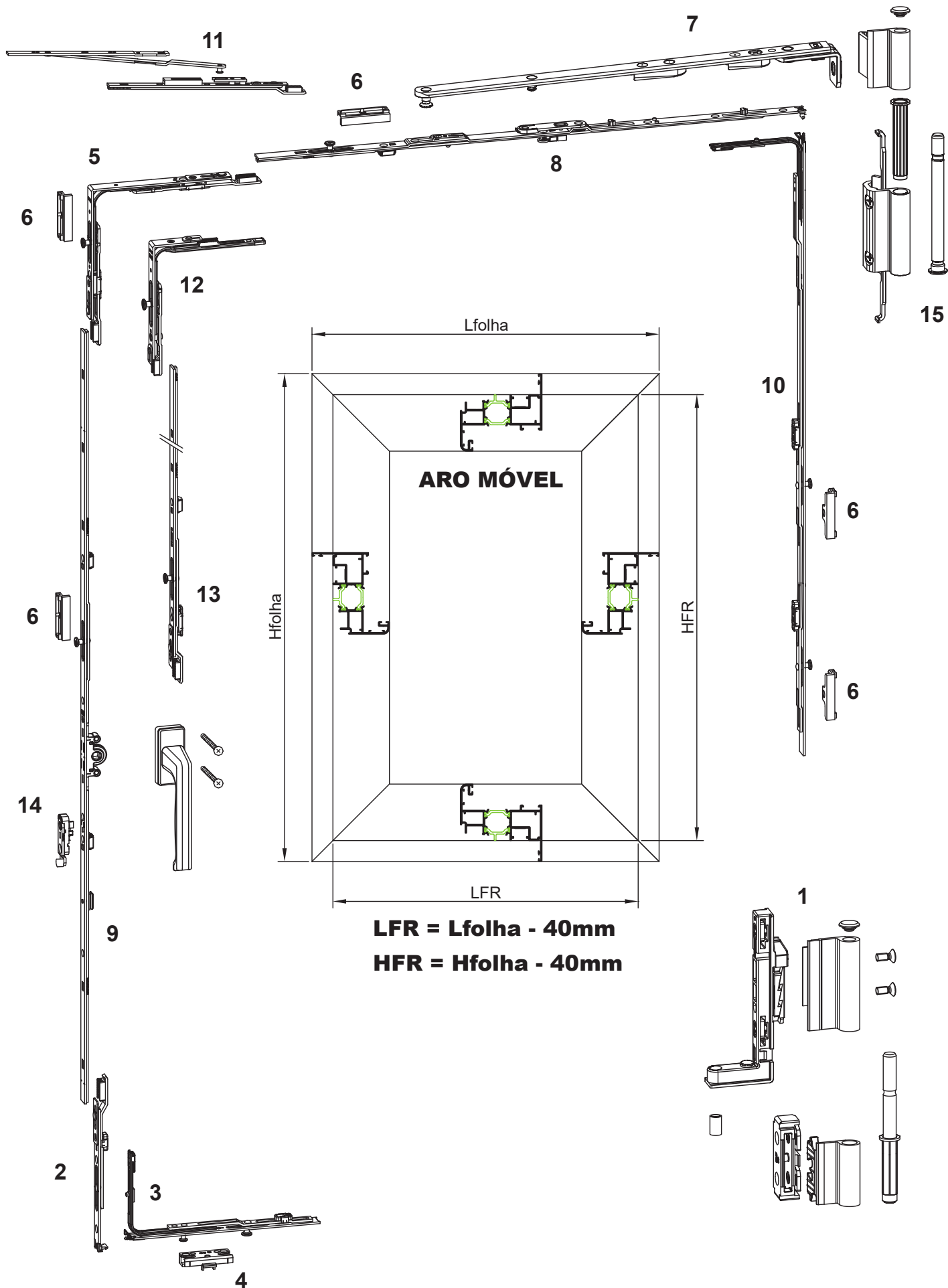
Designação	Código	Quantidade
Kit Base 2ª folha (100 Kg)	Branco	30 60 17 40
	Preto	30 60 17 41
	Natural	30 60 17 42
Suplemento 101-130 Kg		30 60 17 90

Largura LFR Altura HFR	351-400		401-500		501-750		751-950		951-1200		1201-1450		1451-1600	
	480-590	Kit OB horizontal 30 60 18 90	1	Kit OB horizontal 30 60 18 91	1	X	X	X	X	X	X	X	X	X
591-750	Kit OB horizontal 30 60 18 90	1	Kit OB horizontal 30 60 18 91	1	Kit OB horizontal 30 60 18 92	1	X	X	X	X	X	X	X	X
751-950	Kit OB horizontal 30 60 18 90	1	Kit OB horizontal 30 60 18 91	1	Kit OB horizontal 30 60 18 92	1	Kit OB horizontal 30 60 18 93	1	X	X	X	X	X	X
951-1450	Kit OB horizontal 30 60 18 90	1	Kit OB horizontal 30 60 18 91	1	Kit OB horizontal 30 60 18 92	1	Kit OB horizontal 30 60 18 93	1	X	X	X	X	X	X
1451-1950	Kit OB horizontal 30 60 18 90	1	Kit OB horizontal 30 60 18 91	1	Kit OB horizontal 30 60 18 92	1	Kit OB horizontal 30 60 18 93	1	Kit OB horizontal 30 60 18 94	1	X	X	X	X
1951-2450	Kit OB horizontal 30 60 18 90	1	Kit OB horizontal 30 60 18 91	1	Kit OB horizontal 30 60 18 92	1	Kit OB horizontal 30 60 18 93	1	Kit OB horizontal 30 60 18 94	1	Kit OB horizontal 30 60 18 95	1	Kit OB horizontal 30 60 18 96	1
2451-2800	Kit OB horizontal 30 60 18 90	1	Kit OB horizontal 30 60 18 91	1	Kit OB horizontal 30 60 18 92	1	Kit OB horizontal 30 60 18 93	1	Kit OB horizontal 30 60 18 94	1	Kit OB horizontal 30 60 18 95	1	Kit OB horizontal 30 60 18 96	1

Ferragens para a 2ª folha passiva

Largura LFR Altura HFR	351-400		401-500		501-750		751-950		951-1200		1201-1600	
	480-750	Kit fechos 2ª folha 30 60 17 10	1	Kit fechos 2ª folha 30 60 17 10	1	X	X	X	X	X	X	X
751-950	Kit 2ª folha horizontal 30 60 17 11	1	Kit 2ª folha horizontal 30 60 17 12	1	Kit 2ª folha horizontal 30 60 17 13	1	X	X	X	X	X	
951-1450	Kit 2ª folha horizontal 30 60 17 11	1	Kit 2ª folha horizontal 30 60 17 12	1	Kit 2ª folha horizontal 30 60 17 13	1	X	X	X	X	X	
1451-1950	Kit 2ª folha horizontal 30 60 17 11	1	Kit 2ª folha horizontal 30 60 17 12	1	Kit 2ª folha horizontal 30 60 17 13	1	Kit 2ª folha horizontal 30 60 17 14	1	Kit 2ª folha horizontal 30 60 17 15	1	X	
1951-2450	Kit 2ª folha horizontal 30 60 17 11	1	Kit 2ª folha horizontal 30 60 17 12	1	Kit 2ª folha horizontal 30 60 17 13	1	Kit 2ª folha horizontal 30 60 17 14	1	Kit 2ª folha horizontal 30 60 17 15	1	Kit 2ª folha horizontal 30 60 17 16	1
2451-2800	Kit 2ª folha horizontal 30 60 17 11	1	Kit 2ª folha horizontal 30 60 17 12	1	Kit 2ª folha horizontal 30 60 17 13	1	Kit 2ª folha horizontal 30 60 17 14	1	Kit 2ª folha horizontal 30 60 17 15	1	Kit 2ª folha horizontal 30 60 17 16	1

Ferragens Unijet C



Ferragens para oscilo-batente 1 ou 2 folhas

Peso máximo da folha = 130 Kg (alumínio + vidro)

LFR = Largura da folha - 40 mm

HFR = Altura da folha - 40 mm

Ferragens Unijet D



Ferragens para folha ativa

Designação	Código		Quantidade
Kit Base Oscilo-batente direita (130 Kg)	Branco	30 60 16 60	1
	Preto	30 60 16 61	
	Natural	30 60 16 62	
Kit Base Oscilo-batente esquerda (130 Kg)	Branco	30 60 16 65	1
	Preto	30 60 16 66	
	Natural	30 60 16 67	
Puxador Unijet	Branco	30 60 16 70	1
	Preto	30 60 16 71	
	Natural	30 60 16 72	

Ferragens para 2ª folha passiva

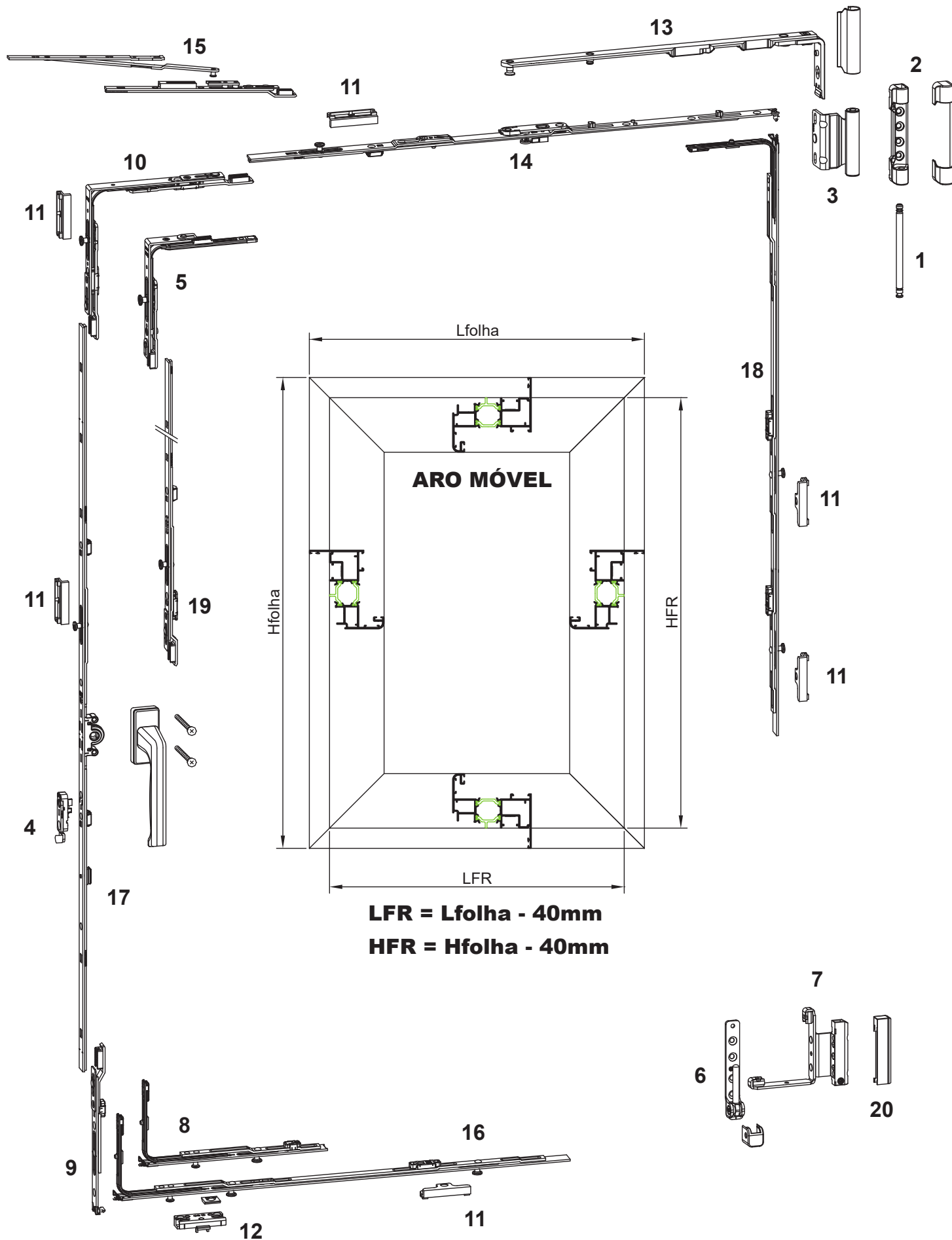
Designação	Código		Quantidade
Kit Base 2ª folha direita (130 Kg)	Branco	30 60 16 80	1
	Preto	30 60 16 81	
	Natural	30 60 16 82	
Kit Base 2ª folha esquerda (130 Kg)	Branco	30 60 16 85	1
	Preto	30 60 16 86	
	Natural	30 60 16 87	

Largura LFR / Altura HFR	351-400	401-500	501-750	751-950	951-1200	1201-1450	1451-1600
480-590	Kit OB horizontal 30 60 16 90 (D) ou 30 60 17 50 (E) + Kit OB vertical 30 60 17 00	Kit OB horizontal 30 60 16 91 (D) ou 30 60 17 51 (E) + Kit OB vertical 30 60 17 00					
591-750	Kit OB horizontal 30 60 16 90 (D) ou 30 60 17 50 (E) + Kit OB vertical 30 60 17 01	Kit OB horizontal 30 60 16 91 (D) ou 30 60 17 51 (E) + Kit OB vertical 30 60 17 01	Kit OB horizontal 30 60 16 92 (D) ou 30 60 17 52 (E) + Kit OB vertical 30 60 17 01				
751-950	Kit OB horizontal 30 60 16 90 (D) ou 30 60 17 50 (E) + Kit OB vertical 30 60 17 02	Kit OB horizontal 30 60 16 91 (D) ou 30 60 17 51 (E) + Kit OB vertical 30 60 17 02	Kit OB horizontal 30 60 16 92 (D) ou 30 60 17 52 (E) + Kit OB vertical 30 60 17 02	Kit OB horizontal 30 60 16 93 (D) ou 30 60 17 53 (E) + Kit OB vertical 30 60 17 02			
951-1450	Kit OB horizontal 30 60 16 90 (D) ou 30 60 17 50 (E) + Kit OB vertical 30 60 17 03	Kit OB horizontal 30 60 16 91 (D) ou 30 60 17 51 (E) + Kit OB vertical 30 60 17 03	Kit OB horizontal 30 60 16 92 (D) ou 30 60 17 52 (E) + Kit OB vertical 30 60 17 03	Kit OB horizontal 30 60 16 93 (D) ou 30 60 17 53 (E) + Kit OB vertical 30 60 17 03			
1451-1950	Kit OB horizontal 30 60 16 90 (D) ou 30 60 17 50 (E) + Kit OB vertical 30 60 17 04	Kit OB horizontal 30 60 16 91 (D) ou 30 60 17 51 (E) + Kit OB vertical 30 60 17 04	Kit OB horizontal 30 60 16 92 (D) ou 30 60 17 52 (E) + Kit OB vertical 30 60 17 04	Kit OB horizontal 30 60 16 93 (D) ou 30 60 17 53 (E) + Kit OB vertical 30 60 17 04	Kit OB horizontal 30 60 16 94 (D) ou 30 60 17 54 (E) + Kit OB vertical 30 60 17 04		
1951-2450	Kit OB horizontal 30 60 16 90 (D) ou 30 60 17 50 (E) + Kit OB vertical 30 60 17 05	Kit OB horizontal 30 60 16 91 (D) ou 30 60 17 51 (E) + Kit OB vertical 30 60 17 05	Kit OB horizontal 30 60 16 92 (D) ou 30 60 17 52 (E) + Kit OB vertical 30 60 17 05	Kit OB horizontal 30 60 16 93 (D) ou 30 60 17 53 (E) + Kit OB vertical 30 60 17 05	Kit OB horizontal 30 60 16 94 (D) ou 30 60 17 54 (E) + Kit OB vertical 30 60 17 05	Kit OB horizontal 30 60 16 95 (D) ou 30 60 17 55 (E) + Kit OB vertical 30 60 17 05	Kit OB horizontal 30 60 16 96 (D) ou 30 60 17 56 (E) + Kit OB vertical 30 60 17 05
2451-2800	Kit OB horizontal 30 60 16 90 (D) ou 30 60 17 50 (E) + Kit OB vertical 30 60 17 06	Kit OB horizontal 30 60 16 91 (D) ou 30 60 17 51 (E) + Kit OB vertical 30 60 17 06	Kit OB horizontal 30 60 16 92 (D) ou 30 60 17 52 (E) + Kit OB vertical 30 60 17 06	Kit OB horizontal 30 60 16 93 (D) ou 30 60 17 53 (E) + Kit OB vertical 30 60 17 06	Kit OB horizontal 30 60 16 94 (D) ou 30 60 17 54 (E) + Kit OB vertical 30 60 17 06	Kit OB horizontal 30 60 16 95 (D) ou 30 60 17 55 (E) + Kit OB vertical 30 60 17 06	Kit OB horizontal 30 60 16 96 (D) ou 30 60 17 56 (E) + Kit OB vertical 30 60 17 06

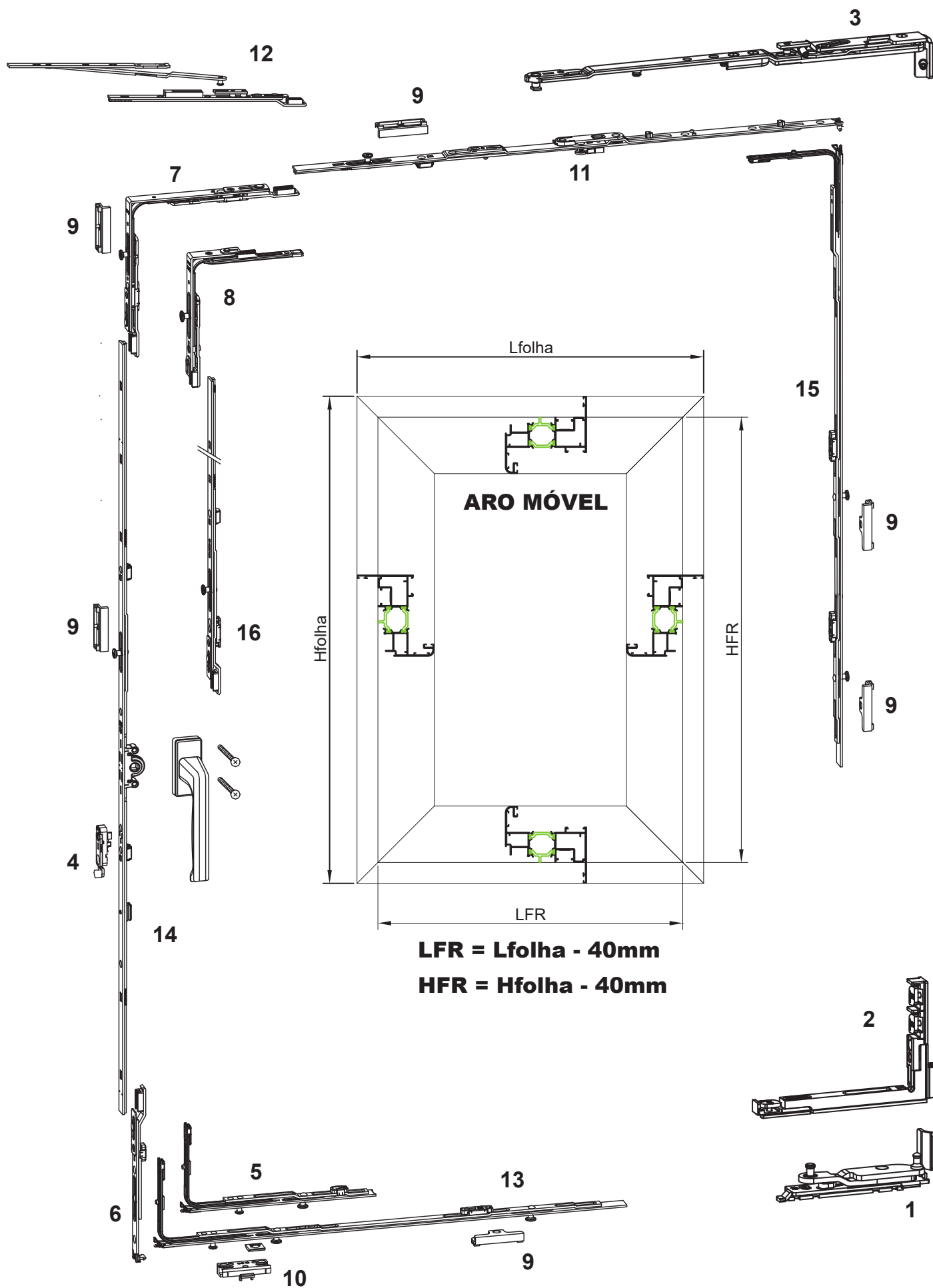
Ferragens para a 2ª folha passiva

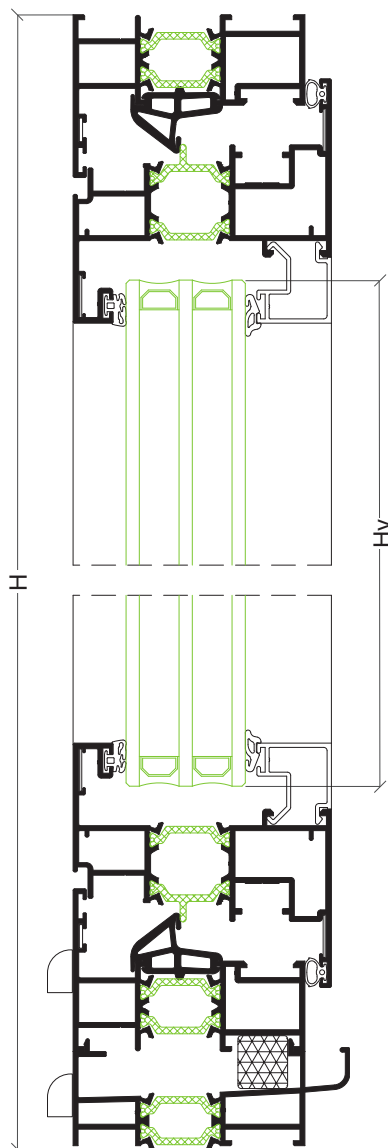
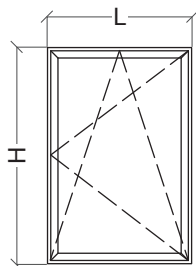
Largura LFR / Altura HFR	351-400	401-500	501-750	751-950	951-1200	1201-1600
480-750	Kit fechos 2ª folha 30 60 17 10	Kit fechos 2ª folha 30 60 17 10				
751-950	Kit 2ª folha horizontal 30 60 17 11 + Kit 2ª folha vertical 30 60 17 20	Kit 2ª folha horizontal 30 60 17 12 + Kit 2ª folha vertical 30 60 17 20	Kit 2ª folha horizontal 30 60 17 13 + Kit 2ª folha vertical 30 60 17 20			
951-1450	Kit 2ª folha horizontal 30 60 17 11 + Kit 2ª folha vertical 30 60 17 21	Kit 2ª folha horizontal 30 60 17 12 + Kit 2ª folha vertical 30 60 17 21	Kit 2ª folha horizontal 30 60 17 13 + Kit 2ª folha vertical 30 60 17 21			
1451-1950	Kit 2ª folha horizontal 30 60 17 11 + Kit 2ª folha vertical 30 60 17 22	Kit 2ª folha horizontal 30 60 17 12 + Kit 2ª folha vertical 30 60 17 22	Kit 2ª folha horizontal 30 60 17 13 + Kit 2ª folha vertical 30 60 17 22	Kit 2ª folha horizontal 30 60 17 14 + Kit 2ª folha vertical 30 60 17 22	Kit 2ª folha horizontal 30 60 17 15 + Kit 2ª folha vertical 30 60 17 22	
1951-2450	Kit 2ª folha horizontal 30 60 17 11 + Kit 2ª folha vertical 30 60 17 23	Kit 2ª folha horizontal 30 60 17 12 + Kit 2ª folha vertical 30 60 17 23	Kit 2ª folha horizontal 30 60 17 13 + Kit 2ª folha vertical 30 60 17 23	Kit 2ª folha horizontal 30 60 17 14 + Kit 2ª folha vertical 30 60 17 23	Kit 2ª folha horizontal 30 60 17 15 + Kit 2ª folha vertical 30 60 17 23	Kit 2ª folha horizontal 30 60 17 16 + Kit 2ª folha vertical 30 60 17 23
2451-2800	Kit 2ª folha horizontal 30 60 17 11 + Kit 2ª folha vertical 30 60 17 24	Kit 2ª folha horizontal 30 60 17 12 + Kit 2ª folha vertical 30 60 17 24	Kit 2ª folha horizontal 30 60 17 13 + Kit 2ª folha vertical 30 60 17 24	Kit 2ª folha horizontal 30 60 17 14 + Kit 2ª folha vertical 30 60 17 24	Kit 2ª folha horizontal 30 60 17 15 + Kit 2ª folha vertical 30 60 17 24	Kit 2ª folha horizontal 30 60 17 16 + Kit 2ª folha vertical 30 60 17 24

Ferragens Unijet D



Ferragens Unijet Oculta



Janela 1 folha abrir e oscilo-batente

Perfis

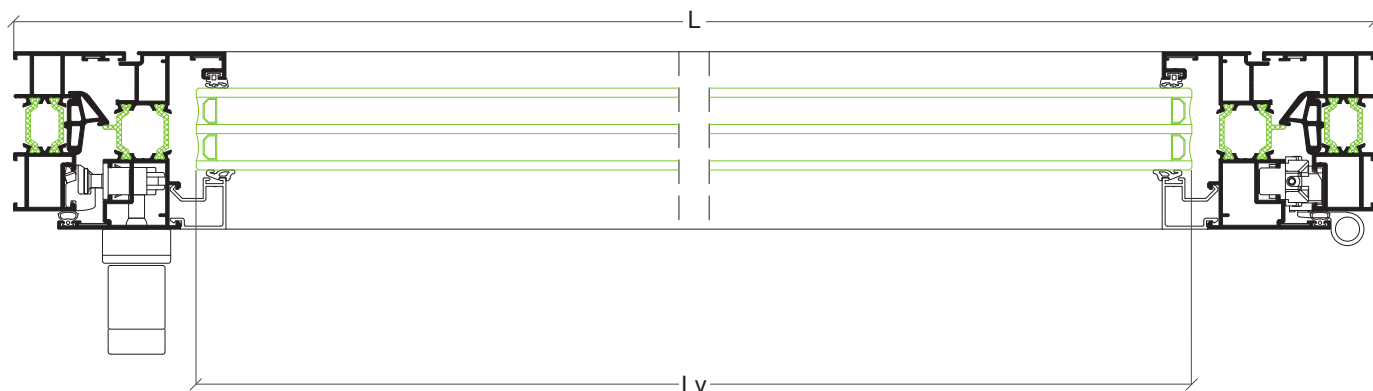
Desenho	Ref	Descrição	Corte	Quant	Medida
	AJi-03	Aro fixo		2	L
				2	H-28.5 mm
	AJi-161	Aro móvel		2	L-39 mm
				2	H-67.5 mm
	---	Bite		2	L-147 mm
				2	H-215.5 mm
	AJi-34	Soleira		1	L

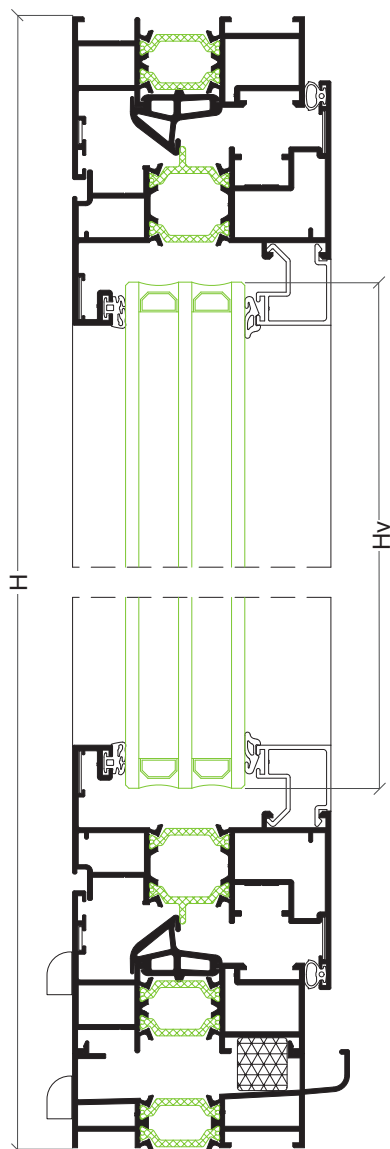
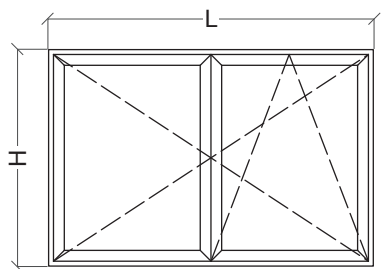
Acessórios e Juntas

Referência	Descrição	Quantidade	
		Abriu	Oscilo-batente
30 60 16 01	Esquadro interior móvel	4	
30 60 00 01	Esquadro exterior	8	
30 96 00 23	Esquadro alinhamento fixo	4	
30 96 00 22	Esquadro alinhamento móvel	8	
30 96 10 01	Calço para vidro	4	6
---	Puxador	1	
---	Ferragem canal 16 (ver páginas ferragens)	1	
30 92 01 02	Goteira com válvula preto	4 ou mais	
30 96 00 12	Jogo topos condensação	1	
30 92 04 70	Espuma isolante	L	
30 93 01 20	Junta interior	2L+2H	
30 60 16 30	Junta central	2L+2H	
30 60 16 31	Canto vulcanizado	4	
---	Junta para vidro (exterior)	2L+2H	
---	Junta para vidro (interior)	2L+2H	
30 96 00 04	Esquadro interior fixo	4	

Vidro

Hv = H-189 mm	Lv = L-161 mm
---------------	---------------



Janela 2 folhas abrir e oscilo-batente

Perfis

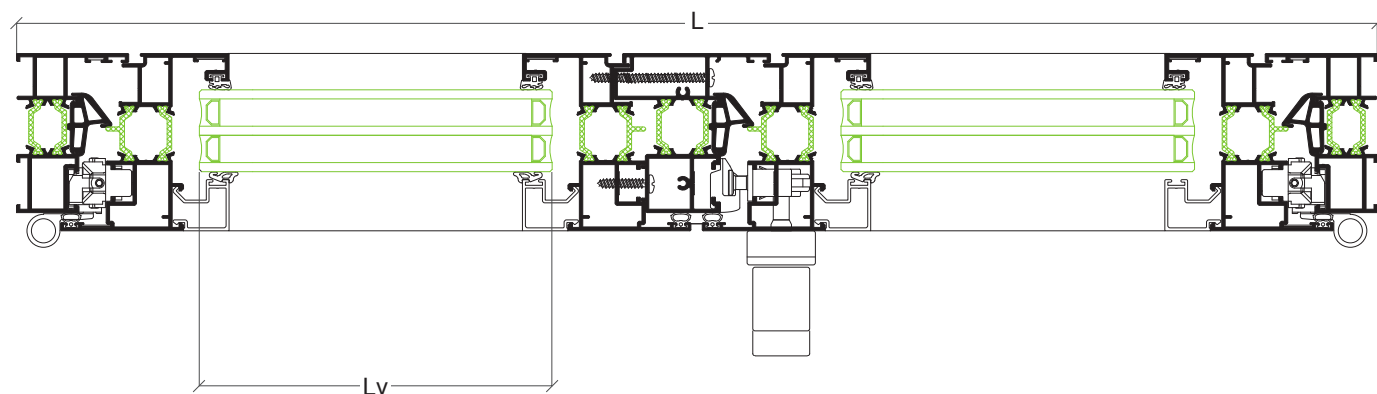
Desenho	Ref	Descrição	Corte	Quant	Medida
	AJi-03	Aro fixo		2	L
				2	H-28.5 mm
	AJi-161	Aro móvel		4	L/2-22 mm
				4	H-67.5 mm
	---	Bite		4	L/2-130 mm
				4	H-215.5 mm
	AJi-117	Inversor		1	H-143.5 mm
	KL-04	Perfil tampa		1	H-143.5 mm
	AJi-34	Soleira		1	L

Acessórios e Juntas

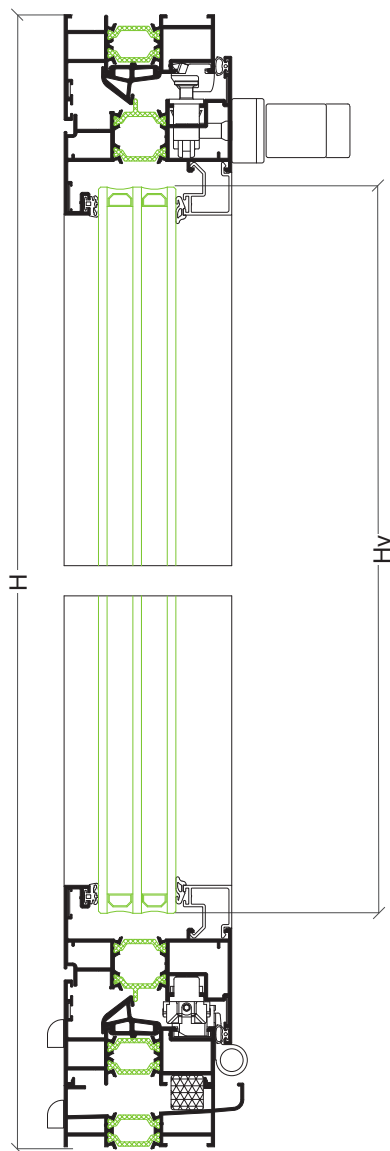
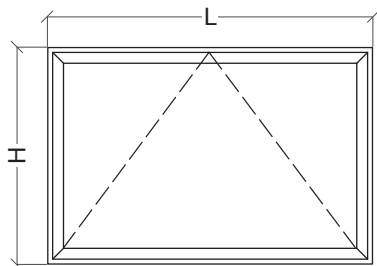
Referência	Descrição	Quantidade	
		Abrir	Oscilo-batente
30 60 16 01	Esquadro interior móvel	8	
30 60 00 01	Esquadro exterior	12	
30 96 00 23	Esquadro alinhamento fixo	4	
30 96 00 22	Esquadro alinhamento móvel	16	
30 96 10 01	Calço para vidro	8	10
---	Puxador	1	
---	Ferragem canal 16 (ver páginas ferragens)	1	
30 92 01 02	Goteira com válvula preto	4 ou mais	
30 60 16 12	Jogo topos inversor	1	
30 96 00 12	Jogo topos condensação	1	
30 92 04 70	Espuma isolante	L	
30 93 01 20	Junta interior	2L+4H	
30 60 16 30	Junta central	2L+3H	
30 60 16 31	Canto vulcanizado	4	
---	Junta para vidro (exterior)	2L+4H	
---	Junta para vidro (interior)	2L+4H	
30 96 00 04	Esquadro interior fixo	4	

Vidro

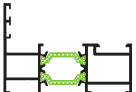


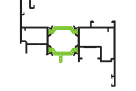







Hv = H-189 mm	Lv = L/2-144 mm
---------------	-----------------



Janela basculante



Perfis

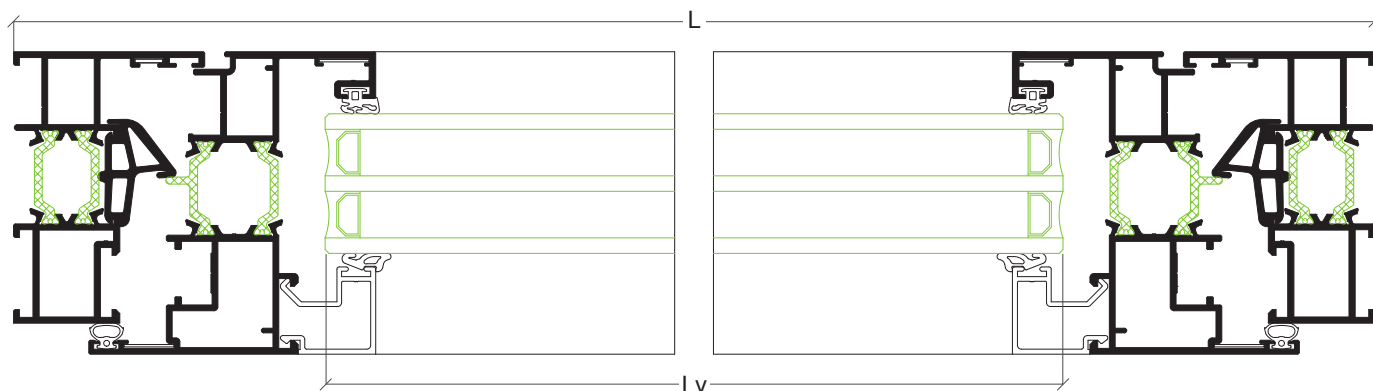
Desenho	Ref	Descrição	Corte	Quant	Medida
	AJi-03	Aro fixo		2	L
				2	H-28.5 mm
	AJi-161	Aro móvel		2	L-39 mm
				2	H-67.5 mm
	---	Bite		2	L-147 mm
				2	H-215.5 mm
	AJi-34	Soleira		1	L

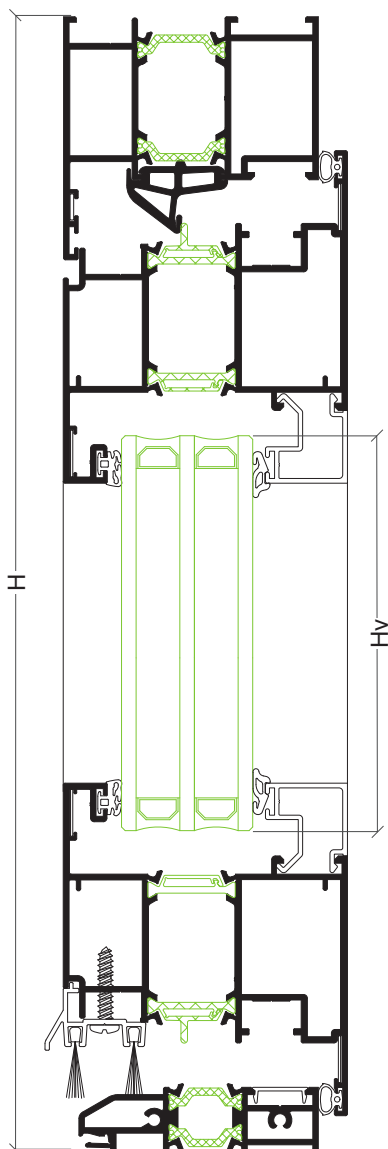
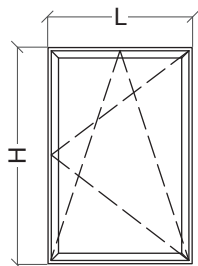
Acessórios e Juntas

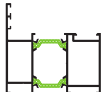




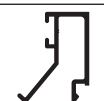






Referência	Descrição	Quantidade
30 60 16 01	Esquadro interior móvel	4
30 60 00 01	Esquadro exterior	8
30 96 00 23	Esquadro alinhamento fixo	4
30 96 00 22	Esquadro alinhamento móvel	8
30 96 10 01	Calço para vidro	4
---	Puxador	1
---	Ferragem canal 16 para basculante	1
30 92 01 02	Goteira com válvula preto	4 ou mais
30 96 00 12	Jogo topos condensação	1
30 92 04 70	Espuma isolante	L
30 93 01 20	Junta interior	2L+2H
30 60 16 30	Junta central	2L+2H
30 60 16 31	Canto vulcanizado	4
---	Junta para vidro (exterior)	2L+2H
---	Junta para vidro (interior)	2L+2H
30 96 00 04	Esquadro interior fixo	4

Vidro

Hv = H-189 mm	Lv = L-161 mm
---------------	---------------



Porta 1 folha com oscilo-batente

Perfis

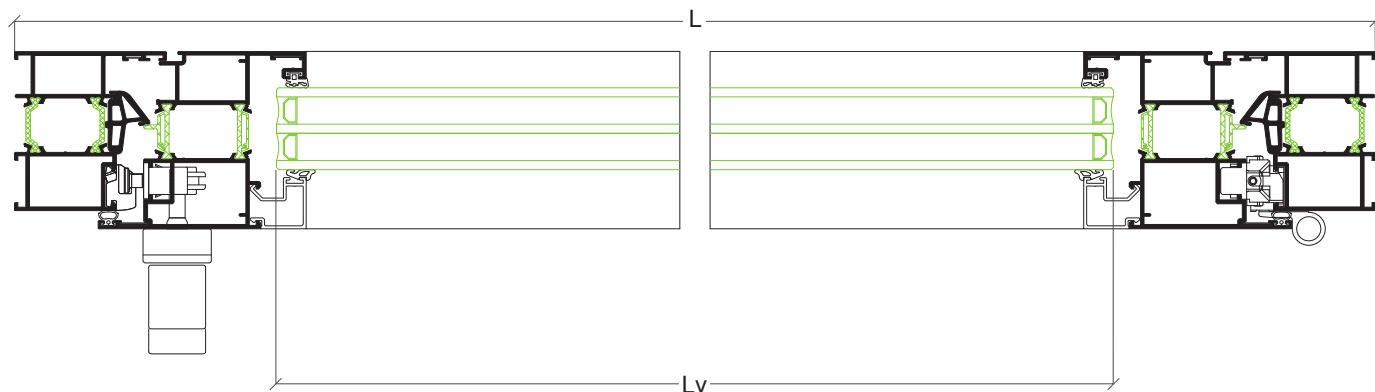
Desenho	Ref	Descrição	Corte	Quant	Medida
	AJi-08	Aro fixo		1	L
				2	H
	AJi-136/ BI	Aro móvel		2	L-73.5 mm
				2	H-46 mm
	---	Bite		2	L-216.5 mm
				2	H-229 mm
	AJi-62	Pingadeira		1	L-143 mm
	AJi-63	Soleira		1	L-80.5 mm
	KL-04	Perfil tampa		1	---

Acessórios e Juntas

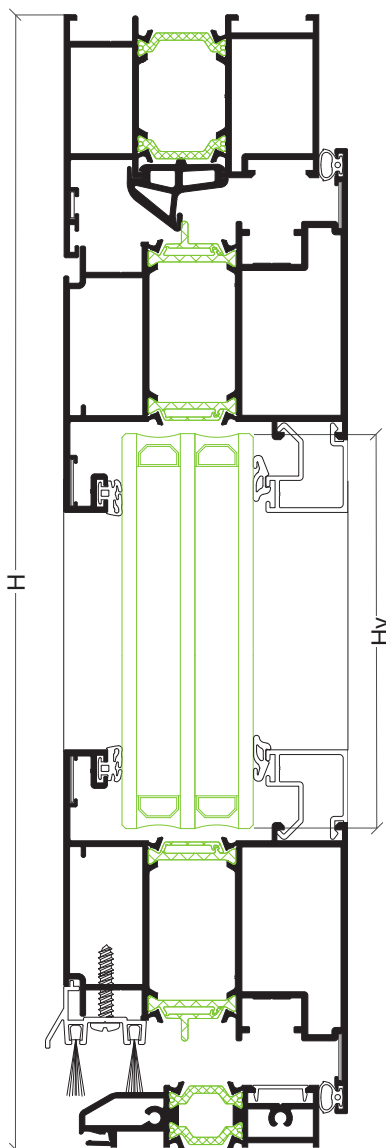
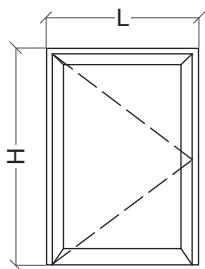
Referência	Descrição	Quantidade
30 60 16 02	Esquadro interior móvel	4
30 60 00 02	Esquadro exterior	6
30 96 00 23	Esquadro alinhamento fixo	2
30 96 00 22	Esquadro alinhamento móvel	8
30 96 10 01	Calço para vidro	4
---	Puxador	1
---	Ferragem canal 16 (ver páginas ferragens)	1
30 93 01 20	Junta interior	2L+2H
30 60 16 30	Junta central	L+2H
30 60 16 31	Canto vulcanizado	2
30 60 00 13	Conjunto topos AJi-62	1
30 60 00 14	Pelúcia preta 18 mm	2L
---	Junta para vidro (exterior)	2L+2H
---	Junta para vidro (interior)	2L+2H
30 96 00 05	Esquadro Interior fixo	2

Vidro



Hv = H-203 mm	Lv = L-230 mm
---------------	---------------



Porta 1 folha



Perfis

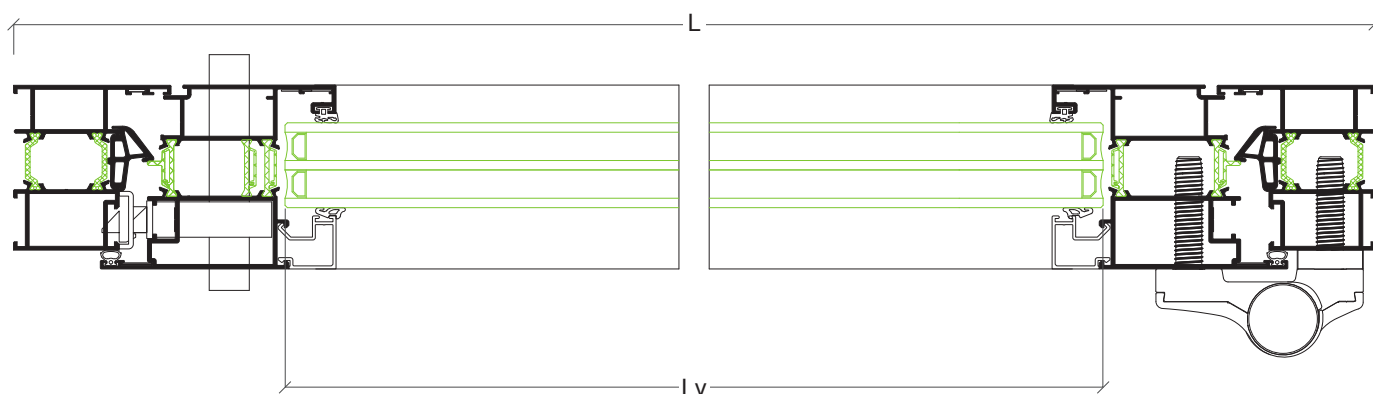
Desenho	Ref	Descrição	Corte	Quant	Medida
	AJi-08	Aro fixo		1	L
				2	H
	AJi-122/ BI	Aro móvel		2	L-73.5 mm
				2	H-46 mm
	---	Bite		2	L-233.5 mm
				2	H-246 mm
	AJi-62	Pingadeira		1	L-143 mm
	AJi-63	Soleira		1	L-80.5 mm
	KL-04	Perfil tampa		1	L-90 mm

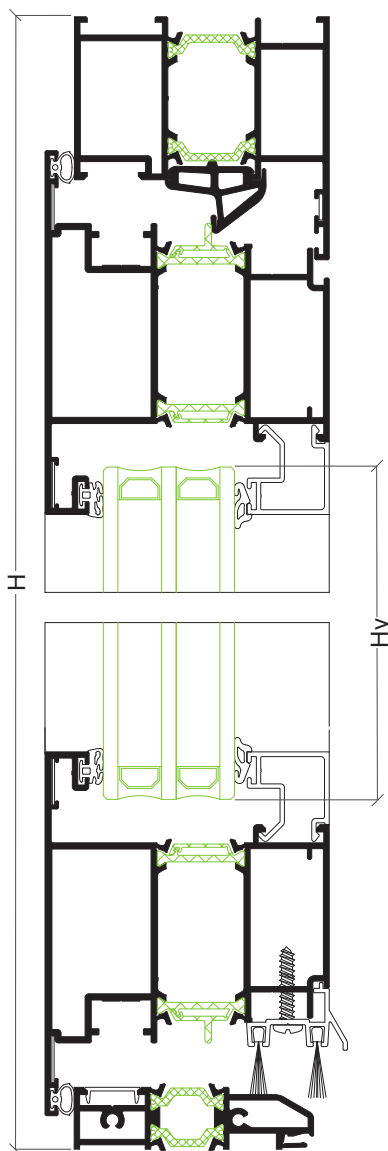
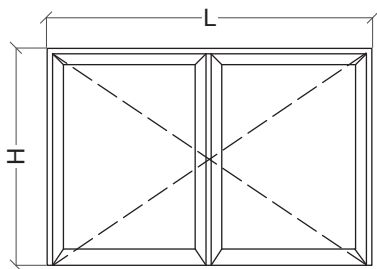
Acessórios e Juntas

Referência	Descrição	Quantidade
30 96 00 05	Esquadro interior fixo	2
30 60 00 02	Esquadro exterior	2
30 60 16 04	Esquadro exterior móvel	4
30 60 16 05	Esquadro interior móvel	4
30 96 00 23	Esquadro alinhamento fixo	2
30 96 00 22	Esquadro alinhamento móvel	8
30 96 10 01	Calço para vidro	4
30 92 22 88 ou 89	Dobradiça 2 abas porta	2
30 60 16 20	Fechadura 3 pontos	1
30 92 22 82 ou 83	Puxador duplo	1
30 92 22 85 ou 86	Escudo para canhão	2
30 92 05 55	Canhão	1
30 93 01 20	Junta interior	2L+2H
30 60 16 30	Junta central	L+2H
30 60 16 31	Canto vulcanizado	2
30 60 00 13	Conjunto topos AJi-62	1
30 60 00 14	Pelúcia preta 18 mm	2L
---	Junta para vidro (exterior)	2L+2H
---	Junta para vidro (interior)	2L+2H
30 60 16 21 ou 22	Conjunto chapa-testas para aro fixo	1

Vidro

Hv = H-220 mm	Lv = L-247 mm
---------------	---------------



Porta 2 folhas abertura exterior

Perfis

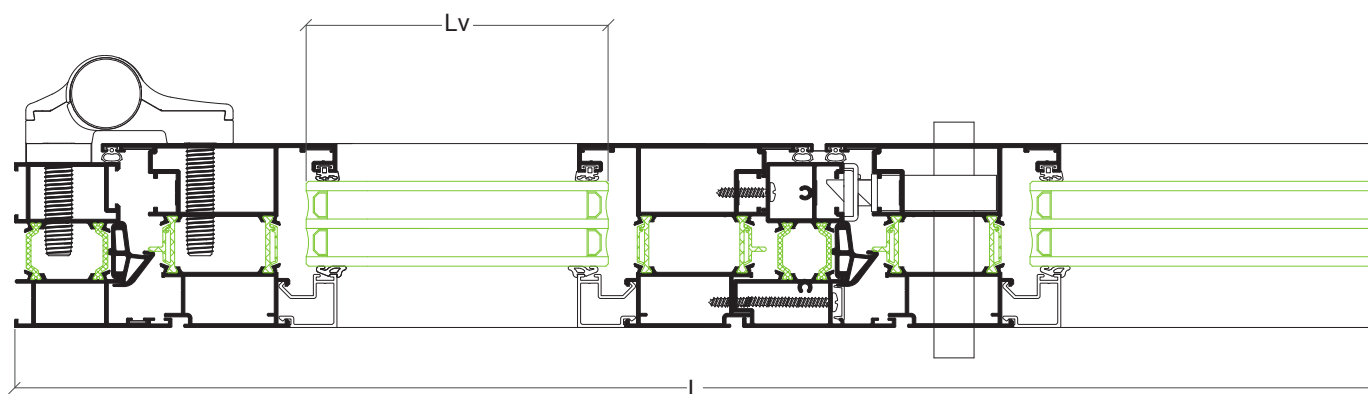
Desenho	Ref	Descrição	Corte	Quant	Medida
	AJi-08	Aro fixo		1	L
				2	H
	AJi-172/BI	Aro móvel		4	L/2-39.5 mm
				4	H-46 mm
	AJi-117	Inversor		1	H-122 mm
	---	Bite		4	L/2-199.5 mm
				4	H-246 mm
	AJi-62	Pingadeira		2	L/2-106 mm L/2-38 mm
	AJi-63	Soleira		1	L-80.5 mm
	KL-04	Perfil tampa inversor		1	H-90 mm

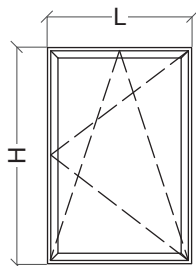
Acessórios e Juntas

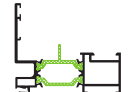


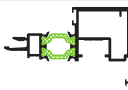


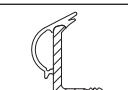


Referência	Descrição	Quantidade
30 96 00 05	Esquadro interior fixo	2
30 60 00 02	Esquadro exterior	2
30 60 16 04	Esquadro exterior móvel	8
30 60 16 05	Esquadro interior móvel	8
30 96 00 23	Esquadro alinhamento fixo	2
30 96 00 22	Esquadro alinhamento móvel	16
30 96 10 01	Calço para vidro	8
30 92 22 88 ou 89	Dobradiça 2 abas porta	4
30 60 16 20	Fechadura 3 pontos	1
30 92 22 82 ou 83	Puxador duplo	1
30 92 22 85 ou 86	Escudo para canhão	2
30 60 16 12	Jogo topos inversor	1
30 92 05 55	Canhão	1
30 93 01 20	Junta interior	2L+4H
30 60 16 30	Junta central	L+3H
30 60 16 31	Canto vulcanizado	2
30 60 00 13	Conjunto topos AJi-62	1
30 60 00 14	Pelúcia preta 18 mm	2L
---	Junta para vidro (exterior)	2L+4H
---	Junta para vidro (interior)	2L+4H
30 60 16 23 ou 24	Conjunto chapa-testas para inversor	1

Vidro

Hv = H-220 mm	Lv = L/2-213 mm
---------------	-----------------



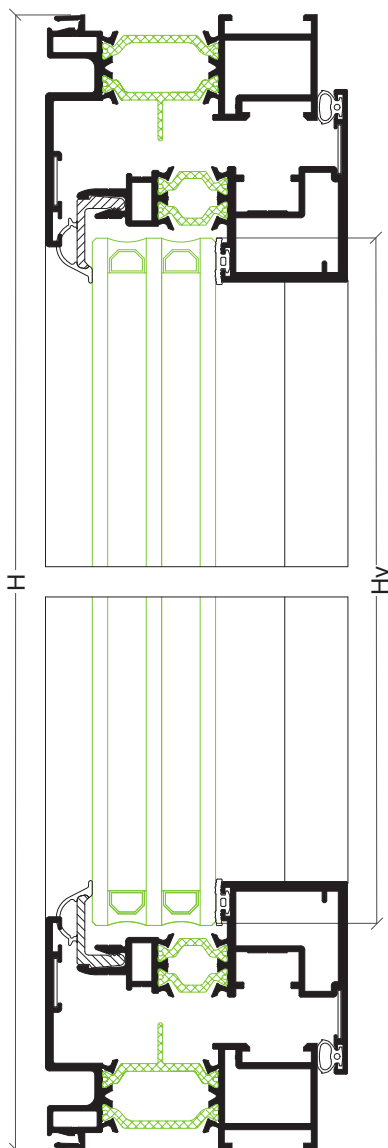
Janela 1 folha abrir e oscilo-batente

Perfis

Desenho	Ref	Descrição	Corte	Quant	Medida
	AJi-245	Aro fixo		2	L
				2	H
	AJi-178	Aro móvel		2	L-39 mm
				2	H-39 mm
	AJi-148	Bite		2	*
				2	*

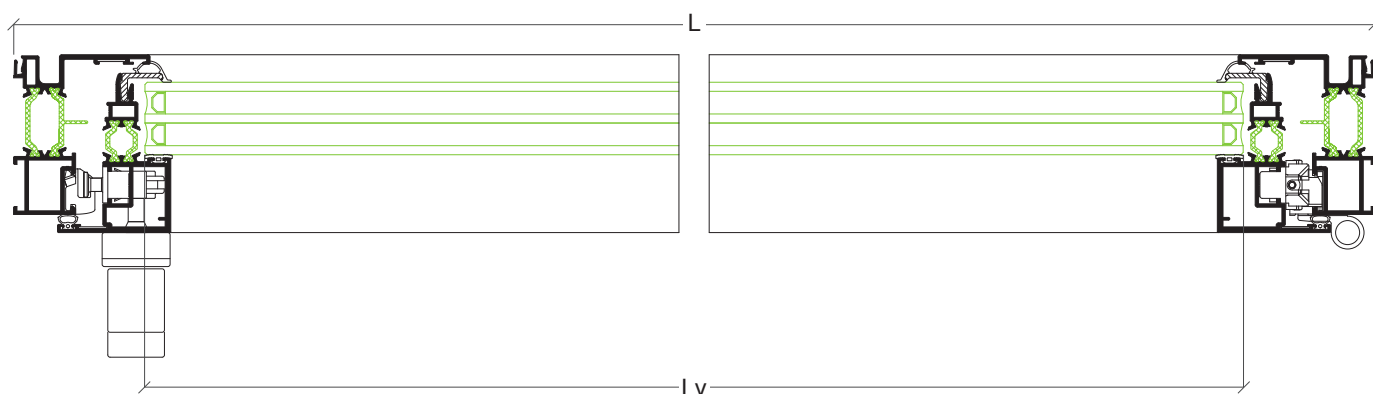
* cortar juntamente com o aro móvel AJi-178

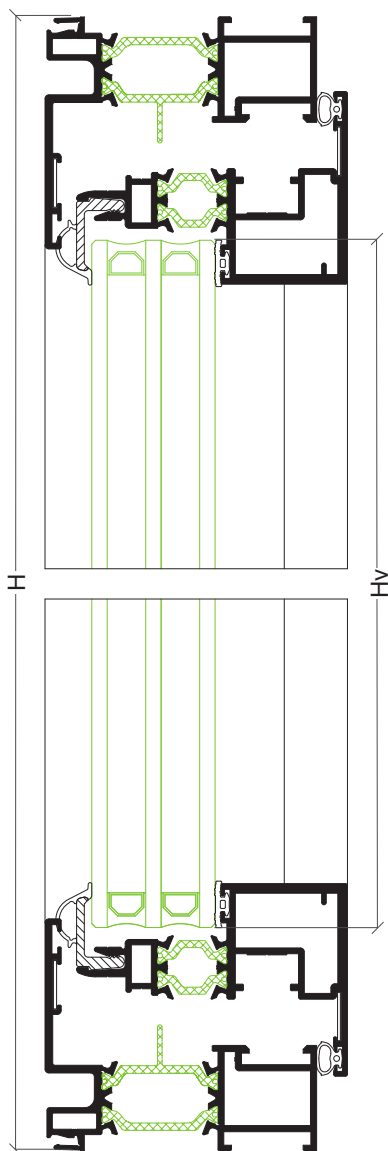
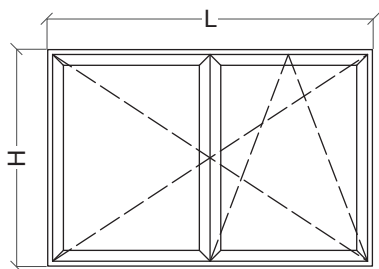
Acessórios e Juntas

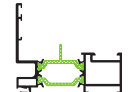





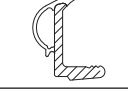




Referência	Descrição	Quantidade	
		Abrir	Oscilo-batente
30 60 16 01	Esquadro interior	8	
30 60 16 08	Esquadro exterior fixo	4	
30 96 00 61	Esquadro exterior móvel	4	
30 96 00 22	Esquadro alinhamento móvel	8	
---	Puxador	1	
---	Ferragem canal 16 (ver páginas ferragens)	1	
30 93 01 20	Junta interior	2L+2H	
---	Junta para vidro (interior)	2L+2H	


Vidro

Hv = H-116 mm	Lv = L-116 mm
---------------	---------------



Janela 2 folhas abrir e oscilo-batente

Perfis

Desenho	Ref	Descrição	Corte	Quant	Medida
	AJi-245	Aro fixo		2	L
				2	H
	AJi-178	Aro móvel		4	L/2-22 mm
				4	H-39 mm
	AJi-148	Bite		4	*
				4	*
	AJi-204	Inversor		1	H-130 mm

* cortar juntamente com o aro móvel AJi-178

Acessórios e Juntas

Referência	Descrição	Quantidade	
		Abrir	Oscilo-batente
30 60 16 01	Esquadro interior	12	
30 60 16 08	Esquadro exterior fixo	4	
30 96 00 61	Esquadro exterior móvel	8	
30 96 00 22	Esquadro alinhamento móvel	12	
---	Puxador	1	
---	Ferragem canal 16 (ver páginas ferragens)	1	
30 60 16 14	Conjunto topo inversor oculto	1	
30 93 01 20	Junta interior	2L+4H	
---	Junta para vidro (interior)	2L+4H	

Vidro

Hv = H-116 mm	Lv = L/2-99 mm
---------------	----------------

