

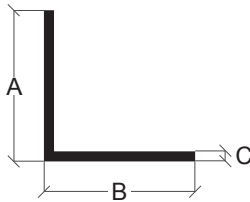
[www.anicolor.pt](http://www.anicolor.pt)

**Banheiros**  
**Divisórias**  
**Rede Mosquiteira**  
**Portões**  
**Roupeiros**  
**Toldos**  
**Pré-Aros**

**Mamparas**  
**Divisorias**  
**Mosquiteira**  
**Portones**  
**Armarios**  
**Toldos**  
**Guias Persiana**

# PERFIS STANDARD

**Cantoneiras**  
Angulos



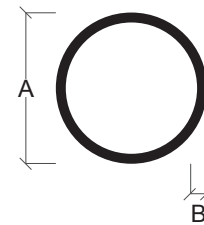
REF.	A	B	C
L-01	15	15	1.2
L-13	15	15	1.5
L-14	20	10	1.4
L-02	20	20	1.2
L-15	20	20	1.5
L-03	25	25	1.2
L-04	25	25	1.5
L-21	30	15	1.4
L-22	30	20	1.5
L-06	30	30	1.2
L-07	30	30	1.5
L-08	32	17	1.8
L-18	40	20	1.2
L-05	40	20	1.5
L-10	40	40	1.2
L-11	40	40	1.5
L-09	50	20	1.3
L-23	50	20	1.8
L-12	50	50	1.3
L-43	50	50	3
L-20	50	50	2
L-25	60	60	6

**Barras rectangulares**  
Macizos retangulares



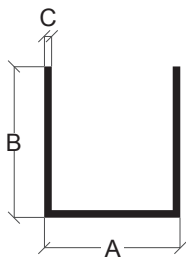
REF.	A	B
B-23	10	3
B-07	20	2
B-04	20	3
B-05	20	4
B-14	20	5
B-18	20	10
B-08	25	2
B-06	25	3
B-11	25	4
B-12	25	5
B-01	30	2
B-09	30	3
B-13	30	4
B-15	30	5
B-16	40	2
B-17	40	3
B-10	40	4
B-22	40	5
B-33	40	20
B-02	45	3
B-03	50	2
B-19	50	3
B-20	50	4
B-21	50	5
B-24	50	8
B-26	52	20
B-50	60	30
B-31	120	10

**Tubos redondos**  
Tubos redondos



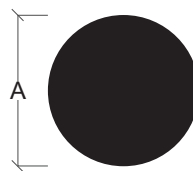
REF.	A	B
R-02	6	1
R-05	8	1
R-01	9	1.4
R-06	10	1
R-03	16	1
R-47	16	1.5
R-12	18	1.2
R-04	19	1.2
R-16	20	1.3
R-13	22	1.5
R-07	23	1.5
R-49	24	1.5
R-17	25	1.5
R-48	28	2
R-18	30	1.2
R-08	30	1.5
R-20	35	1.5
R-32	38	1.5
R-21	40	1.3
R-09	40	1.7
R-19	45	1.2
R-29	45	1.5
R-22	45	1.7
R-23	50	1.3
R-10	50	1.7
R-24	60	1.3
R-11	60	1.9
R-25	70	1.5
R-26	80	1.5
R-27	90	2
R-28	100	2

**Calhas U**  
Perfiles U




REF.	A	B	C
U-08	14	45	3
U-12	15	15	1.5
U-10	17	53	3.5
U-02	18	18	1
U-03	18	20	1
U-05	20	20	1.1
U-07	20	40	1.8
U-11	25	25	2
U-09	31.4	60	4


**Redondos**  
Macizos redondos



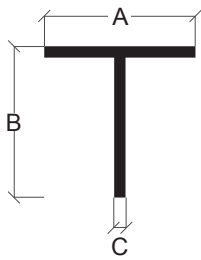
REF.	A
G-03	6
G-01	8
G-04	10
G-09	45



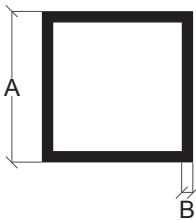
**R-15**



**R-14**

**Perfis em tê**  
**Perfiles en te**


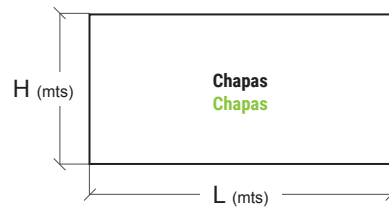
REF.	A	B	C
T-01	20	20	1.5
T-02	25	25	1.5
T-03	25	25	2
T-06	30	30	1.4
T-04	30	30	2
T-07	40	40	1.3
T-05	40	40	2

**Tubos quadrados**  
**Tubos cuadrados**


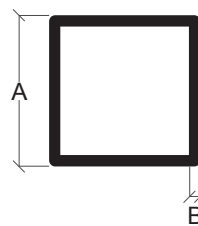
REF.	A	B
Q-10	16	1
Q-01	19	1
Q-18	20	1.3
Q-02	20	2
Q-25	25	1.2
Q-03	25	1.5
Q-22	30	1.2
Q-04	30	1.5
Q-24	35	1.2
Q-05	35	1.5
Q-12	40	1.2
Q-06	40	1.5
Q-15	45	1.3
Q-07	50	1.5
Q-26	50	2
Q-14	60	1.3
Q-20	60	2
Q-09	65	1.5
Q-16	70	1.3
Q-08	70	2
Q-27	75	1.5
Q-11	75	2
Q-17	80	1.5
Q-21	80	2
Q-13	85	2
Q-19	100	1.4
Q-23	100	2

**Quadrados**  
**Macizos cuadrados**

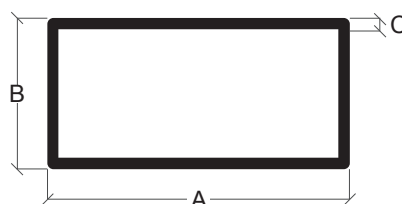

REF.	A
F-09	8
F-03	15
F-05	20
F-04	25



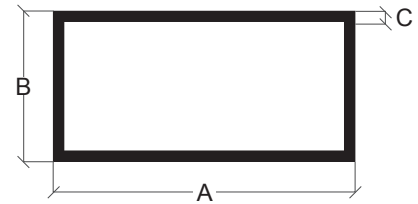
L	H	Espessura
2	0.8	1.5
2	1	0.8
2	1	1.2
2	1	1.5
2,5	1.25	1.2
2,5	1.25	1.5
3	0.8	1.2
3	0.8	1.5
3	1.5	1.5

**Tubos quadrados cantos redondos**  
**Tubos cuadrados cantos curvos**


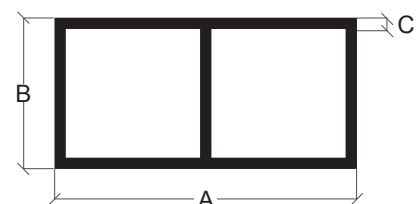
REF.	A	B
Q-28	50	3

**Tubos rectangulares cantos redondos**  
**Tubos rectangulares cantos curvos**


REF.	A	B	C
P-34	80	50	3

**Tubos rectangulares**  
**Tubos rectangulares**


REF.	A	B	C
P-01	30	12.5	1.5
P-27	30	15	1.2
P-02	30	15	1.5
P-11	30	20	1.3
P-04	40	20	1.3
P-03	40	20	2
P-19	50	25	1.3
P-06	50	30	1.5
P-07	50	34	2
P-18	60	15	1.3
P-08	60	20	1.3
P-44	60	30	1.5
P-05	60	40	1.2
P-20	60	40	1.5
P-09	65	30	1.5
P-12	70	20	1.3
P-22	70	40	2
P-10	75	40	1.5
P-26	80	20	1.2
P-21	80	20	1.5
P-23	80	30	1.5
P-29	80	40	1.3
P-24	80	40	2
P-13	85	30	1.8
P-25	100	18	2
P-32	100	40	1.4
P-28	100	40	2
P-33	100	45	1.4
P-15	100	45	2
P-31	100	60	2
P-30	120	40	1.7
P-17	150	25	2
P-35	150	65	2

**Tubos rectangulares com parede ao centro**  
**Tubos rectangulares con refuerzo central**


REF.	A	B	C
P-14*	100	20	1.3
P-16	125	15	1.8

\* Topos P-14: 30 02 61 00  
 \* Topos P-14: 30 02 61 00