

www.anicolor.pt

**SISTEMA DE
PORTADAS**

**SISTEMA DE
MALLORQUINAS**



XP

 **anicolor**
Sistemas de Aluminio

SISTEMA XP

Sistema de Portadas

CARACTERÍSTICAS DO SISTEMA

Sistema de portada que oferece a possibilidade de dois tipos de lâminas:

- Lâminas fixas
- Lâminas orientáveis

As lâminas orientáveis permitem uma total regulação através de mecanismos de rotação que permitem assim um controlo da luminosidade no interior.

Este sistema não utiliza inversores graças à fisionomia da folha, utilizando apenas um pequeno perfil de batente.

PERFIS DE ALUMÍNIO

As secções do aro e do móvel são de 40 e 47 mm respectivamente, com uma espessura média dos perfis de alumínio de 1.5 mm.

DIMENSIONAMENTO E MANOBRABILIDADE

Possibilidades de abertura: exterior (1, 2, 3 e 4 folhas), harmónio e correr.

SISTEMA XP

Sistema de Mallorquinas

CARACTERÍSTICAS DEL SISTEMA

Sistema de mallorquina que ofrece a possibilidade de dos tipos de lamas:

- Lamas fijas
- Lamas orientáveis

Las lamas orientables permiten una total regulación mediante mecanismos de rotación que permiten un control de la luminosidad interior.

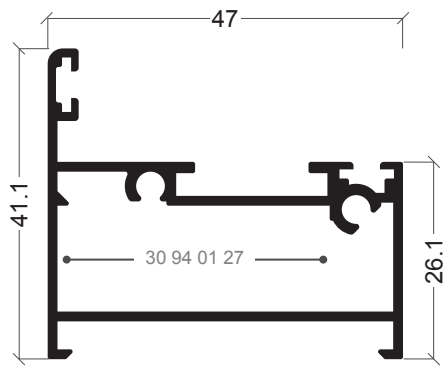
Este sistema no utiliza inversores debido a la fisonomía de la hoja, utilizando sólo un pequeño perfil de batiente.

PERFILES DE ALUMINIO

La profundidad del marco y hoja es de 40 y 47 mm respectivamente, con un espesor medio de los perfiles de aluminio de 1.5mm.

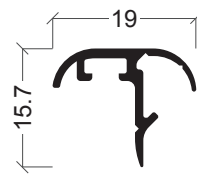
DIMENSIONAMIENTO Y MANIOBRABILIDAD

Possibilidades de abertura: exterior (1,2,3 y 4 hojas), plegable y corredera.



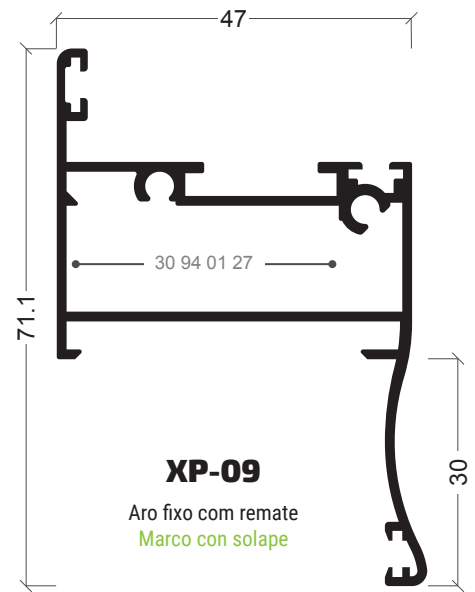
XP-03

Aro fixo
Marco



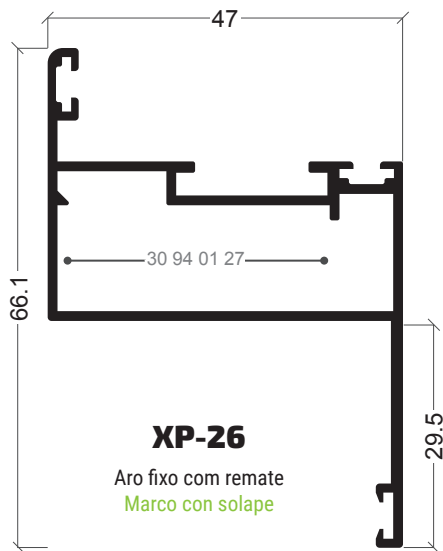
XP-04

Perfil de batente
Perfil de batiente



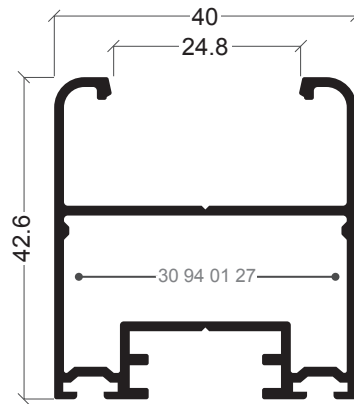
XP-09

Aro fixo com remate
Marco con solape



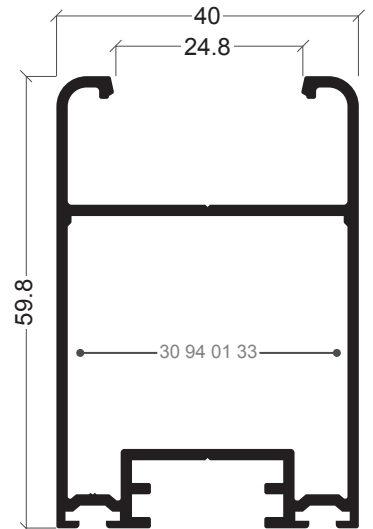
XP-26

Aro fixo com remate
Marco con solape



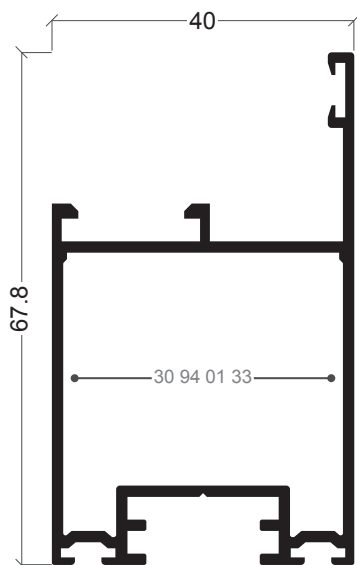
XP-05

Aro móvel
Hoja ventana para acristalar



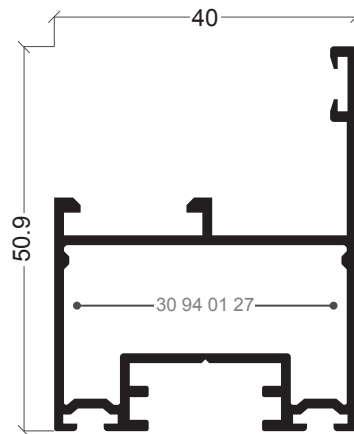
XP-18

Aro móvel
Hoja puerta para acristalar



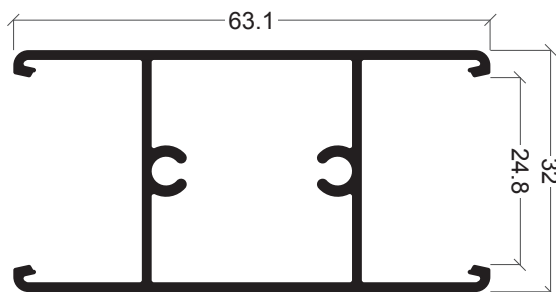
XP-22

Aro móvel com bite
Hoja puerta para acristalar



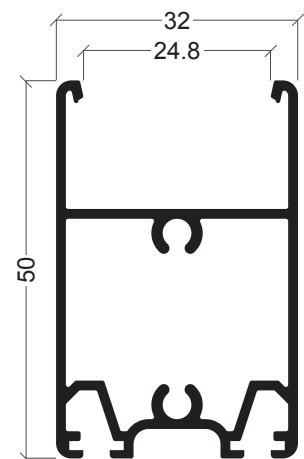
XP-11

Aro móvel com bite
Hoja ventana para acristalar



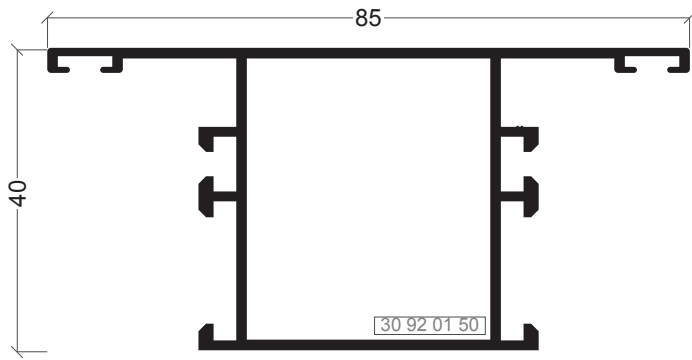
XP-25

Travessa
Travessaño

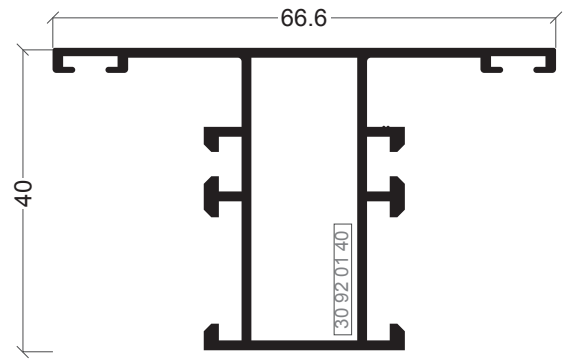


XP-10

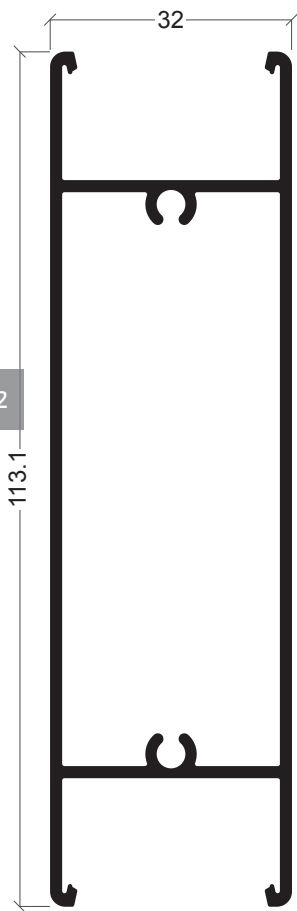
Almofada 50 mm
Zócalo ventana



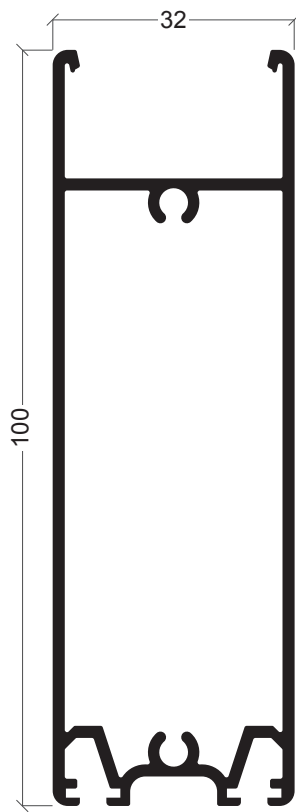
AZ-09
Travessa
Zanca puerta



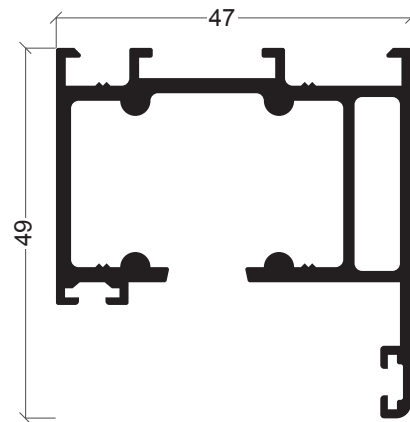
AZ-01
Travessa
Zanca ventana



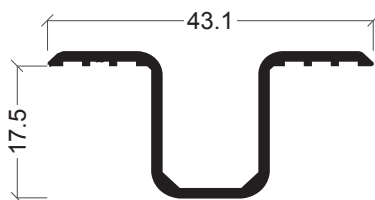
XP-27
Travessa 113 mm
Zócalo 113 mm



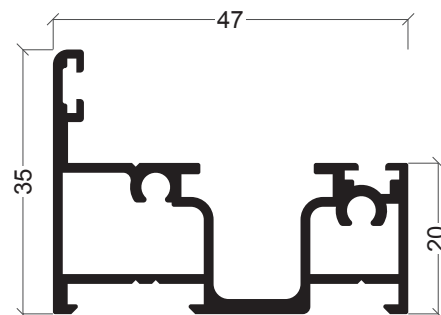
XP-16
Almofada 100 mm
Travessaño de puerta



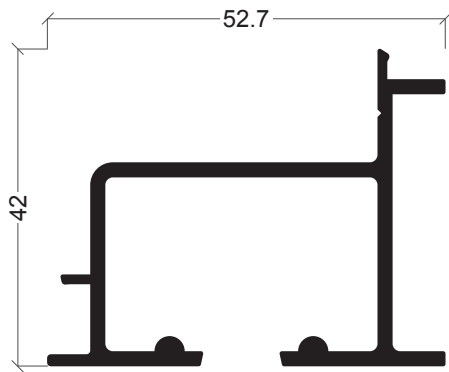
XP-21
Aro fijo de correr
Marco carril



XP-23
Guía embutir de correr
Guía embutida

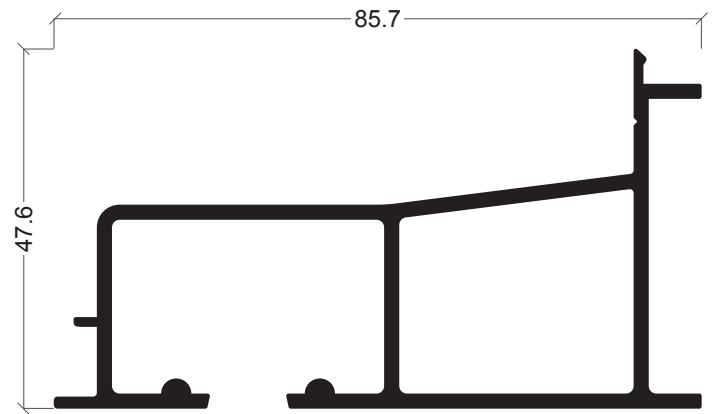


XP-24
Aro fijo guía de correr
Marco guía



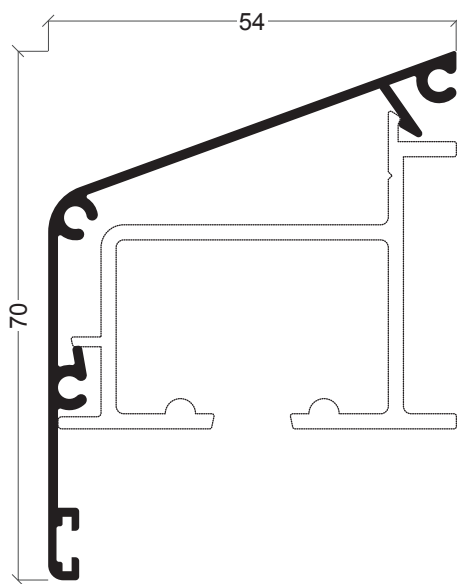
XP-07

Guia superior de correr
Guia superior corredera



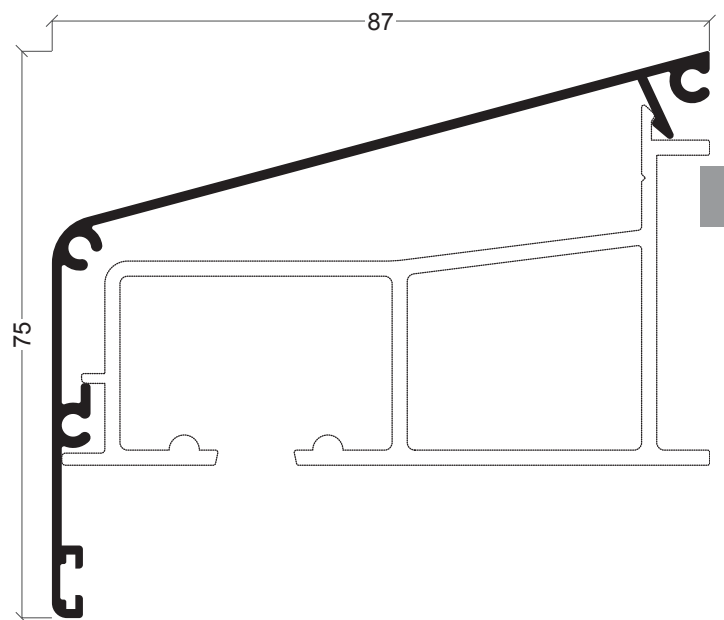
XP-13

Guia superior de correr longa
Guia superior corredera larga



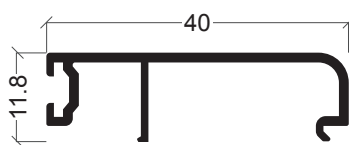
XP-06

Tampa guia superior de correr
Tapa guia superior corredera



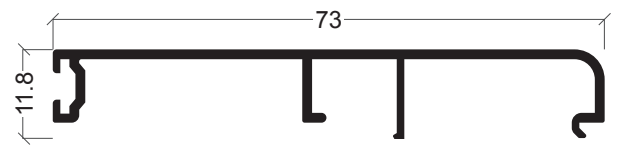
XP-12

Tampa guia superior de correr longa
Tapa guia superior corredera larga



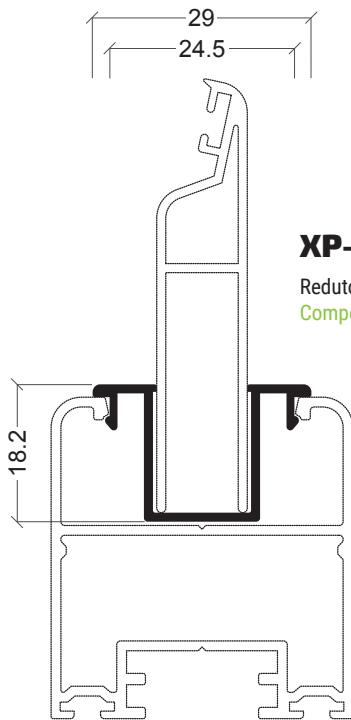
XP-08

Tampa lateral de correr
Tapa lateral corredera

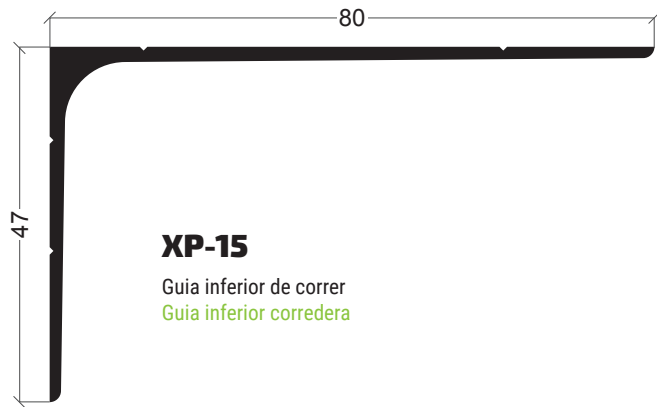


XP-14

Tampa lateral de correr longa
Tapa lateral corredera larga

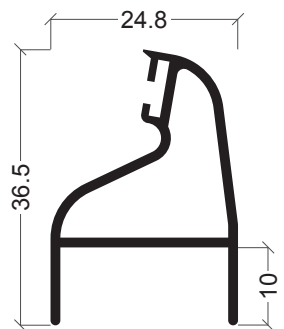


XP-19
Redutor para Z/54
Compensador para Z-54

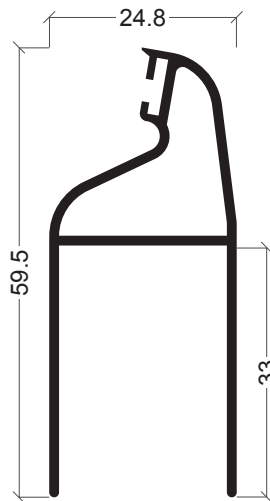


XP-15
Guia inferior de correr
Guia inferior corredera

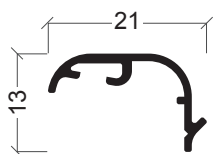
64



XP-02
Meia lâmina 10 mm
Media lama 10 mm



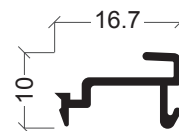
XP-01
Meia lâmina 33 mm
Media lama 33 mm



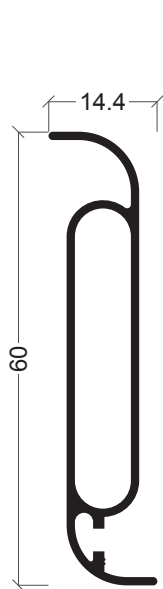
XP-17
Perfil batente de correr
Perfil batiente corredera



AX-19
Vareta
Pletina falleba

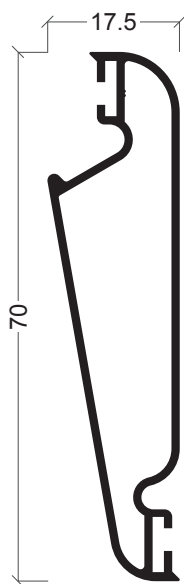


AX-33
Mola bite
Grapa junquillo



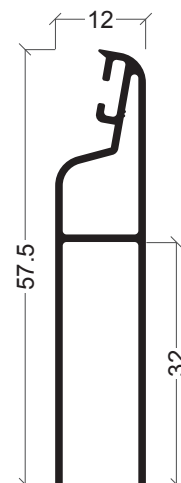
Z-52

Lâmina móvel
Lama móvil



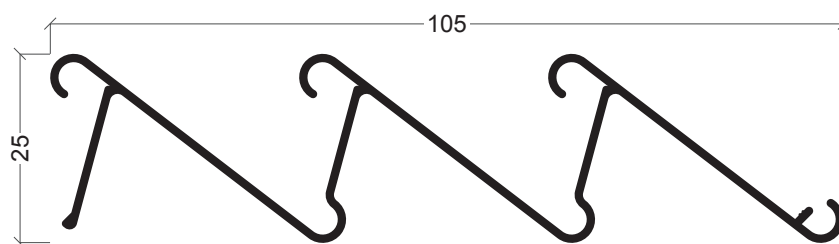
Z-53

Lâmina móvel
Lama móvil



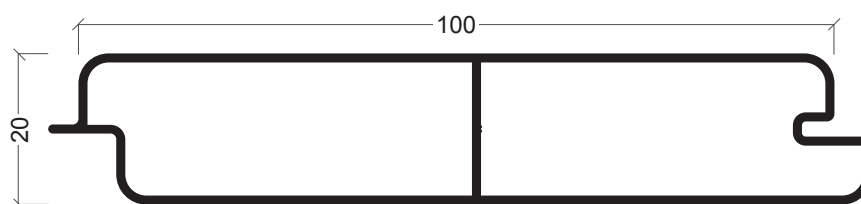
Z-54

Meia lâmina 32 mm
Media lama 32 mm



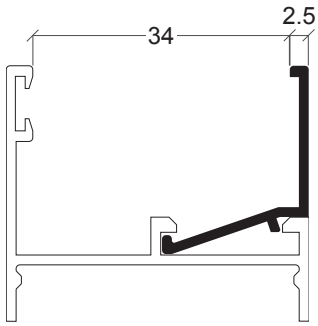
Z-20

Meia lâmina
Lama fija

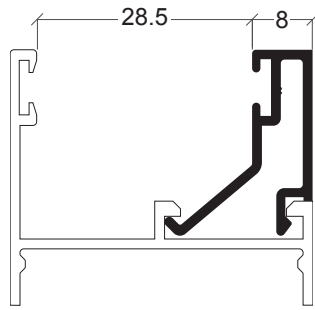


W-25

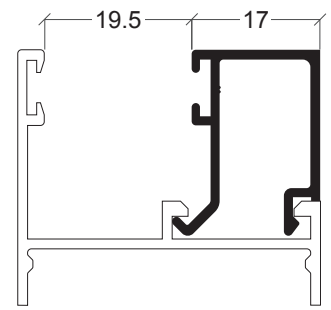
Lâmina de encaixe 100 x 20
Lama apilable



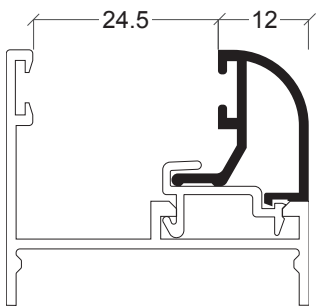
AX-69



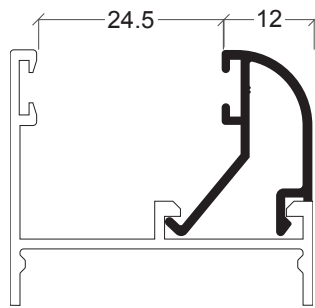
AX-74



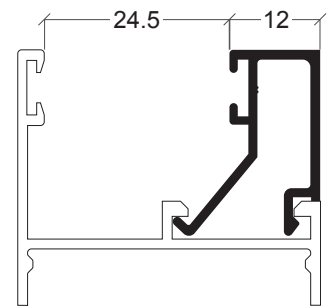
AX-46



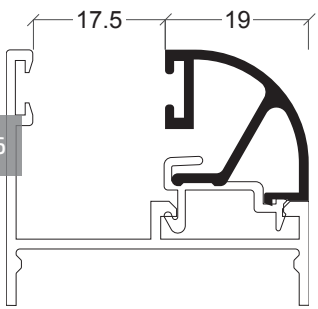
AX-37



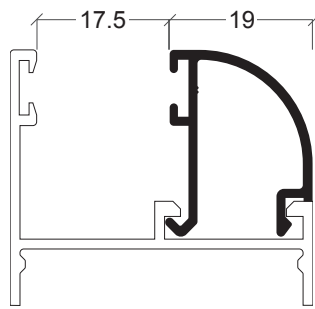
AZ-8



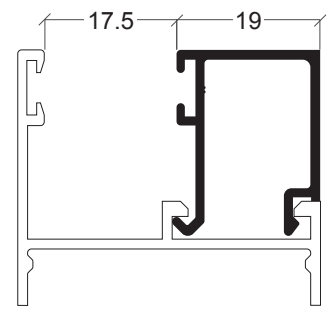
AX-36



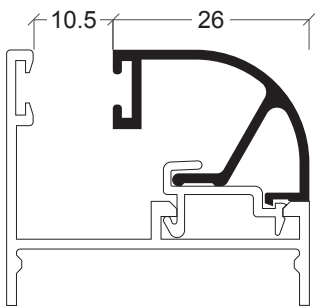
AX-30



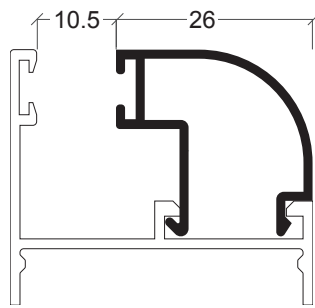
AZ-7



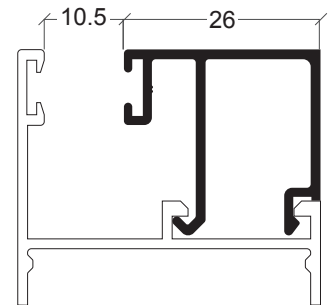
AX-35



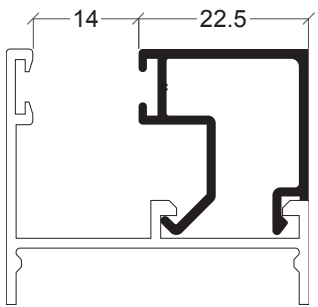
AX-29



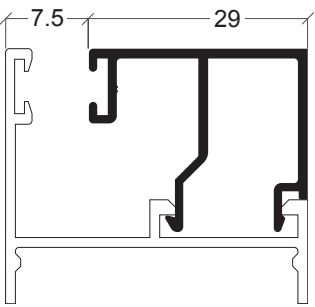
AZ-6



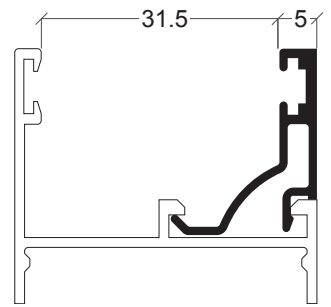
AX-31



AX-78

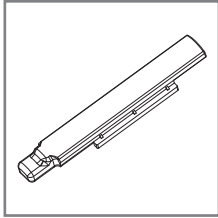


AX-81



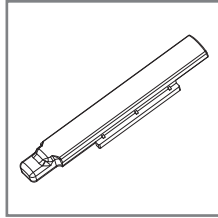
AX-82

66



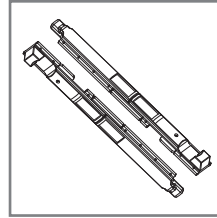
30 92 00 41

Terminal superior
Terminal superior



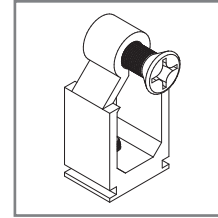
30 92 00 42

Terminal inferior
Terminal inferior



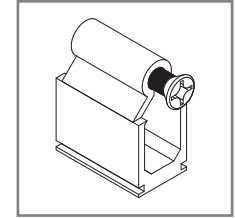
30 92 01 20

Fecho 2ª folha
Cierre 2ª hoja



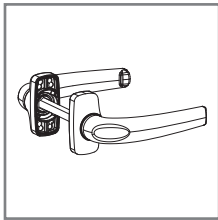
30 92 01 40

União topos janela
Tope zanca ventana



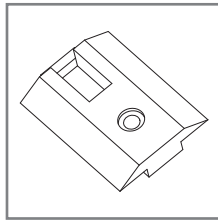
30 92 01 50

União topos porta
Tope zanca puerta



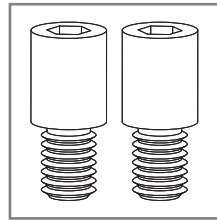
30 92 05 60/61

Puxador duplo branco/preto
Manilla doble blanco/negro



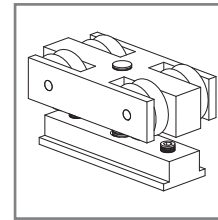
30 94 01 02

Complemento de fecho
Complemento cierre de mallorquina



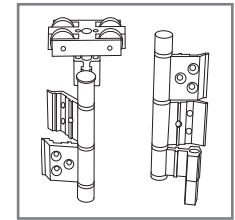
30 94 01 04

Jogo parafusos distanciadores
Juego tornillos distanciadores



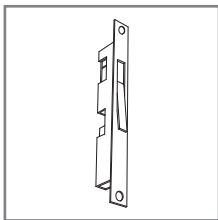
30 94 01 05

Rolamentos
Rodamientos




30 94 01 06/14

Rolamento e dobradiça harmónio (branco/preto)
Rodamiento y bisagra plegable (blanco/negro)



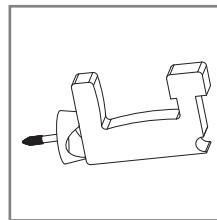
30 94 01 07/15

Fecho de embutir (branco/preto)
Cierre de embutir (blanco/negro)



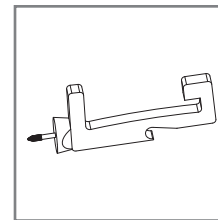
30 94 01 08/16

Aplique fixador (branco/preto)
Tirador (blanco/negro)



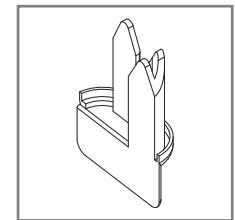
30 94 01 09/17

Fixador de portada 2 folhas (branco/preto)
Sujeta ventanas 2 hojas (blanco/negro)



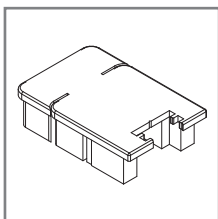
30 94 01 10/18

Fixador portada 4 folhas (branco/preto)
Sujeta ventana 4 hojas (blanco/negro)



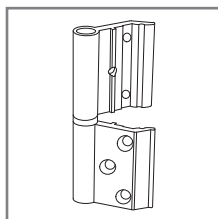
30 94 01 12/20

Jogo topos perfil batente (branco/preto)
Juego topes perfil batiente (blanco/negro)



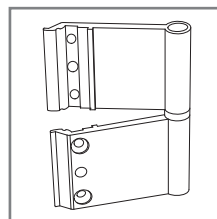
30 94 01 13/21

Tampa aro móvel (branco/preto)
Cerradero hoja (blanco/negro)



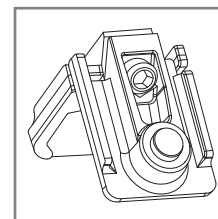
30 94 01 24/30

Dobradiça (branco/preto)
Bisagra (blanco/negro)



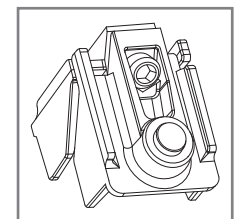
30 94 01 25/31

Dobradiça 4ª folha (branco/preto)
Bisagra 4ª hoja (blanco/negro)



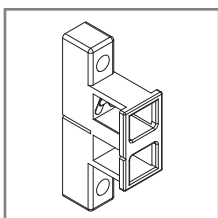
30 94 01 27

Esquadro janela
Escuadra ventana



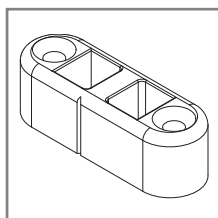
30 94 01 33

Esquadro porta
Escuadra puerta



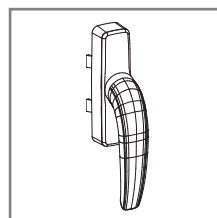
30 94 01 34

Fecho superior correr
Cierre superior corredera



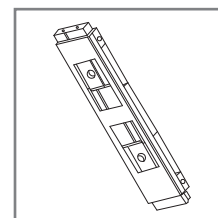
30 94 01 35

Fecho inferior correr
Cierre inferior corredera



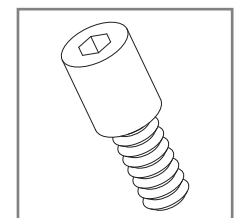
30 94 01 38/41

Cremone abertura exterior branco/preto
Cremona abertura exterior blanco/negro



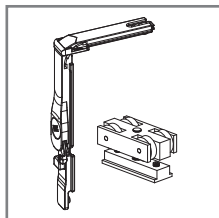
30 94 01 39

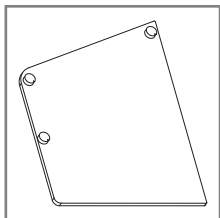
Kit fixação cremone abertura exterior
Kit fijación cremona abertura exterior

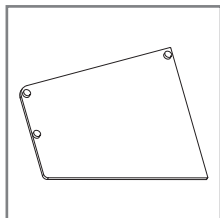


30 94 01 40

Distanciador abertura exterior 14 mm
Distanciador abertura exterior 14 mm


30 94 01 47

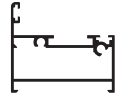











 Conjunto de rolamentos para folhas pares
 Conjunto de rodamientos para hojas pares

31 94 01 36

 Tampa lateral correr 54 mm
 Tope carril corredera 54 mm

31 94 01 37

 Tampa lateral correr 87 mm
 Tope carril corredera 87 mm

| REFERÊNCIA • REFERENCIA | DESENHO • DISEÑO | DESCRIÇÃO • DESCRIPCIÓN |
|-------------------------|---|---|
| 30 93 01 40 |  | Junta lâminas • Junta lamas |
| 30 94 01 46 |  | Junta interior/exterior • Junta interior/exterior |
| 30 95 00 10 |  | Pelúcia 7x9 mm STOP-FIN • Burlete 7x9 mm STOP-FIN |
| 30 95 00 30 |  | Pelúcia 7x7 mm STOP-FIN • Burlete 7x7 mm STOP-FIN |

Portada 1 folha abertura exterior • Mallorca 1 hoja apertura exterior
PERFIS • PERFIS

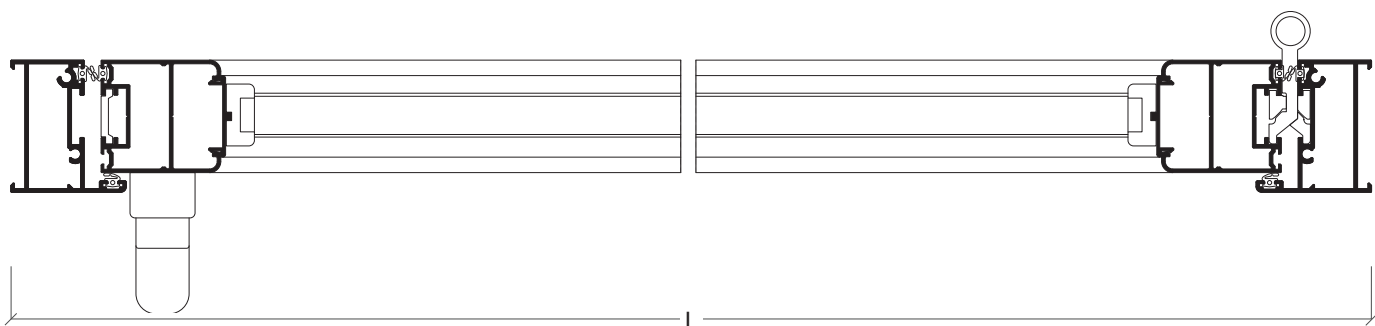
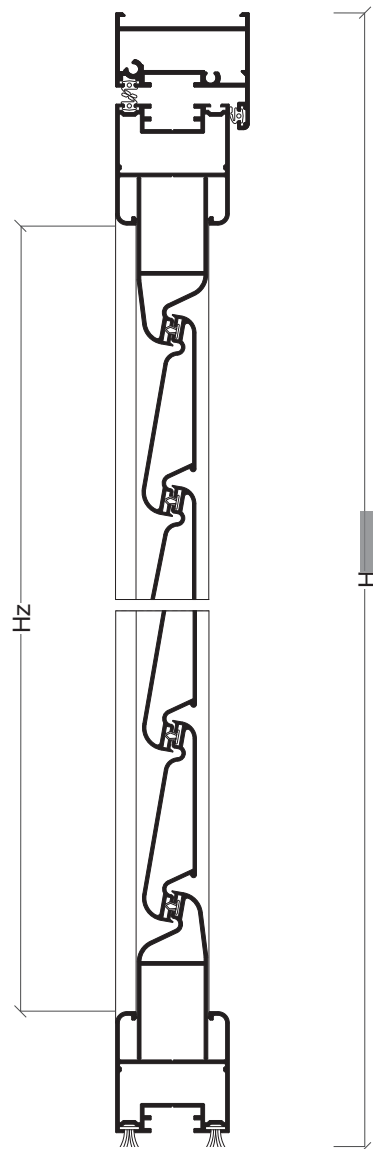
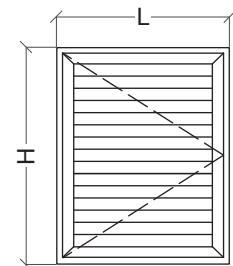
| DESENHO • DISEÑO | REF. | DESCRIÇÃO • DESCRIPCIÓN | CORTE CORTE | QUANTIDADE CANTIDAD | MEDIDAS • MEDIDA |
|---|-------|------------------------------------|---|------------------------------|------------------|
|  | XP-03 | Aro fixo • Marco |  | 1 | L |
| | | |  | 2 | H |
|  | XP-05 | Aro móvel de janela • Hoja ventana |  | 2 | L-64 mm |
| | | |  | 2 | H-37 mm |
|  | XP-01 | Meia lâmina • Media lama |  | 2 | L-173 mm |
|  | Z-53 | Lâmina • Lama |  | Segundo altura Según alto | L-163 mm |
|  | AX-19 | Vareta • Pletina falleba |  | 2 | Apro. H/2 mm |

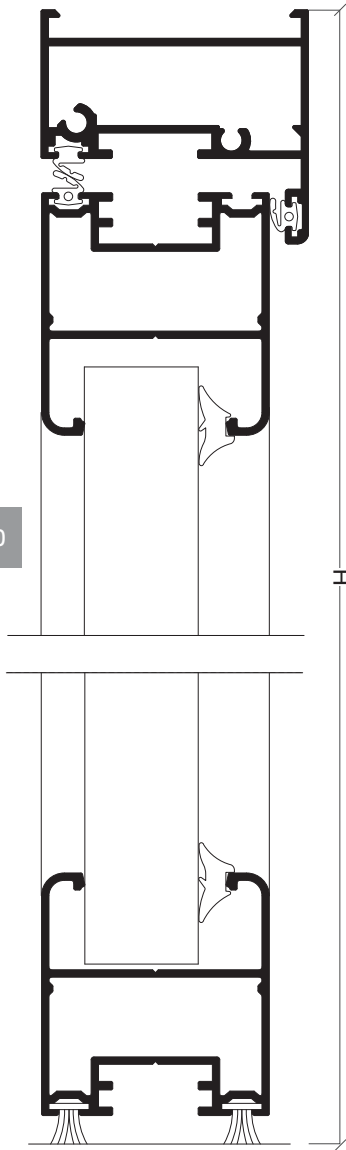
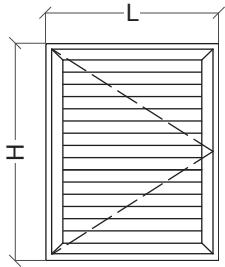
ACESSÓRIOS E JUNTAS • ACCESORIOS Y JUNTAS

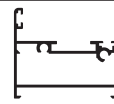


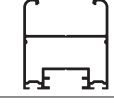






| REF. | DESCRIÇÃO • DESCRIPTION | QUANTIDADE CANTIDAD |
|-------------|---|----------------------------------|
| 30 94 01 02 | Complemento fecho de portada • Complemento cierre de mallorquina | 1 |
| 30 94 01 09 | Fixador de portadas • Sujeta ventanas | 1 |
| 30 94 01 24 | Dobradiça branca • Bisagra blanca | 2 |
| 30 94 01 27 | Esquadro de janela • Escuadra ventana | 6 |
| 30 92 00 41 | Terminal de fecho • Terminal de cierre | 2 |
| 30 94 01 38 | Cremona abertura exterior • Cremona apertura exterior | 1 |
| 30 94 01 39 | Kit fixação cremona • Kit fijación cremona | 1 |
| 30 94 01 40 | Distanciador 14 mm abertura exterior • Distanciador 14 mm apertura exterior | 2 |
| --- | Jogo portalâminas (segundo altura) • Juego puertalamas (según alto) | 1 |
| 30 93 01 40 | Vedante lâminas • Junta lamas | Nº lâminas + 1L Nº lamas + 1L |
| 30 94 01 46 | Junta interior/exterior • Junta interior/exterior | 3L+6H |
| 30 95 00 30 | Pelúcia 7x7 mm • Burlete 7x7 mm | 2L |

PORTALÂMINAS • PUERTALAMAS

| |
|---------------|
| Hz = H-122 mm |
|---------------|

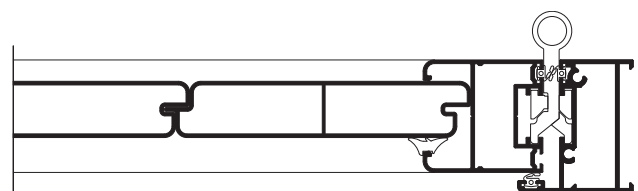
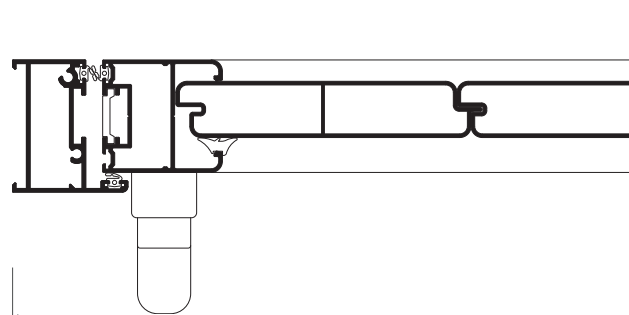


Portada de 1 folha - lâminas fixas • Mallorca de 1 hoja - lamas fijas

PERFIS • PERFIS

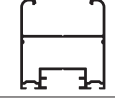





| DESENHO • DISEÑO | REF. | DESCRIÇÃO • DESCRIPCIÓN | CORTE CORTE | QUANTIDADE CANTIDAD | MEDIDAS • MEDIDA |
|---|-------|------------------------------------|---|------------------------------|------------------|
|  | XP-03 | Aro fixo • Marco |  | 1 | L |
| | | |  | 2 | H |
|  | XP-05 | Aro móvel de janela • Hoja ventana |  | 2 | L-64 mm |
| | | |  | 2 | H-37 mm |
|  | W-25 | Lâmina • Lama apilable |  | Segundo altura Según alto | H-93 mm |
|  | AX-19 | Vareta • Pletina falleba |  | 2 | Apro. H/2 mm |

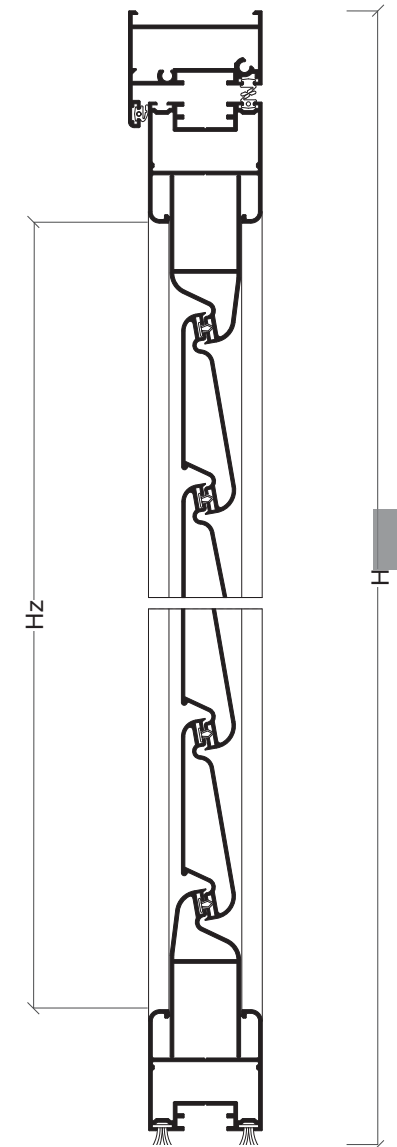
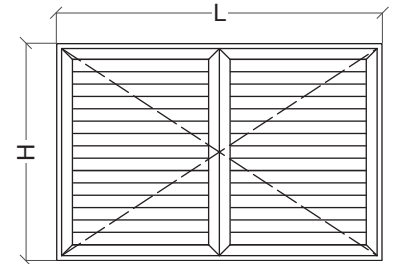
ACESSÓRIOS E JUNTAS • ACCESORIOS Y JUNTAS

| REF. | DESCRIÇÃO • DESCRIPTION | QUANTIDADE CANTIDAD |
|-------------|---|---------------------|
| 30 94 01 02 | Complemento fecho de portada • Complemento cierre de mallorquina | 1 |
| 30 94 01 09 | Fixador de portada • Sujeta ventanas | 1 |
| 30 94 01 24 | Dobradiça branca • Bisagra blanca | 2 |
| 30 94 01 27 | Esquadro de janela • Escuadra ventana | 6 |
| 30 92 00 41 | Terminal de fecho • Terminal de cierre | 2 |
| 30 94 01 38 | Cremona abertura exterior • Cremona apertura exterior | 1 |
| 30 94 01 39 | Kit fixação cremone • Kit fijación cremona | 1 |
| 30 94 01 40 | Distanciador 14 mm abertura exterior • Distanciador 14 mm apertura exterior | 2 |
| 30 94 01 46 | Junta interior/ exterior • Junta interior/exterior | 3L+6H |
| 30 95 00 30 | Pelúcia 7x7 mm • Burlete 7x7 mm | 2L |
| 30 93 00 65 | Junta de cunha • Junta interior | 2L+2H |



Portada de 2 folhas • Mallorca de 2 hojas
PERFIS • PERFIS

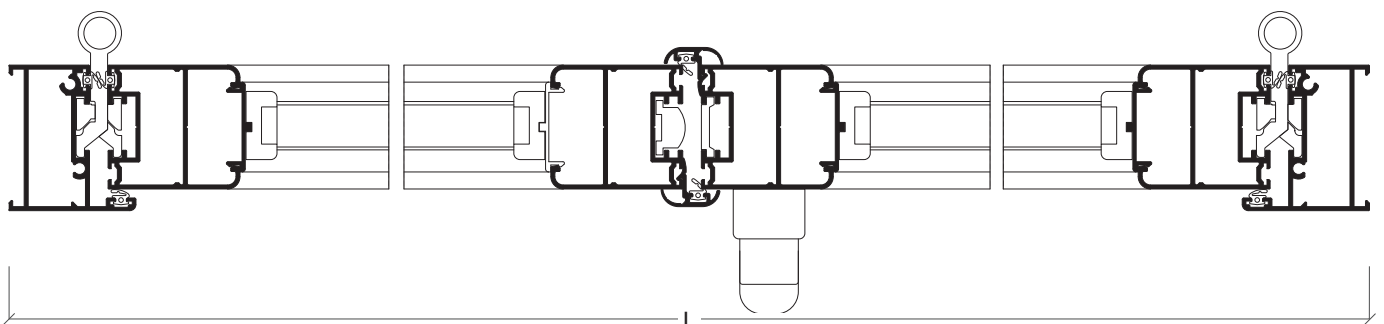
| DESENHO • DISEÑO | REF. | DESCRIÇÃO • DESCRIPCIÓN | CORTE CORTE | QUANTIDADE CANTIDAD | MEDIDAS • MEDIDA |
|---|-------|--|---|------------------------------|------------------|
|  | XP-03 | Aro fixo • Marco |  | 1 | L |
| | | |  | 2 | H |
|  | XP-05 | Aro móvel de janela • Hoja ventana |  | 4 | L/2-35 mm |
| | | |  | 4 | H-37 mm |
|  | XP-01 | Meia lâmina • Media lama |  | 4 | L/2-144 mm |
|  | Z-53 | Lâmina • Lama |  | Segundo altura Según alto | L/2-134 mm |
|  | XP-04 | Perfil de batente • Perfil de batiente |  | 2 | H-37 mm |
|  | AX-19 | Vareta • Pletina falleba |  | 2 | Apro. H/2 mm |

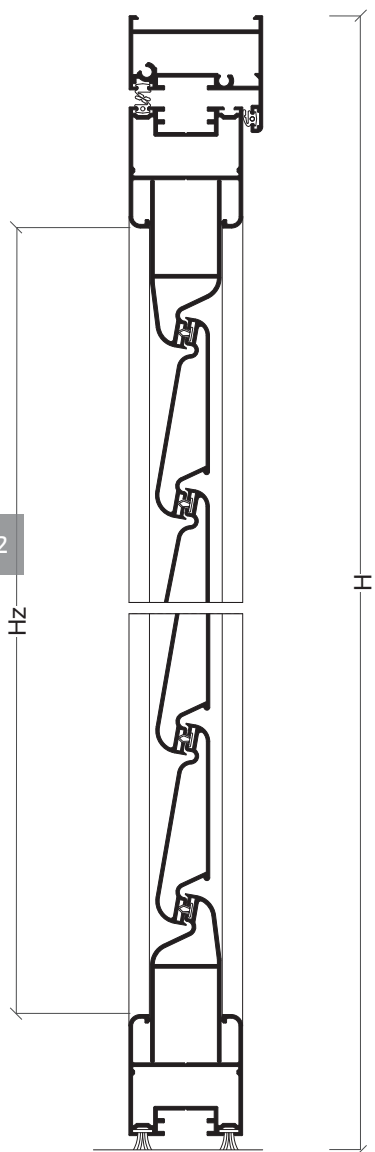
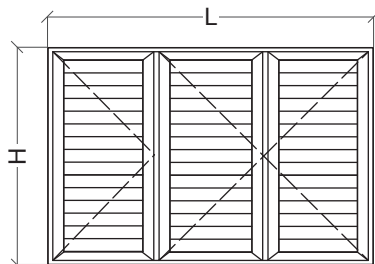

ACESSÓRIOS E JUNTAS • ACCESORIOS Y JUNTAS

| REF. | DESCRIÇÃO • DESCRIPTION | QUANTIDADE CANTIDAD |
|-------------|---|--|
| 30 92 00 41 | Terminal de fecho • Terminal de cierre | 2 |
| 30 94 01 02 | Complemento fecho de portada • Complemento cierre de mallorquina | 2 |
| 30 92 01 20 | Fecho 2ª folha • Cierre 2ª hoja | 1 |
| 30 94 01 09 | Fixador de portada • Fijador de mallorquina | 2 |
| 30 94 01 12 | Jogo topos para perfil batente • Juego topos para perfil batiente | 2 |
| 30 94 01 24 | Dobradiça • Bisagra | 4 |
| 30 94 01 27 | Esquadro de janela • Escuadra ventana | 10 |
| 30 94 01 38 | Cremona abertura exterior • Cremona apertura exterior | 1 |
| 30 94 01 39 | Kit fixação cremona • Kit fijación cremona | 1 |
| 30 94 01 40 | Distanciador 14 mm abertura exterior • Distanciador 14 mm apertura exterior | 2 |
| --- | Jogo portalaminas (segundo altura) • Juego puertalamas (según alto) | 1 |
| 30 93 01 40 | Vedante lâminas • Junta lamas | Nº lâminas + 1 L/2 Nº lamas + 1 L/2 |
| 30 94 01 46 | Junta interior/exterior • Junta interior/exterior | 2L+2L/2+8H |
| 30 95 00 30 | Pelúcia 7x7 mm • Burlete 7x7 mm | 4L/2 |

PORTALÂMINAS • PUERTALAMAS

| |
|---------------|
| Hz = H-122 mm |
|---------------|



Portada 3 folhas abertura exterior • Mallorca 3 hojas apertura exterior

PERFIS • PERFIS

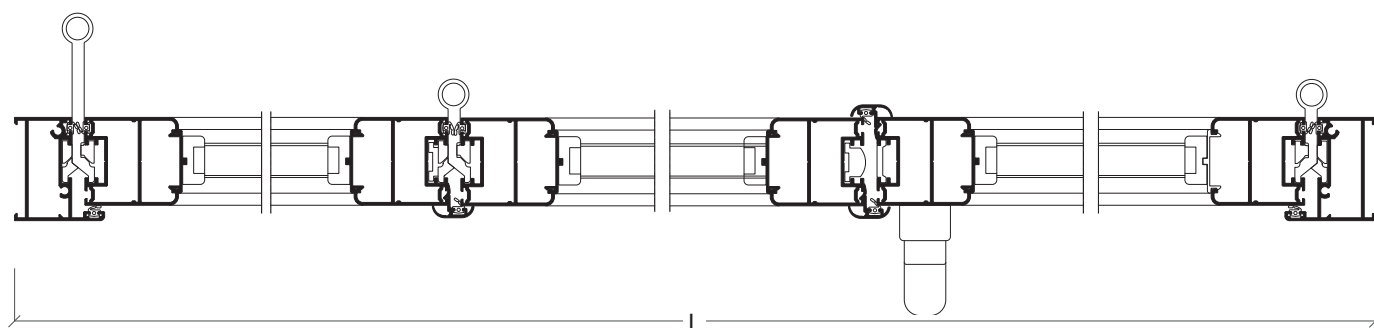
| DESENHO • DISEÑO | REF. | DESCRIÇÃO • DESCRIPCIÓN | CORTE CORTE | QUANTIDADE CANTIDAD | MEDIDAS • MEDIDA |
|--|-------|--|--|------------------------------|-------------------|
|  | XP-03 | Aro fixo • Marco |  | 1 | L |
| | | |  | 2 | H |
|  | XP-05 | Aro móvel de janela • Hoja ventana |  | 4 | Lat. = L/2-37 mm |
| | | |  | 2 | Cen. = L/3-42 mm |
| | | |  | 6 | H-37 mm |
|  | XP-01 | Meia lâmina • Media lama |  | 4 | Lat. = L/3-126 mm |
| | | |  | 2 | Cen. = L/3-151 mm |
|  | Z-53 | Lâmina • Lama |  | Segundo altura Según alto | Lat. = L/3-116 mm |
| | | |  | Segundo altura Según alto | Cen. = L/3-141 mm |
|  | XP-04 | Perfil de batente • Perfil de batiente |  | 3 | H-37 mm |
|  | AX-19 | Vareta • Pletina falleba |  | 2 | Apro. H/2 mm |

ACESSÓRIOS E JUNTAS • ACCESORIOS Y JUNTAS

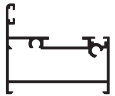




| REF. | DESCRIÇÃO • DESCRIPTION | QUANTIDADE CANTIDAD |
|-------------|---|--|
| 30 92 00 41 | Terminal de fecho • Terminal de cierre | 2 |
| 30 94 01 02 | Complemento fecho de portada • Complemento cierre de mallorquina | 2 |
| 30 92 01 20 | Fecho 2ª folha • Cierre 2ª hoja | 4 |
| 30 94 01 09 | Fixador de portada (opcional) • Sujeta ventanas (opcional) | 1 |
| 30 94 01 10 | Fixador de portada 3/4 folhas (opcional) • Sujeta ventanas 3/4 hojas (opcional) | 1 |
| 30 94 01 12 | Joogo topos para perfil batente • Juego topes para perfil batiente | 1 |
| 30 94 01 24 | Dobradiça • Bisagra | 4 |
| 30 94 01 25 | Dobradiça 3ª/4ª folha • Bisagra 3ª/4ª hoja | 2 |
| 30 94 01 27 | Esquadro de janela • Escuadra de ventana | 14 |
| 30 94 01 38 | Cremono abertura exterior • Cremona apertura exterior | 1 |
| 30 94 01 39 | Kit fixação cremone • Kit fijación cremona | 1 |
| 30 94 01 40 | Distanciador 14 mm abertura exterior • Distanciador 14 mm apertura exterior | 2 |
| --- | Joogo portálâminas (segundo altura) • Juego puertalamas (según alto) | 3 |
| 30 93 01 40 | Vedante lâminas • Junta lamas | Nº lâminas + 1 L/3 Nº lamas + 1 L/3 |
| 30 94 01 46 | Junta interior/exterior • Junta interior/exterior | 2L+3L/3+11H |
| 30 95 00 30 | Pelúcia 7x7 mm • Burlete 7x7 mm | 6L/2 |

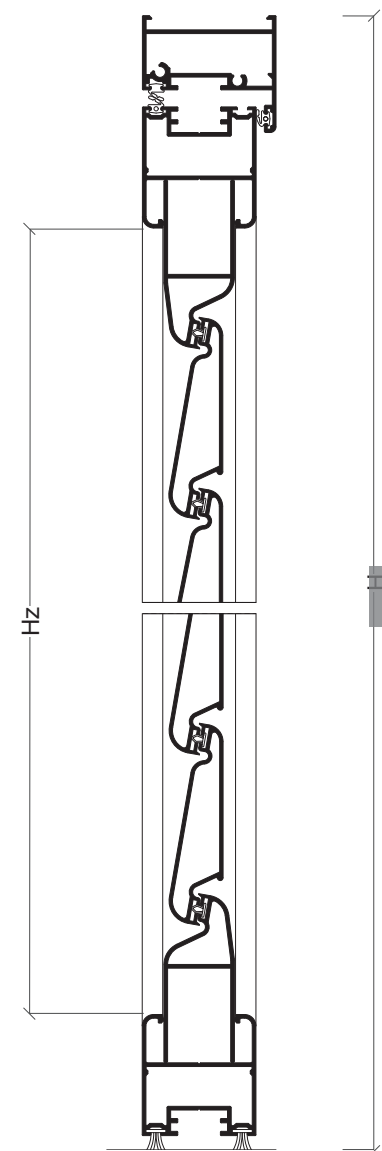
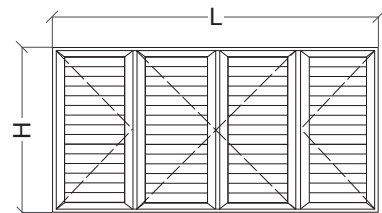
PORTALÂMINAS • PUERTALAMAS

Hz = H-122 mm



Portada 4 folhas abertura exterior • Mallorca 4 hojas apertura exterior
PERFIS • PERFIS

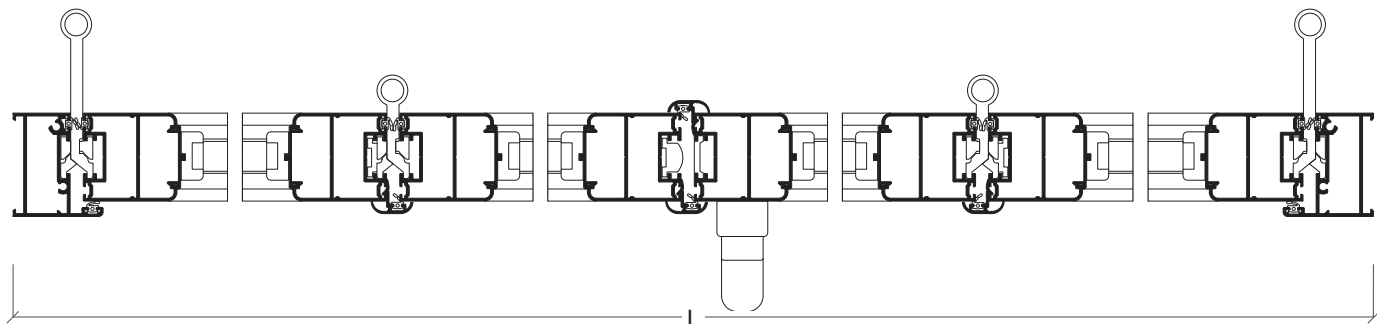
| DESENHO • DISEÑO | REF. | DESCRIÇÃO • DESCRIPCIÓN | CORTE CORTE | QUANTIDADE CANTIDAD | MEDIDAS • MEDIDA |
|--|-------|--|---|------------------------------|-------------------|
|  | XP-03 | Aro fixo • Marco |  | 1 | L |
| | | |  | 2 | H |
|  | XP-05 | Aro móvel de janela • Hoja ventana |  | 4 | Lat. = L/4-8 mm |
| | | |  | 4 | Cen. = L/4-33 mm |
| | | |  | 8 | H-37 mm |
|  | XP-01 | Meia lâmina • Media lama |  | 4 | Lat. = L/4-117 mm |
| | | |  | 4 | Cen. = L/4-132 mm |
|  | Z-53 | Lâmina • Lama |  | Segundo altura Según alto | Lat. = L/4-107 mm |
| | | |  | Segundo altura Según alto | Cen. = L/4-132 mm |
|  | XP-04 | Perfil de batente • Perfil de batiente |  | 4 | H-37 mm |
|  | AX-19 | Vareta • Pletina falleba |  | 2 | Apro. H/2 mm |

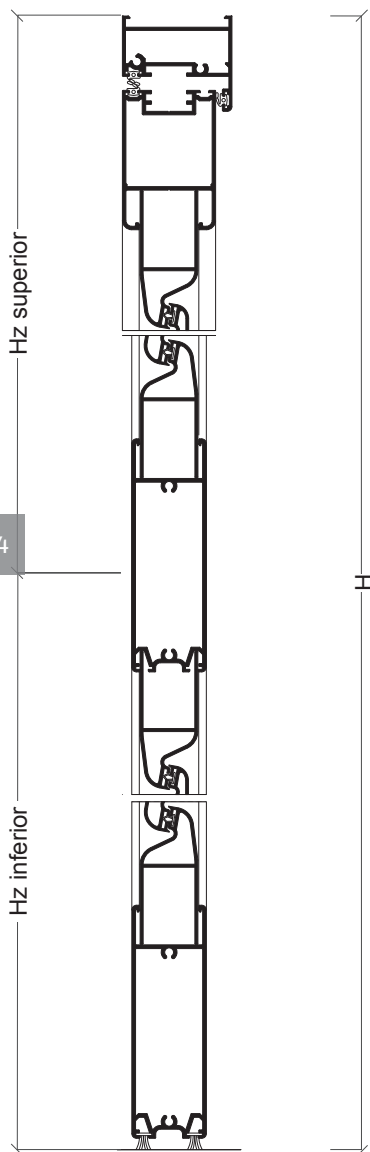
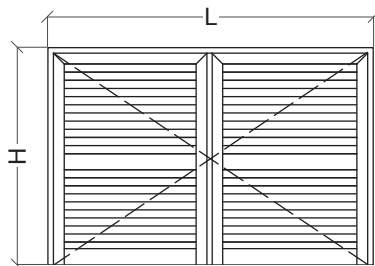

ACESSÓRIOS E JUNTAS • ACCESORIOS Y JUNTAS

| REF. | DESCRIÇÃO • DESCRIPTION | QUANTIDADE CANTIDAD |
|-------------|---|--|
| 30 92 00 41 | Terminal de fecho • Terminal de cierre | 2 |
| 30 94 01 02 | Complemento de fecho de portada • Complemento cierre demallorquina | 3 |
| 30 92 01 20 | Fecho 2ª folha • Cierre 2ª hoja | 3 |
| 30 94 01 10 | Fixador de portada 3/4 folhas (opcional) • Sujeta ventanas 3/4 hojas (opcional) | 2 |
| 30 94 01 12 | Jogo topos para perfil batente • Juego topes para perfil batiente | 4 |
| 30 94 01 24 | Dobradiça • Bisagra | 4 |
| 30 94 01 25 | Dobradiça 3ª/4ª folha • Bisagra 3ª/4ª hoja | 4 |
| 30 94 01 27 | Esquadro de janela • Escuadra de ventana | 18 |
| 30 94 01 38 | Cremona abertura exterior • Cremona apertura exterior | 1 |
| 30 94 01 39 | Kit fixação cremona • Kit fijación cremona | 1 |
| 30 94 01 40 | Distanciador 14 mm abertura exterior • Distanciador 14 mm apertura exterior | 2 |
| --- | Jogo portalaminas (segundo altura) • Juego puertalamas (según alto) | 4 |
| 30 93 01 40 | Vedante lâminas • Junta lamas | Nº lâminas + 1 L/4 Nº lamas + 1 L/4 |
| 30 94 01 46 | Junta interior/exterior • Junta interior/exterior | 2L+4L/4+14H |
| 30 95 00 30 | Pelúcia 7x7 mm • Burlete 7x7 mm | 8L/4 |

PORTALÂMINAS • PUERTALAMAS

| |
|---------------|
| Hz = H-122 mm |
|---------------|



Portada 2 folhas abertura exterior • Mallorca 2 hojas apertura exterior

PERFIS • PERFIS

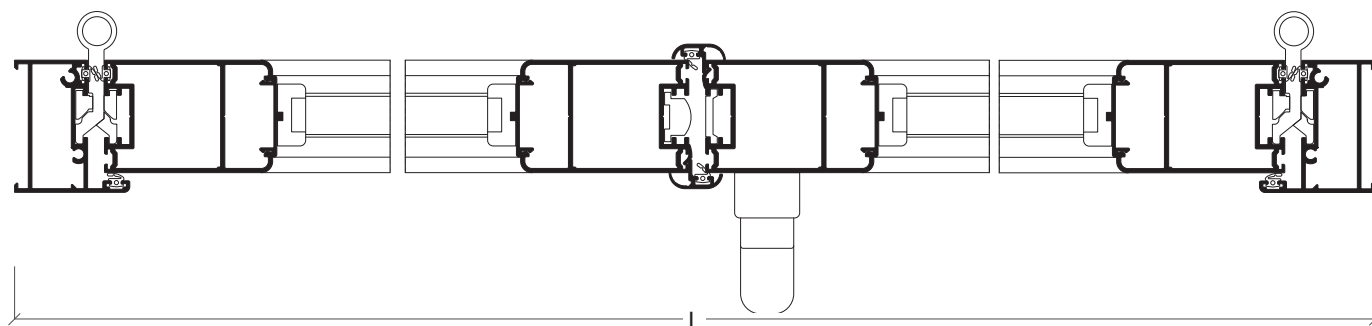
| DESENHO • DISEÑO | REF. | DESCRIÇÃO • DESCRIPCIÓN | CORTE CORTE | QUANTIDADE CANTIDAD | MEDIDAS • MEDIDA |
|---|-------|--|---|------------------------------|------------------|
|  | XP-03 | Aro fixo • Marco |  | 1 | L |
| | | |  | 2 | H |
|  | XP-18 | Aro móvel de porta Hoja de puerta para acristalar |  | 2 | L/2-35 mm |
| | | |  | 4 | H-37 mm |
|  | XP-16 | Almofada 100 mm • Travesaño de puerta |  | 4 | L/2-154 mm |
|  | XP-01 | Meia lâmina • Media lama |  | 8 | L/2-178 mm |
|  | Z-53 | Lâmina • Lama |  | Segundo altura Según alto | L/2-168 mm |
|  | XP-04 | Perfil de batente • Perfil de batiente |  | 2 | H-37 mm |
|  | AX-19 | Vareta • Pletina falleba |  | 2 | Apro. H/2 mm |

ACESSÓRIOS E JUNTAS • ACCESORIOS Y JUNTAS

| REF. | DESCRIÇÃO • DESCRIPTION | QUANTIDADE CANTIDAD |
|-------------|--|--------------------------------------|
| 30 94 01 38 | Cremona abertura exterior • Cremona apertura exterior | 1 |
| 30 94 01 02 | Complemento fecho de portada • Complemento cierre de mallorquina | 2 |
| 30 94 01 39 | Kit fixação cremona • Kit fijación cremona | 1 |
| 30 94 01 12 | Jogo topos para perfil batente • Juego topes para perfil batiente | 2 |
| 30 94 01 13 | Tampa da folha • Cerradero hoja | 4 |
| 30 94 01 24 | Dobradiça • Bisagra | 8 |
| 30 94 01 27 | Esquadro de janela • Escuadra de ventana | 2 |
| 30 94 01 33 | Esquadro porta • Escuadra puerta | 4 |
| 30 92 01 20 | Fecho 2ª folha • Cierre 2ª hoja | 1 |
| 30 94 01 40 | Distanciador 14 mm abertura exterior • Distanciador 14 mm apertura exterior | 2 |
| --- | Jogo portálâminas (segundo Hz superior) Juego puertalaminas (según Hz superior) | 2 |
| --- | Jogo portálâminas (segundo Hz inferior) Juego puertalaminas (según Hv inferior) | 2 |
| 30 93 01 40 | Vedante lâminas • Junta lamas | Nº lâminas + 2L/2 Nº lamas + 2L/2 |
| 30 94 01 46 | Junta interior/exterior • Junta interior/exterior | 2L+2L/2+8H |
| 30 95 00 30 | Pelúcia 7x7 mm • Burlete 7x7 mm | 4L/2 |
| 30 92 00 41 | Terminal Superior • Terminal Superior | 2 |

PORTALÂMINAS • PUERTALAMAS

| |
|---------------------------------------|
| Hz superior • HZ superior = H1-148 mm |
| Hz inferior • HZ inferior = H2-161 mm |



Portada 3 folhas harmónio abertura exterior • Mallorca 3 hojas plegable apertura exterior
PERFIS • PERFIS

| DESENHO • DISEÑO | REF. | DESCRIÇÃO • DESCRIPCIÓN | CORTE CORTE | QUANTIDADE CANTIDAD | MEDIDAS • MEDIDA |
|---|-------|--|---|------------------------------|------------------|
|  | XP-21 | Aro fixo para carril • Marco para carril |  | 1 | L |
|  | XP-03 | Aro fixo • Marco |  | 2 | H-31 mm |
|  | XP-18 | Aro móvel de porta Hoja de puerta para acristalar |  | 6 | L/3-25 mm |
| | | |  | 6 | H-47 mm |
|  | XP-16 | Almofada 100 mm • Zócalo 100 mm |  | 3 | L/3-145 mm |
|  | XP-01 | Meia lâmina • Media lama |  | 12 | L/3-168 mm |
|  | Z-53 | Lâmina • Lama |  | Segundo altura Según alto | L/3-158 mm |
|  | XP-23 | Guia de embutir • Guia embutida |  | 1 | L |
|  | AX-19 | Vareta • Pletina falleba |  | 2 | Apro. H |

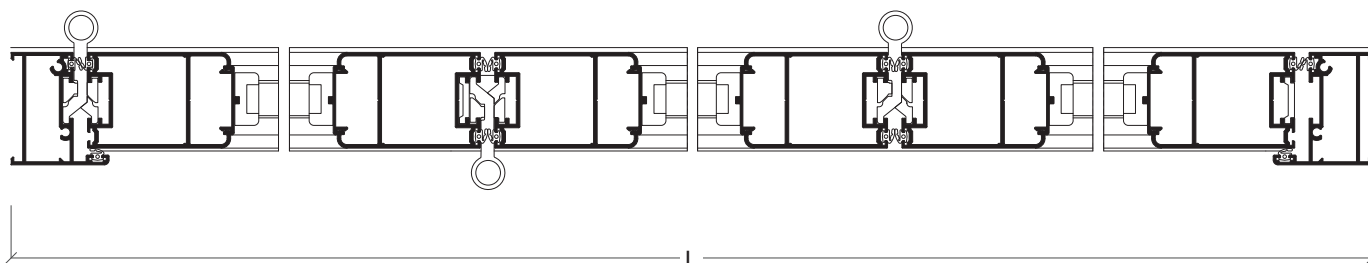
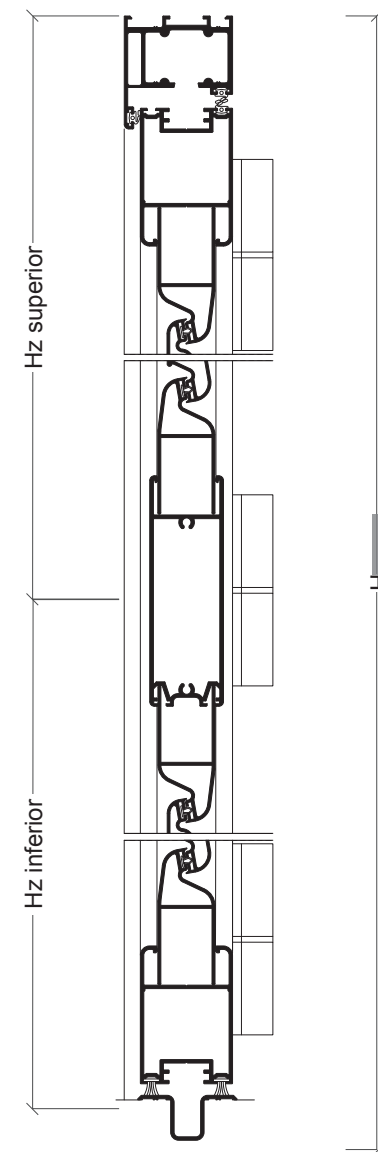
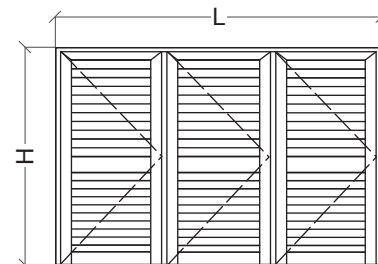
Dimensões máximas: 800x2500 mm por folha. Peso máximo: 40 Kg por folha
 Dimensiones máximas: 800x2500 mm por hoja. Peso máximo: 40 Kg por hoja

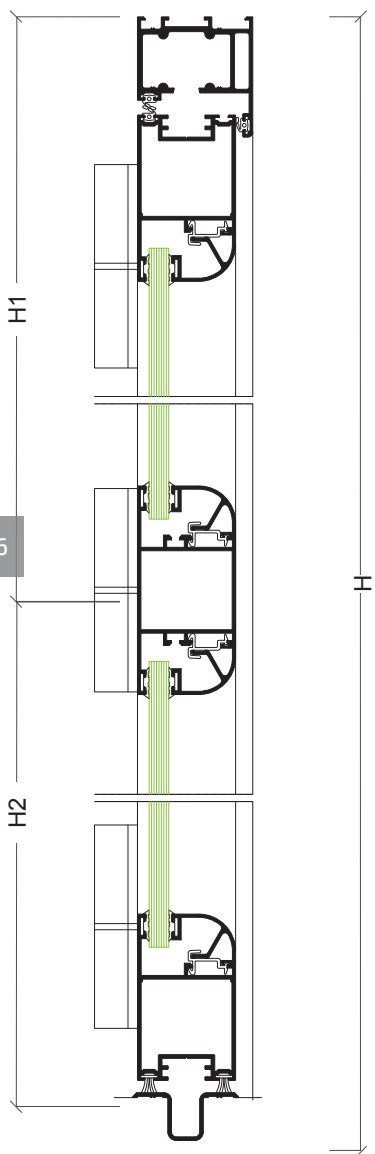
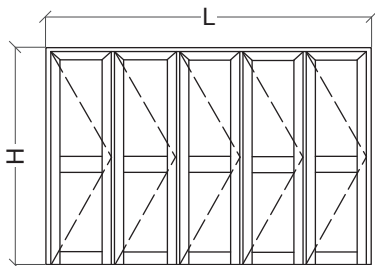
ACESSÓRIOS E JUNTAS • ACCESORIOS Y JUNTAS

| REF. | DESCRIÇÃO • DESCRIPTION | QUANTIDADE CANTIDAD |
|-------------|---|---------------------|
| 30 94 01 04 | Jogo parafusos distanciadores • Juego tornillos distanciadores | 2 |
| 30 94 01 07 | Fecho de embutir portada • Cierre de embutir mallorquina | 2 |
| 30 94 01 08 | Aplique fixador • Tirador | 2 |
| 30 94 01 06 | Rolamentos/dobradiças harmónio • Rodamientos/bisagras plegable | 1 |
| 30 94 01 24 | Dobradiça • Bisagra | 7 |
| 30 94 01 33 | Esquadro porta • Escuadra puerta | 12 |
| 30 92 00 41 | Terminal fecho • Terminal cierre | 2 |
| 30 92 00 42 | Terminal fecho inferior • Terminal cierre inferior | 2 |
| --- | Jogo portalâminas (segundo Hz superior) Juego puertalamas (según Hz superior) | 3 |
| --- | Jogo portalâminas (segundo Hz inferior) Juego puertalamas (según Hz inferior) | 3 |
| 30 93 01 40 | Vedante lâminas • Junta lamas | Nº lamas + 2 L/3 |
| 30 94 01 46 | Junta interior/exterior • Junta interior/exterior | 2L+3L/3+14H |
| 30 95 00 30 | Pelúcia 7x7 mm • Burlete 7x7 mm | 6L/3 |

PORTALÂMINAS • PUERTALAMAS

| |
|---------------------------------------|
| Hz superior • HZ superior = H1-156 mm |
| Hz inferior • HZ inferior = H2-123 mm |



Portada 5 folhas abertura exterior com vidro • Mallorca 5 hojas plegable apertura exterior con vidrio

PERFIS • PERFIS

| DESENHO • DISEÑO | REF. | DESCRIÇÃO • DESCRIPCIÓN | CORTE CORTE | QUANTIDADE CANTIDAD | MEDIDAS • MEDIDA |
|---|-------|--|---|------------------------|------------------|
|  | XP-21 | Aro fixo para carril • Marco para carril |  | 1 | L |
|  | XP-03 | Aro fixo • Marco |  | 2 | H-31 mm |
|  | XP-22 | Aro móvel de porta • Hoja de puerta |  | 10 | L/5-18 mm |
| | | |  | 10 | H-47 mm |
|  | AZ-09 | Travessa • Travessaño |  | 5 | L/5-103 mm |
|  | AZ-06 | Bite redondo • Junquillo curvo |  | 10 | H1-100 mm |
| | | |  | 10 | H2-67 mm |
|  | AX-29 | Bite redondo • Junquillo curvo |  | 20 | L/5-113 mm |
|  | AX-33 | Mola bite • Grapa junquillo |  | A cada 300 mm | 80 mm |
|  | XP-23 | Guia de embutir • Guia embutida |  | 1 | L |
|  | AX-19 | Vareta • Pletina falleba |  | 2 | Apro. H |

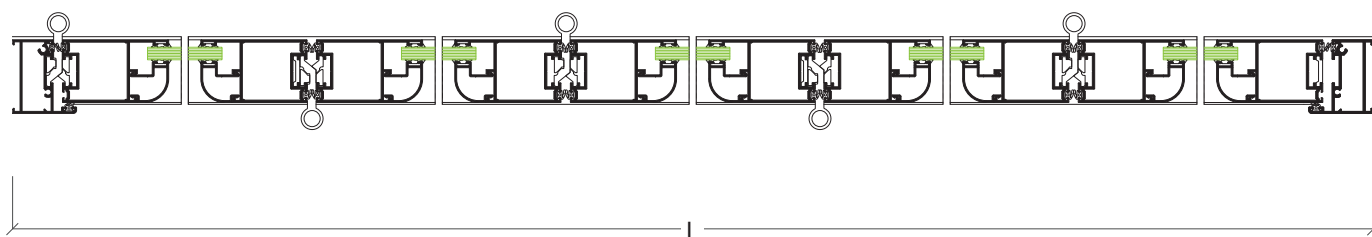
Dimensões máximas: 800x2500 mm por folha. Peso máximo: 40 Kg por folha
 Dimensiones máximas: 800x2500 mm por hoja. Peso máximo: 40 Kg por hoja

ACESSÓRIOS E JUNTAS • ACCESORIOS Y JUNTAS



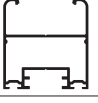














| REF. | DESCRIÇÃO • DESCRIPTION | QUANTIDADE CANTIDAD |
|-------------|--|------------------------|
| 30 94 01 04 | Jogo parafusos distanciadores • Juego tornillos distanciadores | 3 |
| 30 94 01 07 | Fecho de embutir portada • Cierre de embutir mallorquina | 3 |
| 30 94 01 08 | Aplique fixador • Tirador | 3 |
| 30 94 01 06 | Rolamentos/dobradiças harmónio • Rodamientos/bisagras plegable | 2 |
| 30 94 01 24 | Dobradiça • Bisagra | 11 |
| 30 94 01 33 | Esquadro porta • Escuadra puerta | 20 |
| 30 92 00 41 | Terminal fecho • Terminal cierre | 3 |
| 30 92 00 42 | Terminal fecho inferior • Terminal cierre inferior | 3 |
| 30 92 01 50 | União topos porta • Tope zanca puerta | 10 |
| 30 94 01 46 | Junta interior/exterior • Junta interior/exterior | 2L+5L/5+22H |
| 30 95 00 30 | Pelúcia 7x7 mm • Burlete 7x7 mm | 10L/5 |
| -- | Junta exterior vidro • Junta exterior acristalamiento | 4L+10H |
| -- | Junta interior vidro • Junta interior acristalamiento | 4L+10H |

VIDRO • VIDRIO

| | |
|------------|-----------|
| L/5-126 mm | H1-123 mm |
| L/5-126 mm | H2-90 mm |



Portada 1 folha de correr • Mallorquina 1 hoja corredera
PERFIS • PERFIS

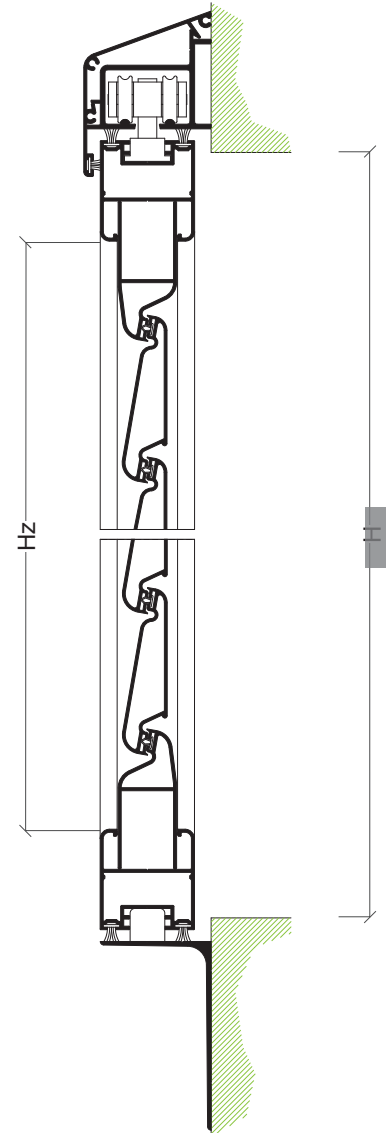
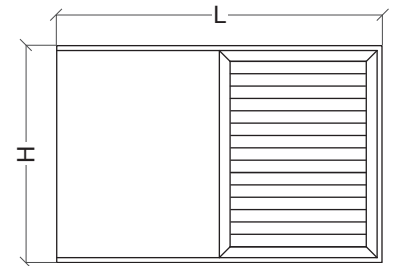
| DESENHO • DISEÑO | REF. | DESCRIÇÃO • DESCRIPCIÓN | CORTE CORTE | QUANTIDADE CANTIDAD | MEDIDAS • MEDIDA |
|---|-------|--|---|------------------------------|------------------|
|  | XP-07 | Guia superior de correr Guia superior corredera |  | 1 | 2L+59 mm |
|  | XP-05 | Aro móvel de janela Hoja ventana |  | 2 | L+10 mm |
| | | |  | 2 | L+10 mm |
|  | XP-01 | Lâmina média Media lama |  | 2 | L-99 mm |
|  | Z-53 | Lâmina Lama |  | Segundo altura Según alto | L-89 mm |
|  | AX-19 | Vareta Pletina falleba |  | 2 | Apro. H/2 mm |
|  | XP-06 | Tampa da guia superior Tapa da guia superior |  | 1 | 2L+59 mm |
|  | XP-08 | Tampa lateral de correr Tapa lateral corredera |  | 2 | H+10 mm |
|  | XP-15 | Guia inferior de correr Guia inferior corredera |  | 1 | 2L+59 mm |

ACESSÓRIOS E JUNTAS • ACCESORIOS Y JUNTAS

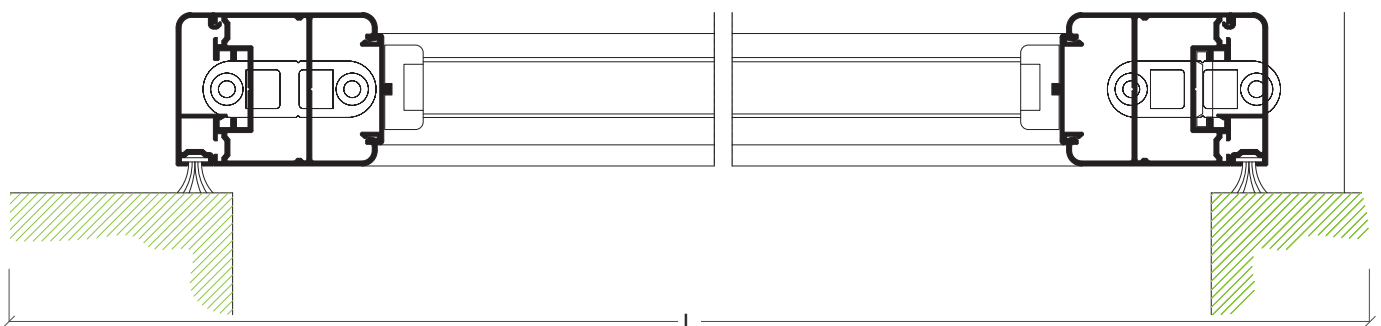
| REF. | DESCRIÇÃO • DESCRIPTION | QUANTIDADE CANTIDAD |
|-------------|---|---------------------|
| 30 94 01 04 | Jogo parafusos distanciadores • Juego tornillos distanciadores | 1 |
| 30 94 01 05 | Rolamentos portada de correr • Rodamientos mallorquina corredera | 2 |
| 30 94 01 07 | Fecho de embutir portada • Cierre de embutir mallorquina | 1 |
| 30 94 01 27 | Esquadro de janela • Escuadra de ventana | 4 |
| 30 94 01 34 | Fecho superior correr • Cierre superior corredera | 2 |
| 30 94 01 35 | Fecho inferior correr • Cierre inferior corredera | 2 |
| 31 94 01 36 | Tampa lateral • Tapa lateral | 2 |
| 30 92 00 41 | Terminal fecho • Terminal cierre | 2 |
| --- | Jogo portalâminas (segundo altura) • Juego puertalamas (según alto) | 1 |
| 30 93 01 40 | Vedante lâminas • Junta lamas | Nº lamas + 1 L |
| 30 95 00 10 | Pelúcia 7x9 mm • Burlete 7x9 mm | 4L+2H+12L |

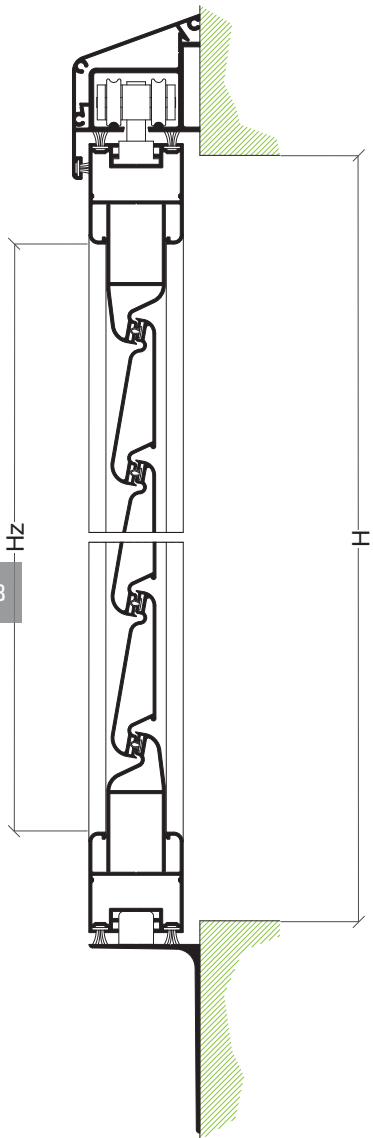
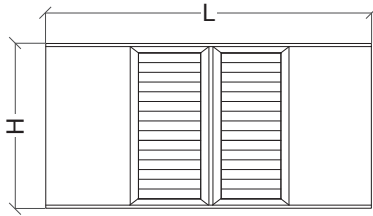
PORTALÂMINAS • PUERTALAMAS



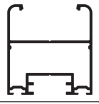
















| |
|--------------|
| Hz = H-75 mm |
|--------------|



77



Portada 2 folhas de correr • Mallorca de correr 2 hojas

PERFIS • PERFIS

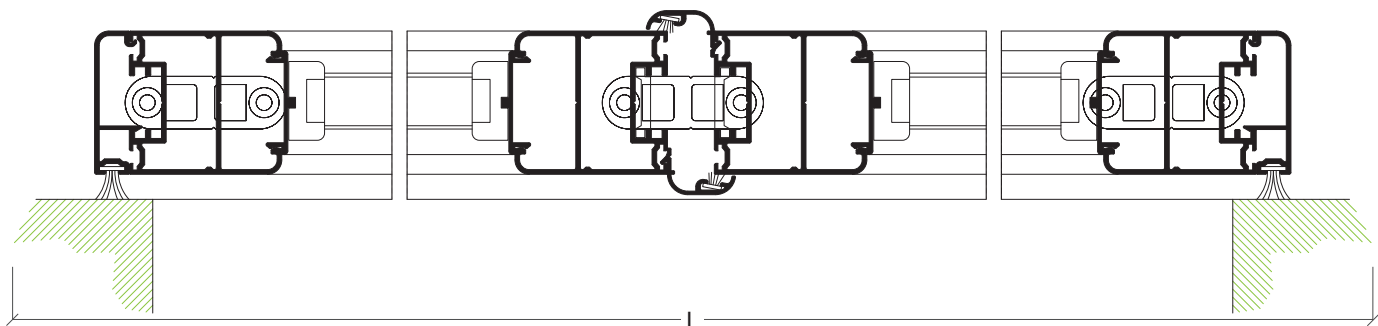
| DESENHO • DISEÑO | REF. | DESCRIÇÃO • DESCRIPCIÓN | CORTE CORTE | QUANTIDADE CANTIDAD | MEDIDAS • MEDIDA |
|---|-------|--|---|------------------------------|------------------|
|  | XP-07 | Guia superior de correr Guia superior corredera |  | 1 | 2L+19 mm |
|  | XP-05 | Aro móvel janela Hoja ventana |  | 4 | L/2 mm |
|  | | | 4 | H+10 mm | |
|  | XP-01 | Lâmina média Media lama |  | 4 | L/2-109 mm |
|  | Z-53 | Lâmina Lama |  | Segundo altura Según alto | L/2-99 mm |
|  | AX-19 | Vareta Pletina falleba |  | 2 | Apro. H/2 mm |
|  | XP-06 | Tampa da guia superior Tapa da guia superior |  | 1 | 2L+19 mm |
|  | XP-08 | Tampa lateral de correr Tapa lateral corredera |  | 2 | H+10 mm |
|  | XP-15 | Guia inferior de correr Guia inferior corredera |  | 1 | 2L+19 mm |
|  | XP-17 | Perfil de batente Perfil de batiente |  | 2 | H-7 mm |

ACESSÓRIOS E JUNTAS • ACCESORIOS Y JUNTAS














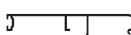





| REF. | DESCRIÇÃO • DESCRIPTION | QUANTIDADE CANTIDAD |
|-------------|---|---------------------|
| 30 94 01 04 | Jogo parafusos distanciadores • Juego tornillos distanciadores | 2 |
| 30 94 01 05 | Rolamentos portada de correr • Rodamientos mallorquina corredera | 4 |
| 30 94 01 07 | Fecho de embutir portada • Cierre de embutir mallorquina | 2 |
| 30 94 01 12 | Jogo topos para perfil batente • Juego topes para perfil batiente | 2 |
| 30 94 01 27 | Esquadro de janela • Escuadra de ventana | 8 |
| 30 94 01 34 | Fecho superior correr • Cierre superior corredera | 3 |
| 30 94 01 35 | Fecho inferior correr • Cierre inferior corredera | 3 |
| 31 94 01 36 | Tampa lateral • Tapa lateral | 2 |
| 30 92 00 41 | Terminal fecho • Terminal cierre | 4 |
| -- | Jogo portalâminas (segundo altura) • Juego puertalamas (según alto) | 2 |
| 30 93 01 40 | Vedante lâminas • Vedante lamas | Nº lamas + L/2 |
| 30 95 00 10 | Pelúcia 7x9 mm • Burlete 7x9 mm | 8L/2+4H+12L |

PORTALÂMINAS • PUERTALAMAS

| |
|--------------|
| Hz = H-75 mm |
|--------------|



Portada 2 folhas afastada de correr • Mallorca de correr 2 hojas afastada
PERFIS • PERFIS

| DESENHO • DISEÑO | REF. | DESCRIÇÃO • DESCRIPCIÓN | CORTE CORTE | QUANTIDADE CANTIDAD | MEDIDAS • MEDIDA |
|---|-------|--|---|------------------------------|------------------|
|  | XP-13 | Guia superior de correr longa Guia superior corredera larga |  | 1 | 2L+19 mm |
|  | XP-05 | Aro móvel de janela Hoja ventana |  | 4 | L/2 mm |
| | | |  | 4 | H+10 mm |
|  | XP-01 | Meia lâmina Media lama |  | 4 | L/2-109 mm |
|  | Z-53 | Lâmina Lama |  | Segundo altura Según alto | L/2-99 mm |
|  | AX-19 | Vareta Pletina falleba |  | 2 | Apro. H/2 mm |
|  | XP-12 | Tampa guia superior longa Tapa guia superior larga |  | 1 | 2L+19 mm |
|  | XP-14 | Tampa lateral de correr longa Tapa lateral corredera larga |  | 2 | H+10 mm |
|  | XP-15 | Guia inferior de correr Guia inferior corredera |  | 1 | 2L+19 mm |
|  | XP-17 | Perfil de batente Perfil de batiente |  | 2 | H-7 mm |

ACESSÓRIOS E JUNTAS • ACCESORIOS Y JUNTAS

| REF. | DESCRIÇÃO • DESCRIPTION | QUANTIDADE CANTIDAD |
|-------------|---|------------------------------------|
| 30 94 01 04 | Jogo parafusos distanciadores • Juego tornillos distanciadores | 2 |
| 30 94 01 05 | Rolamentos portada de correr • Rodamientos mallorquina corredera | 4 |
| 30 94 01 07 | Fecho de embutir portada • Cierre de embutir mallorquina | 2 |
| 30 94 01 12 | Jogo topos para perfil batente • Juego topes para perfil batiente | 2 |
| 30 94 01 27 | Esquadro de janela • Escuadra de ventana | 8 |
| 30 94 01 34 | Fecho superior correr • Cierre superior corredera | 3 |
| 30 94 01 35 | Fecho inferior correr • Cierre inferior corredera | 3 |
| 31 94 01 37 | Tampa lateral • Tapa lateral | 2 |
| 30 92 00 41 | Terminal fecho • Terminal cierre | 4 |
| --- | Jogo portalâminas (segundo altura) • Juego puertalamas (según alto) | 2 |
| 30 93 01 40 | Vendante lâminas • Junta lamas | Nº lâminas + L/2 Nº lamas + L/2 |
| 30 95 00 10 | Pelúcia 7x9 mm • Burlete 7x9 mm | 8L/2+4H+12L |

PORTALÂMINAS • PUERTALAMAS

| |
|--------------|
| Hz = H-75 mm |
|--------------|

